



WEATHER FORECAST FOR BN

09 MAR - 12 MAR 2021





WEATHER FORECAST – DHAKA

09.03.2021

Hourly	2 PM	4 PM	8 PM	11 PM
Temp. / Dew Point	31 / 22	32 / 21	29 / 22	27 / 22
Wind	11 km/h S	11 km/h S	8 km/h SE	8 m/h S
Humidity	59%	53%	64%	72%
Chance of Precip	1%	6%	4%	4%
Cloud Cover	9%	33%	24%	9%
Conditions	Partly Cloudy	Partly Cloudy	Partly Cloudy	Partly Cloudy
Sunrise Sunset	06: 13 AM 18: 05 PM			

Conditions

Pressure : 1014 hpa

Visibility : 3.22 km

Ref: <https://www.wunderground.com/weather/bd/dhaka>



WEATHER FORECAST – CHATTOGRAM

09.03.2021

Hourly	2 PM	4 PM	8 PM	11 PM
Temp. / Dew Point	29 / 22	29 / 23	25 / 24	24 / 24
Wind	11 km/h SW	11 km/h SW	6 km/h SW	4 km/h SSE
Humidity	67%	71%	98%	99%
Chance of Precip.	1%	1%	7%	8%
Cloud Cover	10%	11%	11%	11%
Conditions	Partly Cloudy	Partly Cloudy	Clear	Clear
Sunrise	06: 08 AM			
Sunset	17: 59 PM			

Conditions

Pressure : 1015 hpa

Visibility : 1.21 Km

Ref: <https://www.wunderground.com/weather/bd/chittagong>



WEATHER FORECAST – KHULNA

09.03.2021

Hourly	2 PM	4 PM	8 PM	11 PM
Temp. / Dew Point	34 / 19	34 / 17	28 / 21	26 / 23
Wind	14 km/h SW	15 km/h SSW	10 km/h SSW	9 m/h SW
Humidity	41%	37%	65%	84%
Chance of Precip.	3%	1%	1%	6%
Cloud Cover	8%	20%	4%	5%
Conditions	Partly Cloudy	Partly Cloudy	Clear	Clear
Sunrise Sunset	06: 18 AM 18: 08 PM			

Conditions

Pressure : 1014 hpa

Visibility : 3.56 Km

Ref: <https://www.wunderground.com/weather/bd/khulna>



GENERAL WEATHER FORECAST – DHAKA

Description	10 Mar 2021	11 Mar 2021	12 Mar 2021
Temperature (C)	33°C/ 22°C	33°C/ 22°C	34°C/ 22°C
Summary	Partly Cloudy & Foggy	Partly Cloudy & Foggy	Sunny
Sun Rise/Set	6h 12m36s/18h05m18s	6h 11m30s/18h05m48s	6h 10m24s/18h06m12s
Day Length	11h52m42s	11h54m18s	11h55m48s
Moon Rise/ Set	4:15AM 3:18AM	5:00AM 4:16AM	5:40AM 5:12AM
Moon Phase/ illu	Waning Crescent, 8%	Waning Crescent, 3%	Waning Crescent, 0%
Nautical Twilight	05:23,18:54	05:22,18:54	05:21,18:55
Civil Twilight	05:49,18:28	05:48,18:28	05:47,18:28
Humidity	D : 67% N : 79%	D : 68% N : 78%	D : 60% N : 71%
Barometer (mb)	1012	1012	1013
Visibility	Hazy/ Moderate	Hazy/ Moderate	Hazy/ Moderate
Precip Chance	7%	7%	5%
Wind (km/hr)	10 Km/h, S	9 Km/h S	9 Km/h, N

Ref: <https://weather.com/weather/5day//BGXX0003:1:BG>



GENERAL WEATHER FORECAST– CHATTOGRAM

Description	10 Mar 2021	11 Mar 2021	12 Mar 2021
Temperature (C)	29°C / 21°C	30°C / 21°C	32°C / 22°C
Summary	Partly Cloudy & Foggy	Partly Cloudy & Foggy	Partly Cloudy & Foggy
Sun Rise/Set	6h06m24s/ 18h00m00s	6h05m24s/ 18h00m30s	6h04m18s/ 18h00m48s
Day Length	11h53m36s	11h55m06s	11h56m30s
Moon Rise/ Set	4:06AM 3:15AM	4:51AM 4:12AM	5:32AM 5:08AM
Moon Phase/ illu	Waning Crescent, 8%	Waning Crescent, 3%	Waning Crescent, 0%
NauticalTwilight	05:17, 18:48	05:17, 18:48	05:16, 18:49
Civil Twilight	05:43, 18:22	05:42, 18:22	05:42, 18:23
Humidity	D : 79% N : 99%	D : 80% N : 96%	D : 68% N : 80%
Barometer (mb)	1014	1013	1014
Visibility	Hazy/ Moderate	Hazy/ Moderate	Hazy/ Moderate
Precip Chance	6%	6%	4%
Wind (km/hr)	12 Km/h, SSW	11 Km/h, W	12 Km/h, NW

Ref: <https://weather.com/weather/5day//BGXX0002:1:BG>



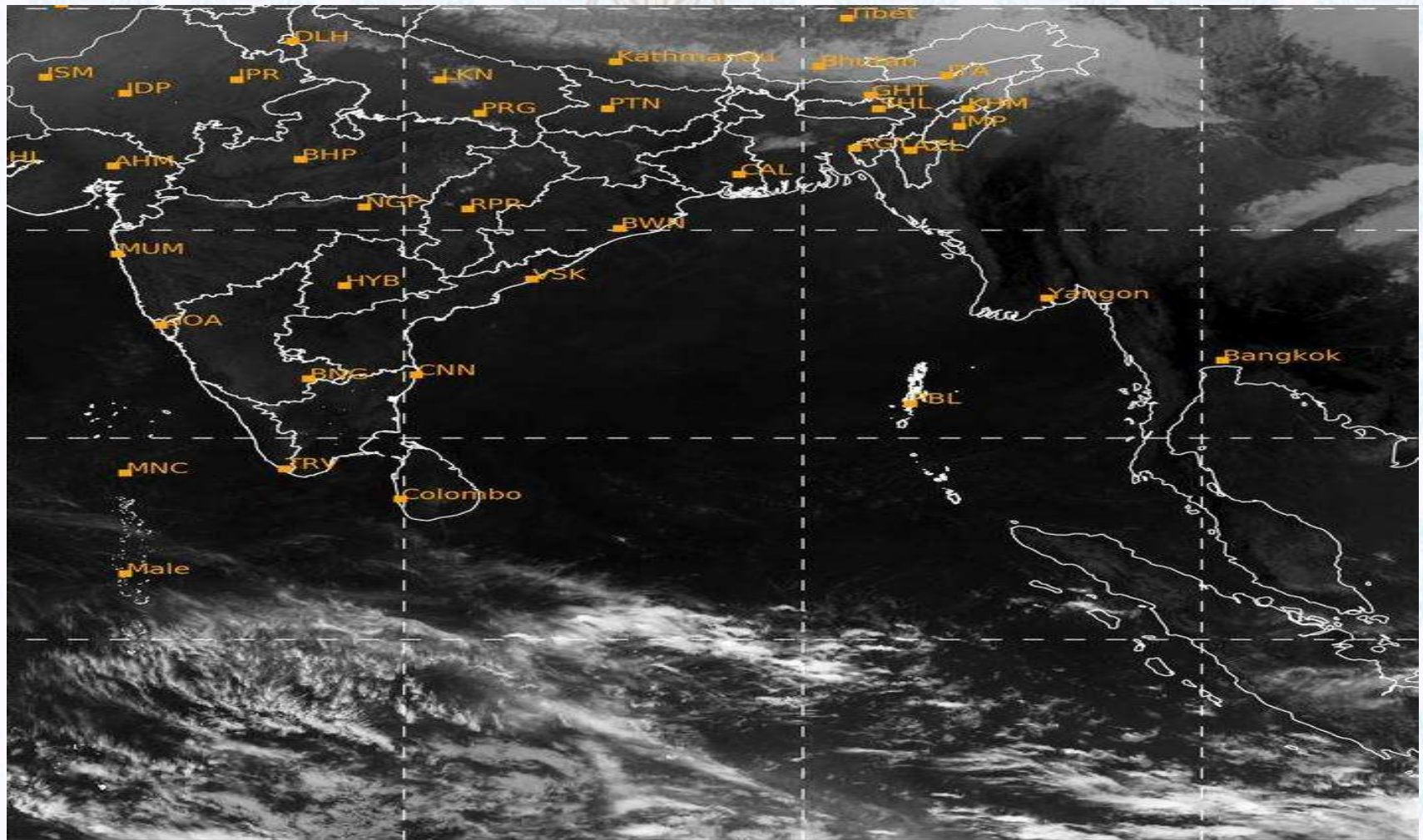
GENERAL WEATHER FORECAST – KHULNA

Description	10 Mar 2021	11 Mar 2021	12 Mar 2021
Temperature(C)	34°C/ 24°C	34°C/ 23°C	34°C/ 23°C
Summary	Partly Cloudy & Foggy	Partly Cloudy & Foggy	Sunny
Sun Rise/Set	6h15m42s/ 18h09m00s	6h14m36s/ 18h09m30s	6h13m36s/ 18h09m48s
Day Length	11h53m18s	11h54m54s	11h56m12s
Moon Rise/Set	4:16AM 3:23AM	5:02AM 4:21AM	5:42AM 5:17AM
Moon Phase/illu	Waning Crescent, 7%	Waning Crescent, 3%	Waning Crescent, 0%
Nautical Twilight	05:27, 18:57	05:26, 18:57	05:25, 18:58
Civil Twilight	05:53, 18:31	05:52, 18:31	05:51, 18:32
Humidity	D : 61% N : 92%	D : 66% N : 91%	D : 63% N : 93%
Barometer (mb)	1012	1012	1013
Visibility	Hazy/ Moderate	Hazy/ Moderate	Hazy/ Moderate
Precip Chance	7%	8%	7%
Wind (km/hr)	16 km/h, SW	12 km/h, SSW	8 km/h, SW

Ref: <https://weather.com/weather/5day//BGXX0005:1:BG>



SATELLITE VIEW OF BAY OF BENGAL

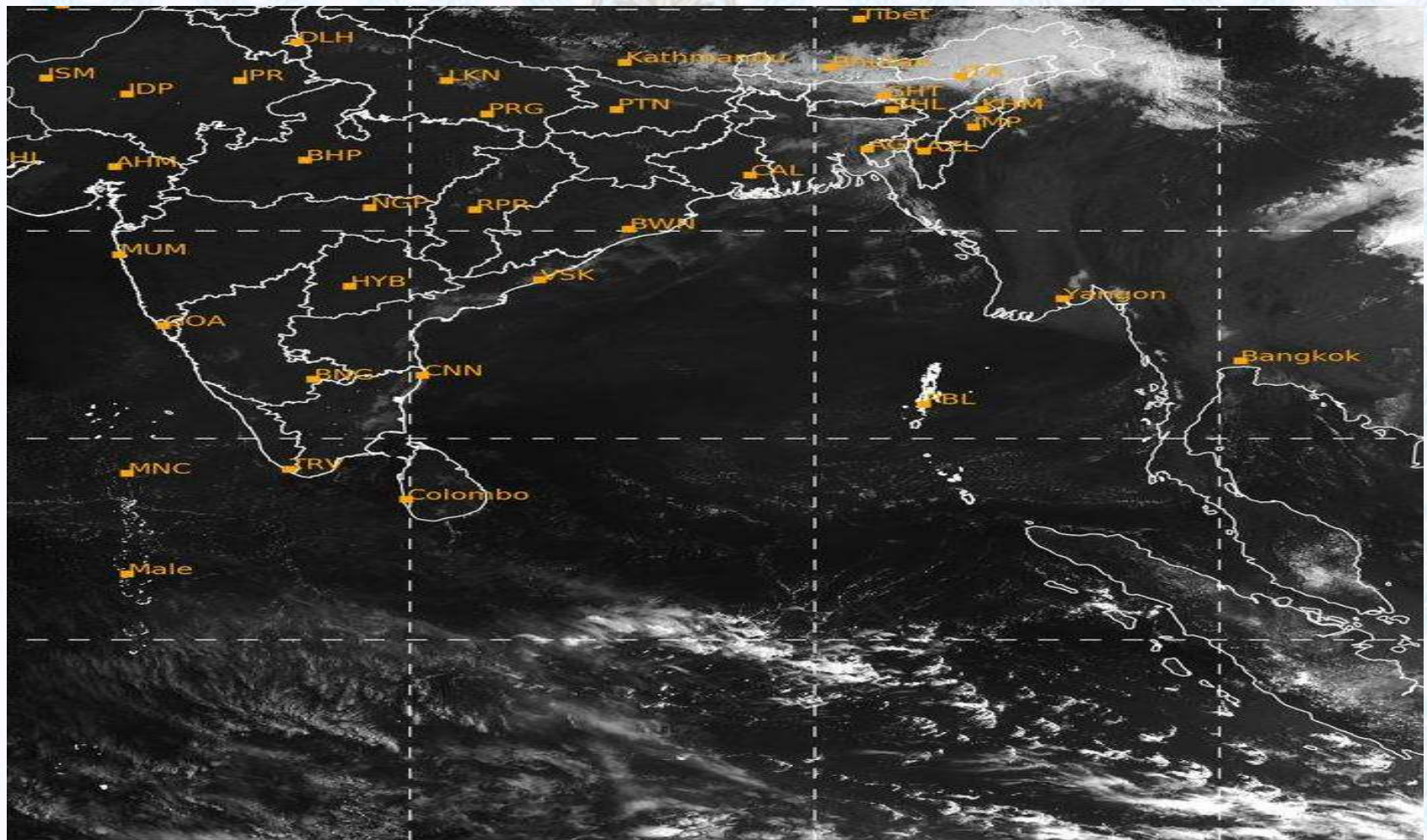


09/03/2021, 11:00 UTC MATSAT-IR

Ref: <http://satellite.imd.gov.in/insat.htm>



SATELLITE VIEW OF BAY OF BENGAL



09/03/2021, 11:00 MATSAT-VIS

Ref: <http://satellite.imd.gov.in/insat.htm>



Fleet Forecast Sea Area C-90 (Valid for 12 Hrs Commencing 1000 UTC of 09.03.2021)

Part One	NO STORM WARNING.	
Part Two	SEASONAL LOW LIES OVER SOUTH BAY.	
Part Three	Weather	TEMPORARY PARTLY CLOUDY OVER AREA C-90.
	Wind	SOUTH/SOUTH-WESTERLY 08-12 KTS.
	Visibility	03-05 KMS REDUCING TO 1500 M OR LESS IN MIST/HAZE.
	Outlook	FOR SUBSEQUENT 12 HOURS: LITTLE CHANGE.
	MSL Pressure	AT = 09,0000 UTC. CHATTOGRAM =1015 HPA



Inland River Port Warning (VALID TILL 06 PM OF 09.03.2020)


THERE IS NO INLAND RIVERPORT WARNING AND NO SIGNAL IS TO BE HOISTED..



Ref: <http://www.bmd.gov.bd/?/home>



Surface Wind Forecast- 10 Mar - 2021



Legend:



**Calm
Winds**



5 Knots



10 Knots





60 Knots



Surface Wind Forecast – 11 & 12 Mar - 2021

11 Mar 21 Thursday

12 Mar 21 Friday



Legend:



Calm
Winds



5 Knots



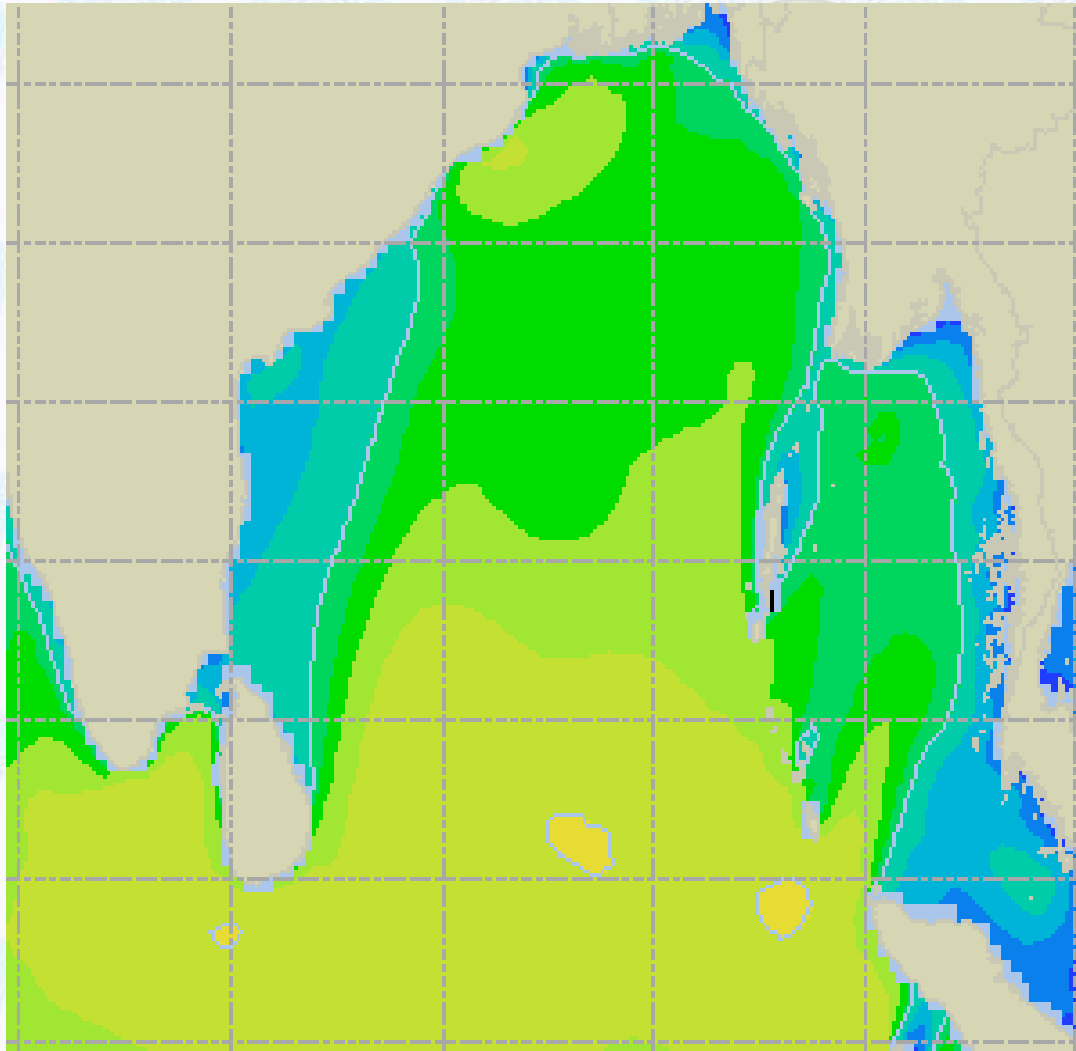
10 Knots



60 Knots



Sea State Forecast – 10 Mar - 2021



Sea State	Ht (m)
0	0
1	0-0.1
2	0.1-0.5
3	0.5-1.25
4	1.25-2.5
5	2.5-4.0
6	4-6
7	6-9
8	9-14
9	Over 14

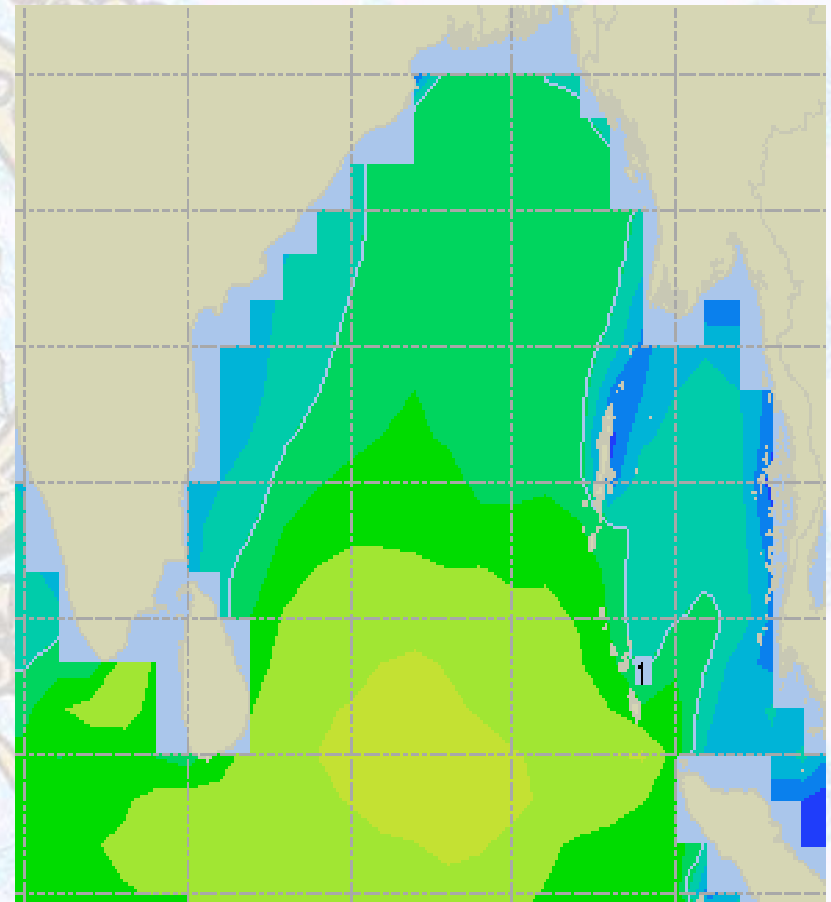
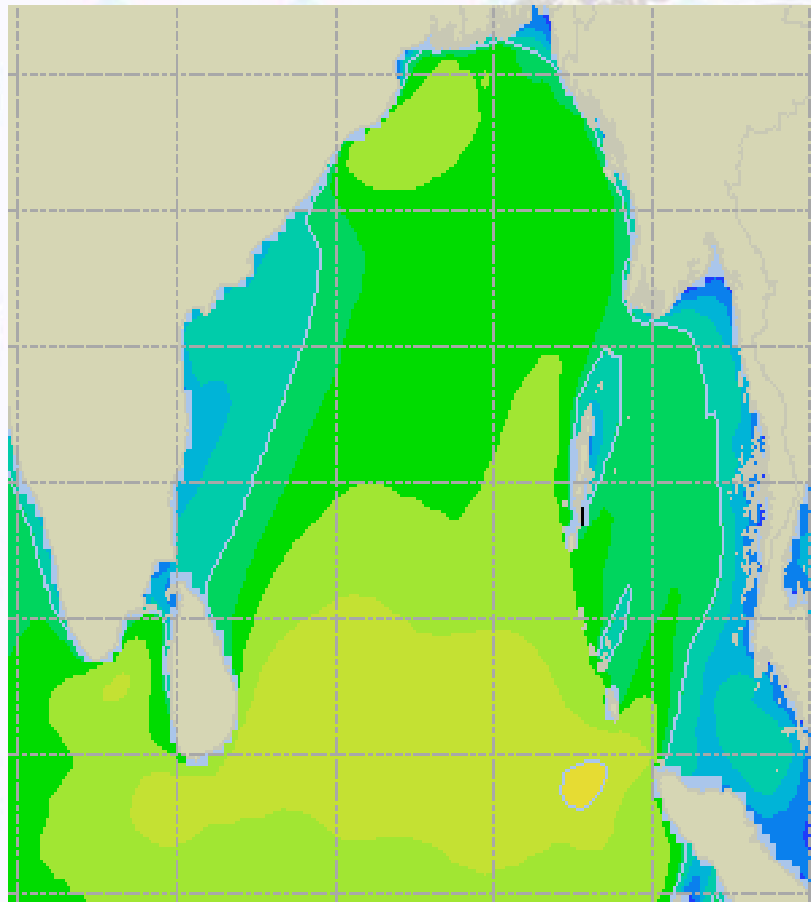




Sea State Forecast – 11 & 12 Mar - 2021

11 Mar 21 Thursday

12 Mar 21 Friday

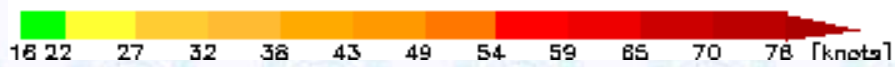
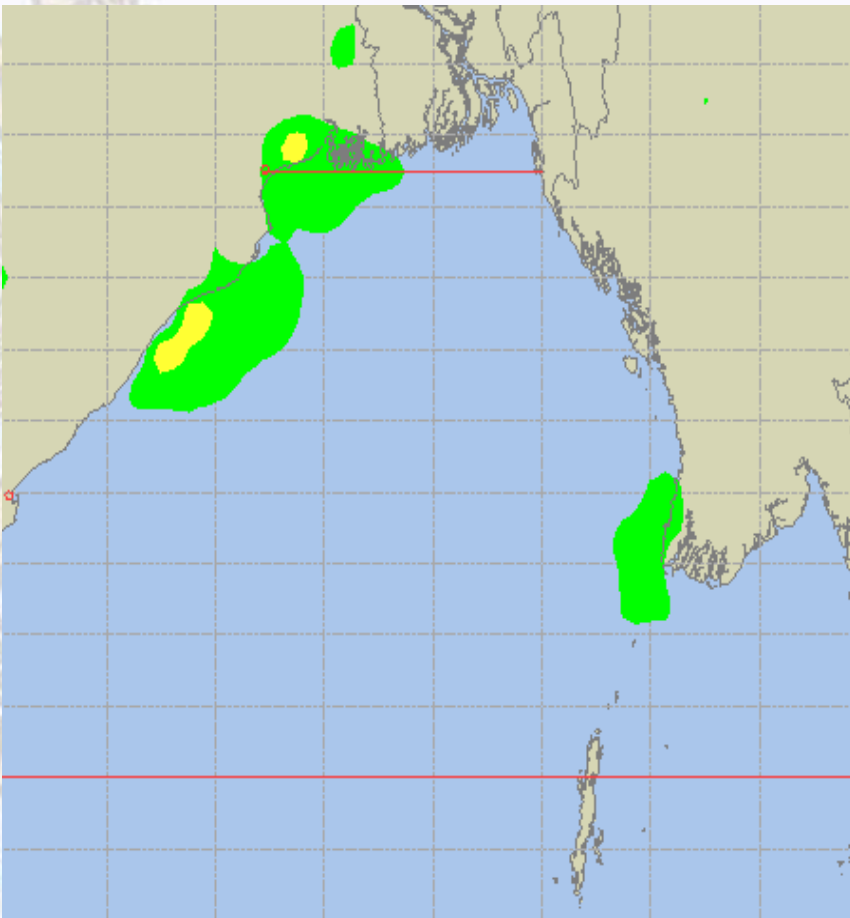
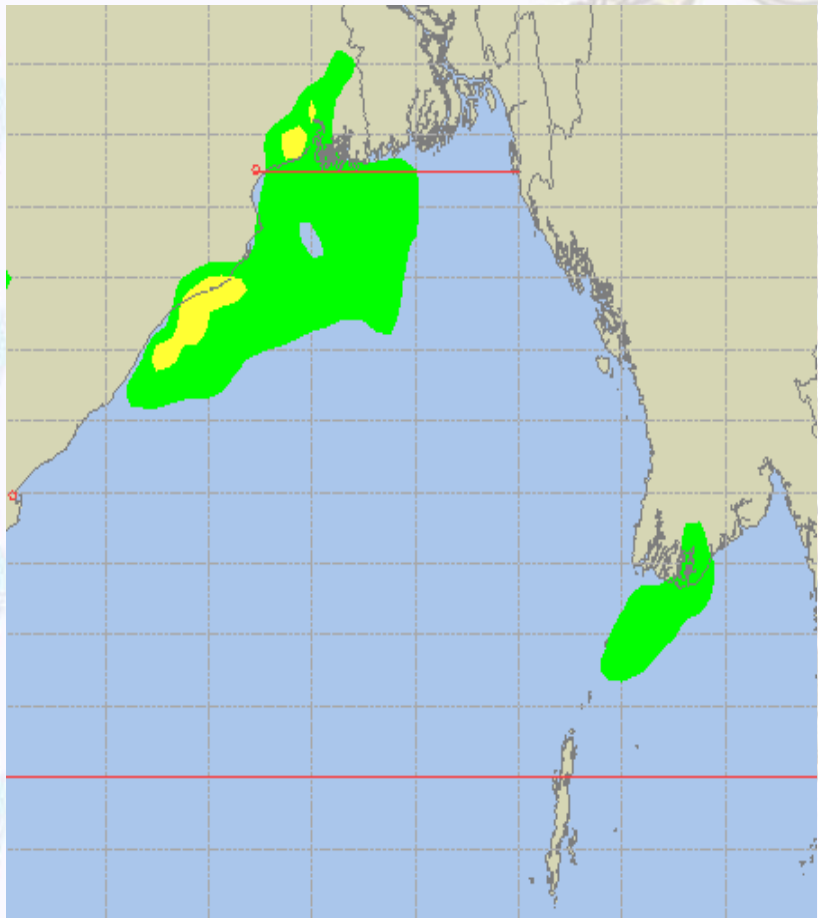




Peak Gusting Possibilities– 10 & 11 Mar 2021

10 Mar 21 Wednesday

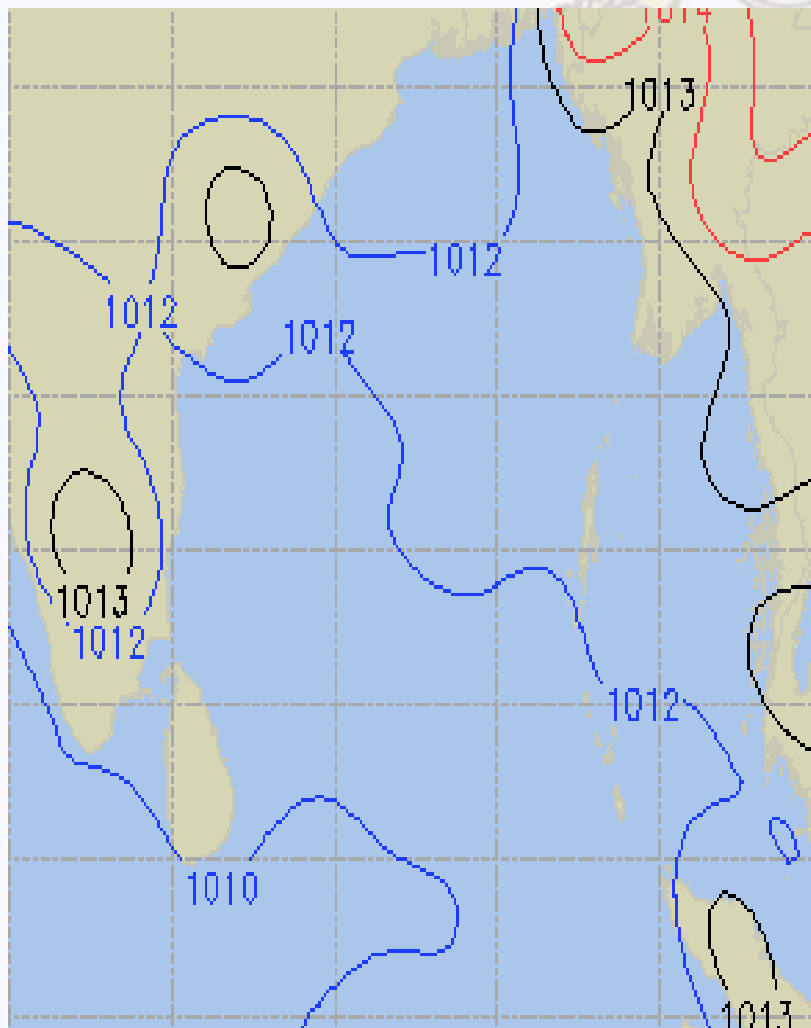
11 Mar 21 Thursday



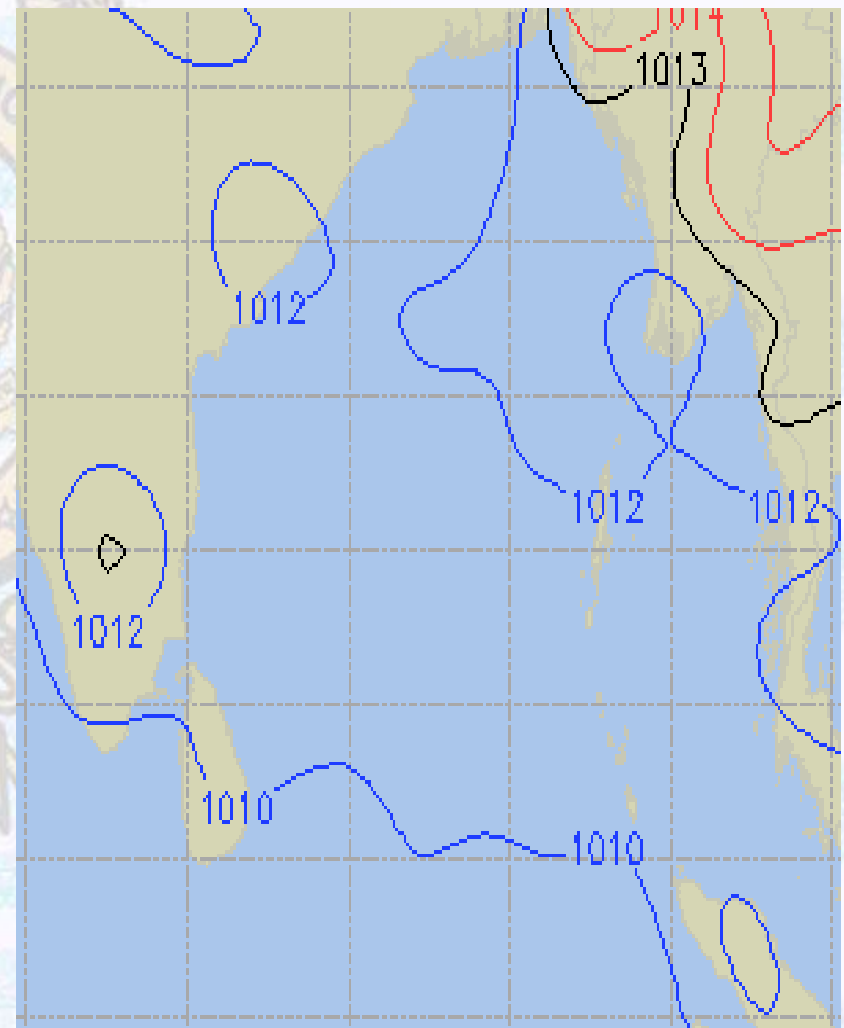


Surface Pressure forecast – 10 & 11 Mar 2021

10 Mar 21 Wednesday



11 Mar 21 Thursday

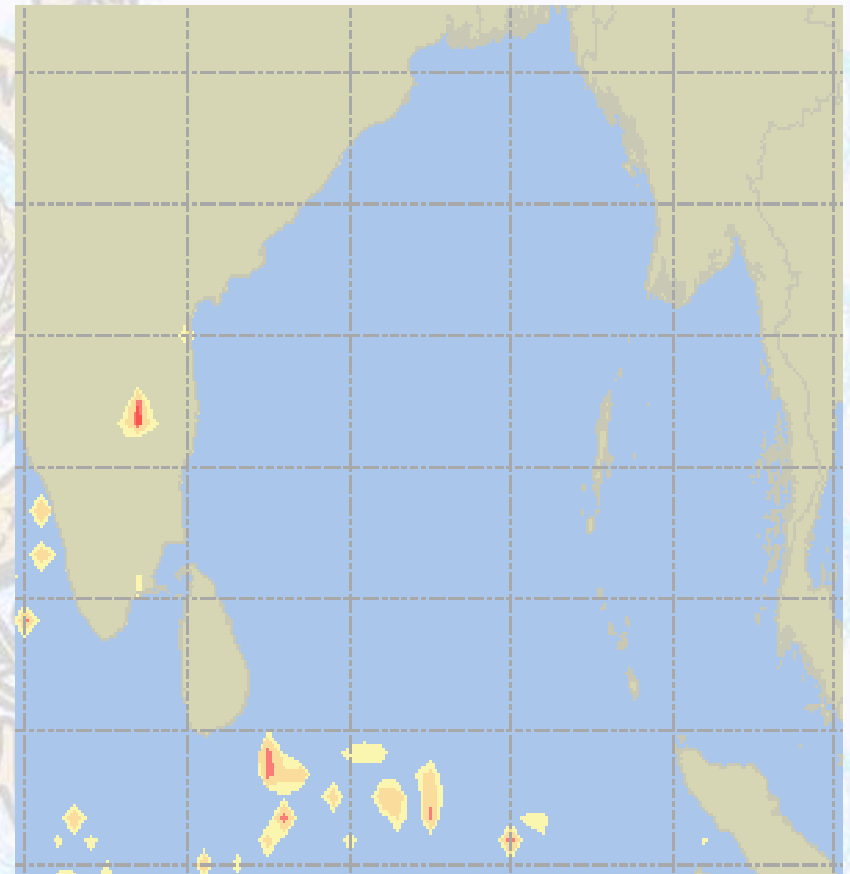
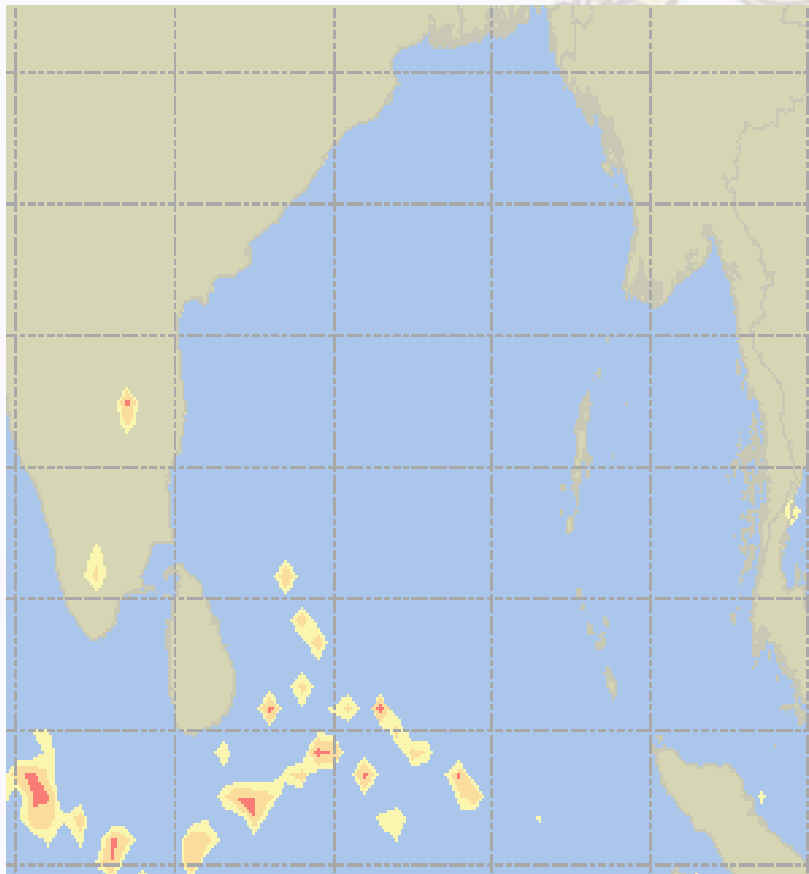




Visibility at Sea Forecast – 10 & 11 Mar 2021

10 Mar 21 Wednesday

11 Mar 21 Thursday



Visibility Scale:



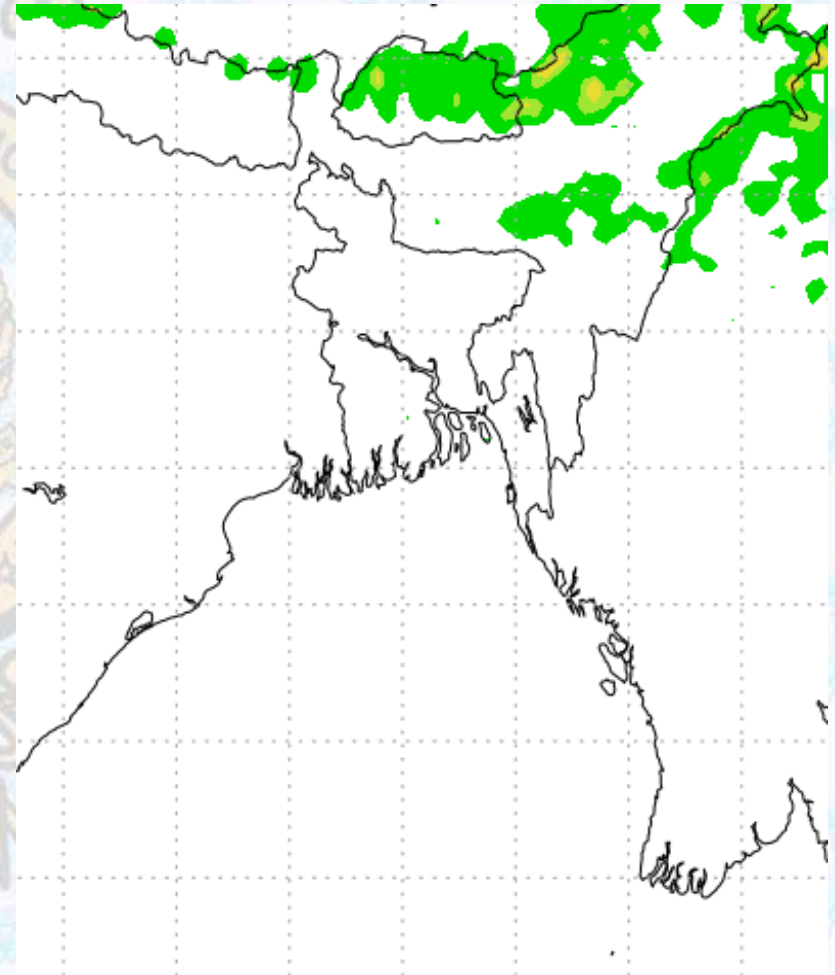
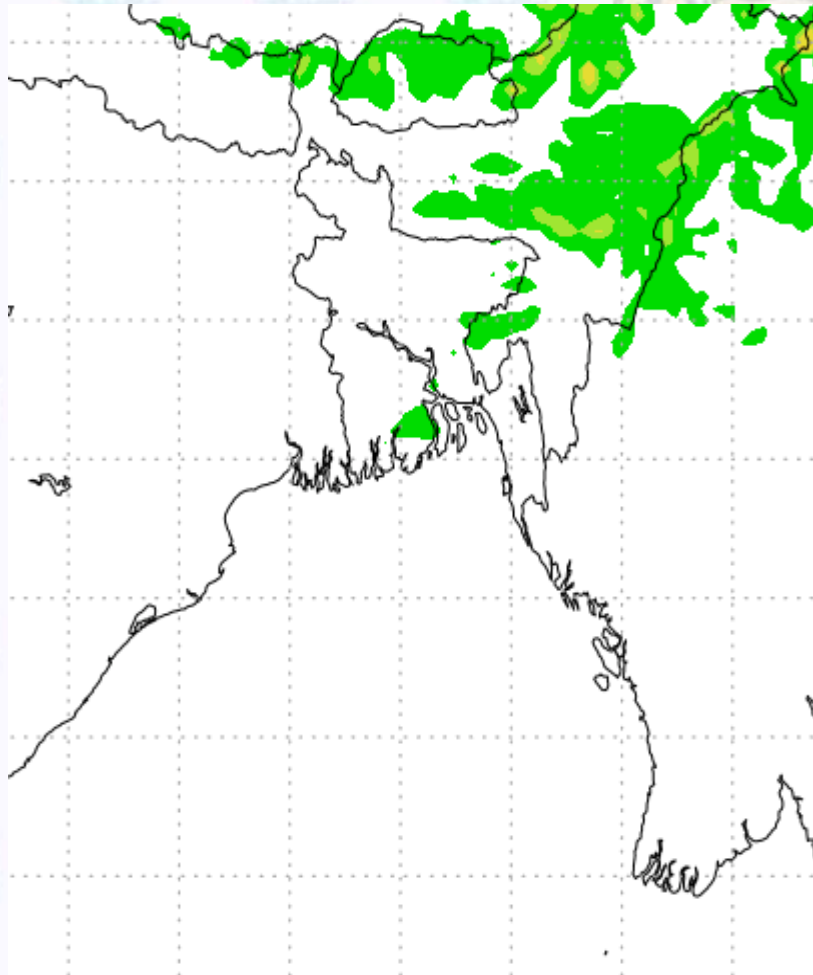
Ref (Slide 12-18): <http://www.weatheronline.co.uk/marine/weather?LEVEL>



Precipitation

Rain(mm) 10 & 11 Mar 21

Rain(mm) 11 & 12 Mar 21



Precipitation Scale (mm):





Tidal Information

KHAL NO. 10

COX'S BAZAR

HIRAN POINT

10 Mar 2021	Time	Height		Time	Height		Time	Height
	0540	0.61		0259	0.68		0313	0.73
	1144	3.60		0849	2.32		0916	2.29
	1751	0.75		1511	0.60		1516	0.68
	2352	4.00		2109	2.79		2131	2.65
11 Mar 2021	Time	Height		Time	Height		Time	Height
	0628	0.45		0351	0.50		0357	0.54
	1226	3.82		0936	2.59		0958	2.49
	1836	0.6		1603	0.44		1602	0.53
	-	-		2153	3.01		2210	2.76
12 Mar 2021	Time	Height		Time	Height		Time	Height
	0031	4.14		0434	0.35		0434	0.40
	0706	0.37		1014	2.83		1033	2.63
	1259	3.99		1646	0.31		1640	0.43
	1914	0.51		2231	3.18		2243	2.82