



WEATHER FORECAST FOR BN

05 MAR - 08 MAR 2021



WEATHER FORECAST – DHAKA

05.03.2021

Hourly	2 PM	4 PM	8 PM	11 PM
Temp. / Dew Point	32 / 20	31 / 18	28 / 20	26 / 20
Wind	16 km/h SW	14 km/h SSW	11 km/h SSE	11 m/h S
Humidity	50%	47%	62%	70%
Chance of Precip	5%	1%	3%	6%
Cloud Cover	30%	37%	34%	50%
Conditions	Partly Cloudy	Partly Cloudy	Partly Cloudy	Partly Cloudy
Sunrise Sunset	06: 17 AM 18: 02 PM			

Conditions

Pressure : 1012 hpa

Visibility : 3.22 km

Ref: <https://www.wunderground.com/weather/bd/dhaka>



WEATHER FORECAST – CHATTOGRAM

05.03.2021

Hourly	2 PM	4 PM	8 PM	11 PM
Temp. / Dew Point	28 / 22	28 / 22	25 / 24	24 / 24
Wind	13 km/h SSW	13 km/h SSW	10 km/h S	11 km/h SSE
Humidity	67%	72%	97%	98%
Chance of Precip.	1%	1%	7%	8%
Cloud Cover	15%	9%	13%	17%
Conditions	Sunny	Sunny	Clear	Clear
Sunrise	06: 11 AM			
Sunset	17: 57 PM			

Conditions

Pressure : 1014 hpa

Visibility : 4.02 Km

Ref: <https://www.wunderground.com/weather/bd/chittagong>



WEATHER FORECAST – KHULNA

05.03.2021

Hourly	2 PM	4 PM	8 PM	11 PM
Temp. / Dew Point	33 / 18	33 / 15	27 / 21	25 / 22
Wind	15 km/h SW	16 km/h SW	13 km/h S	12 m/h S
Humidity	39%	34%	67%	81%
Chance of Precip.	1%	1%	2%	5%
Cloud Cover	7%	11%	18%	28%
Conditions	Sunny	Sunny	Clear	Clear
Sunrise Sunset	06: 20 AM 18: 06 PM			

Conditions

Pressure : 1012 hpa

Visibility : 8.66 Km

Ref: <https://www.wunderground.com/weather/bd/khulna>



GENERAL WEATHER FORECAST – DHAKA

Description	06 Mar 2021	07 Mar 2021	08 Mar 2021
Temperature (C)	33 °C/ 22 °C	32 °C/ 23 °C	33 °C/ 22 °C
Summary	Sunny	Sunny	Sunny
Sun Rise/Set	6h 16m00s/18h04m00s	6h 15m12s/18h04m18s	6h 14m18s/18h04m42s
Day Length	11h48m00s	11h49m06s	11h50m24s
Moon Rise/ Set	12:25AM 11:25AM	1:29AM 12:19AM	2:29AM 1:18AM
Moon Phase/ illu	Last Quarter, 45%	Waning Crescent, 34%	Waning Crescent, 23%
Nautical Twilight	05:27,18:52	05:27,18:53	05:26,18:53
Civil Twilight	05:54,18:26	05:54,18:26	05:53,18:27
Humidity	D : 61% N : 77%	D : 63% N : 79%	D : 68% N : 78%
Barometer (mb)	1010	1011	1012
Visibility	Hazy/ Moderate	Hazy/ Moderate	Hazy/ Moderate
Precip Chance	6%	12%	6%
Wind (mph)	16 Km/h SSW	10 Km/h S	10 Km/h SSW

Ref: <https://weather.com/weather/5day//BGXX0003:1:BG>



GENERAL WEATHER FORECAST– CHATTOGRAM

Description	06 Mar 2021	07 Mar 2021	08 Mar 2021
Temperature (C)	28 °C / 22 °C	27 °C / 22 °C	28 °C / 22 °C
Summary	Sunny	Sunny	Sunny
Sun Rise/Set	6h09m36s/ 17h58m48s	6h08m54s/ 17h59m12s	6h08m00s/ 17h59m24s
Day Length	11h49m12s	11h50m18s	11h51m24s
Moon Rise/ Set	12:16AM 11:23AM	1:20AM 12:17PM	2:20AM 1:15AM
Moon Phase/ illu	Last Quarter, 45%	Waning Crescent, 34%	Waning Crescent, 23%
NauticalTwilight	05:22, 18:47	05:21, 18:47	05:21, 18:48
Civil Twilight	05:48, 18:21	05:47, 18:21	05:47, 18:22
Humidity	D : 81% N : 94%	D : 85% N : 99%	D : 84% N : 99%
Barometer (mb)	1012	1012	1013
Visibility	Hazy/ Moderate	Hazy/ Moderate	Hazy/ Moderate
Precip Chance	5%	6%	7%
Wind (mph)	21 Km/h S	15 Km/h S	12 Km/h SW

Ref: <https://weather.com/weather/5day//BGXX0002:1:BG>



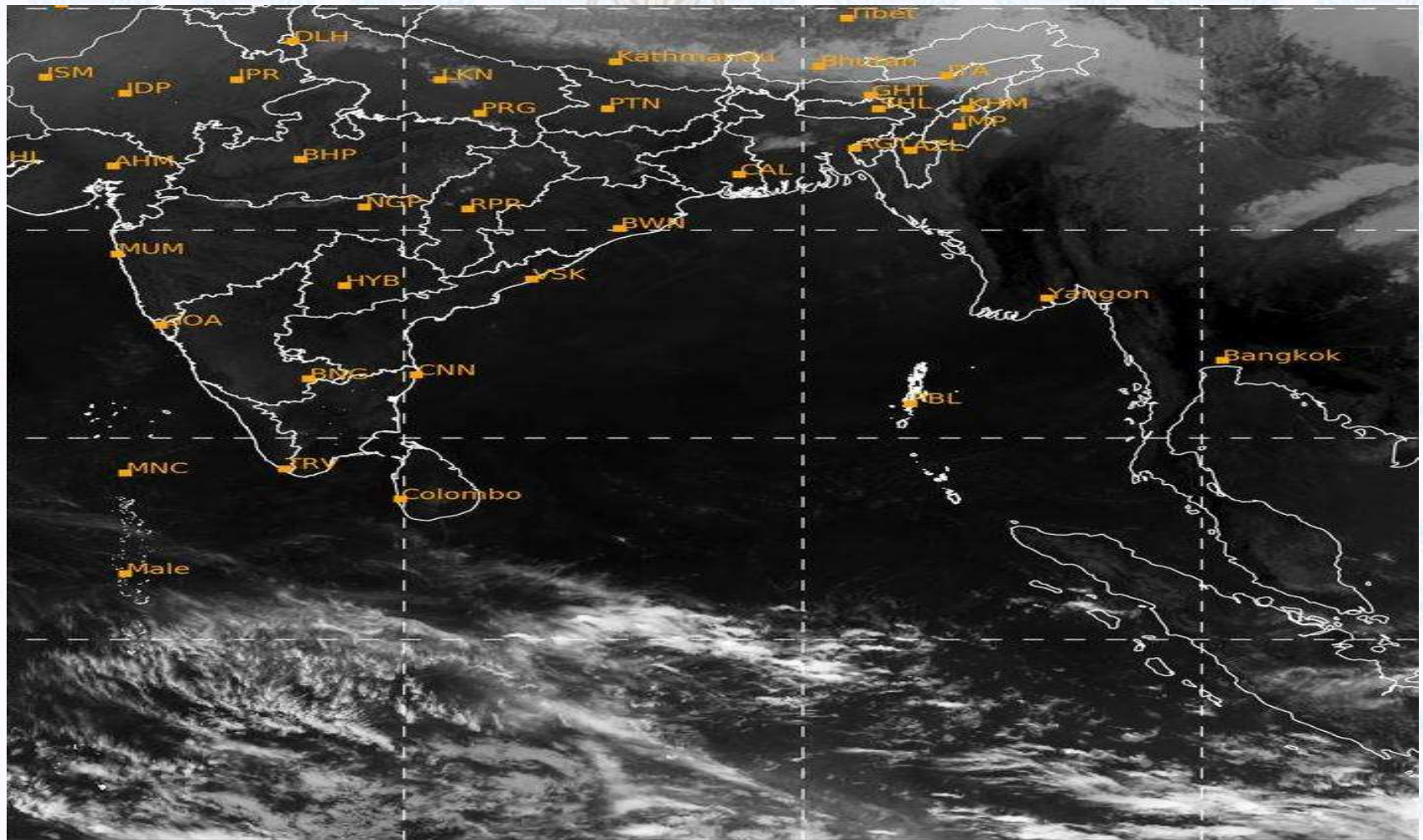
GENERAL WEATHER FORECAST – KHULNA

Description	06 Mar 2021	07 Mar 2021	08 Mar 2021
Temperature(C)	33°C/ 23°C	33°C/ 23°C	33°C/ 23°C
Summary	Sunny	Sunny	Sunny
Sun Rise/Set	6h19m00s/ 18h07m48s	6h18m12s/ 18h08m06s	6h17m18s/ 18h08m24s
Day Length	11h48m48s	11h49m54s	11h51m06s
Moon Rise/Set	12:26AM 11:31AM	1:30AM 12:25AM	2:30AM 1:24AM
Moon Phase/illu	Last Quarter, 45%	Waning Crescent, 34%	Waning Crescent, 23%
Nautical Twilight	05:31, 18:56	05:31, 18:57	05:30, 18:57
Civil Twilight	05:57, 18:30	05:57, 18:30	05:56, 18:31
Humidity	D : 57% N : 89%	D : 64% N : 92%	D : 66% N : 90%
Barometer (mb)	1010	1011	1012
Visibility	Hazy/ Moderate	Hazy/ Moderate	Hazy/ Moderate
Precip Chance	5%	8%	8%
Wind (mph)	19 km/h SW	12 km/h S	16 km/h SSW

Ref: <https://weather.com/weather/5day//BGXX0005:1:BG>



SATELLITE VIEW OF BAY OF BENGAL

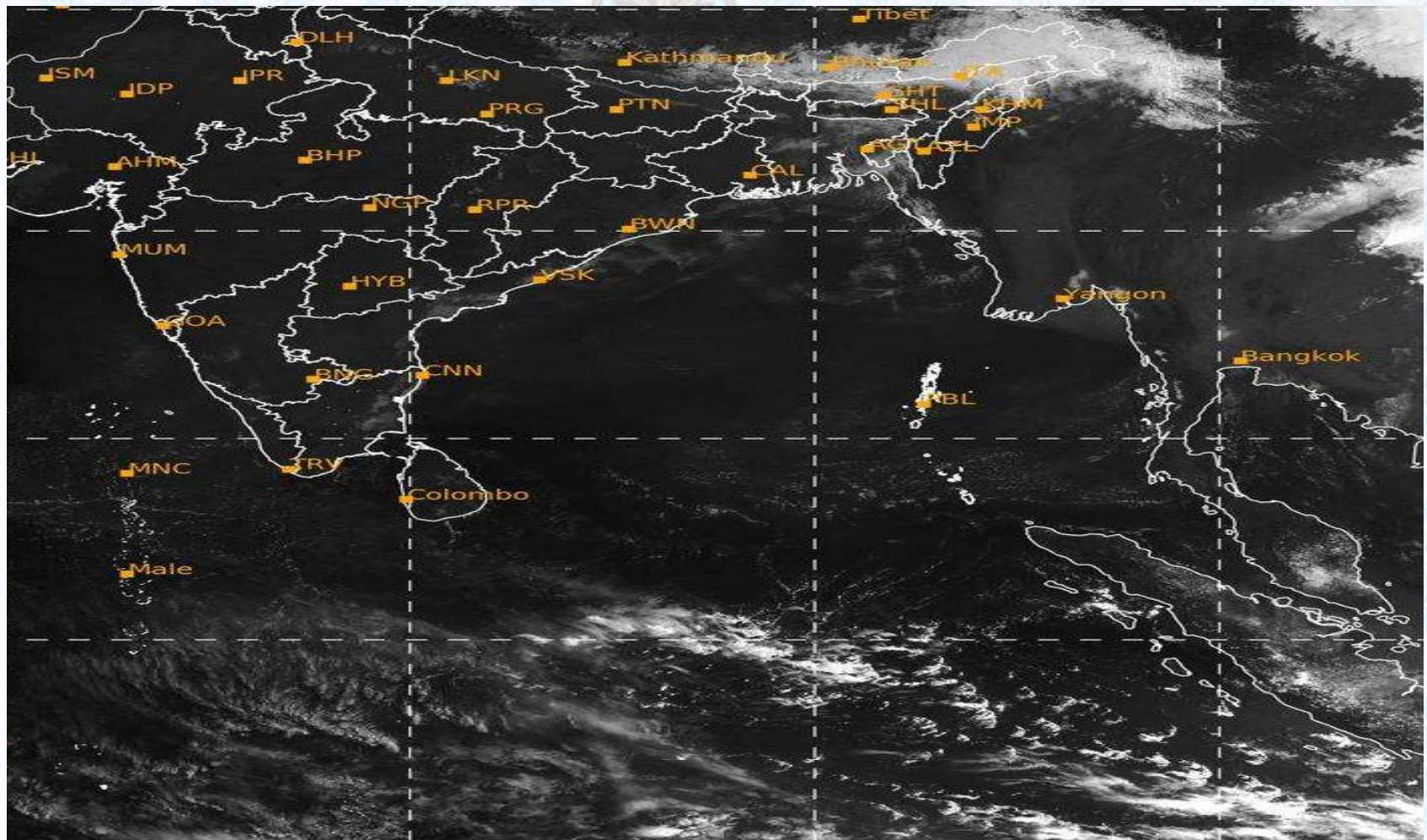


05/03/2021, 11:00 UTC MATSAT-IR

Ref: <http://satellite.imd.gov.in/insat.htm>



SATELLITE VIEW OF BAY OF BENGAL



05/03/2021, 11:00 MATSAT-VIS

Ref: <http://satellite.imd.gov.in/insat.htm>



Fleet Forecast Sea Area C-90 (Valid for 12 Hrs Commencing 1000 UTC of 05.03.2021)

Part One	NO STORM WARNING.	
Part Two	SEASONAL LOW LIES OVER SOUTH BAY.	
Part Three	Weather	TEMPORARY PARTLY CLOUDY OVER AREA C-90.
	Wind	SOUTH-WEST/SOUTHERLY 08-12 KTS.
	Visibility	03-05 KMS REDUCING TO 1500 M OR LESS IN MIST/HAZE.
	Outlook	FOR SUBSEQUENT 12 HOURS: LITTLE CHANGE.
	MSL Pressure	AT = 05,0000 UTC. CHATTOGRAM =1014 HPA



Inland River Port Warning (VALID TILL 06 PM OF 05.03.2020)


THERE IS NO INLAND RIVERPORT WARNING AND NO SIGNAL IS TO BE HOISTED..



Ref: <http://www.bmd.gov.bd/?/home>



Surface Wind Forecast- 06 Mar - 2021



Legend:



**Calm
Winds**



5 Knots



10 Knots





60 Knots



Surface Wind Forecast – 07 & 08 Mar - 2021

07 Mar 21 Sunday

08 Mar 21 Monday



Legend:



Calm
Winds



5 Knots



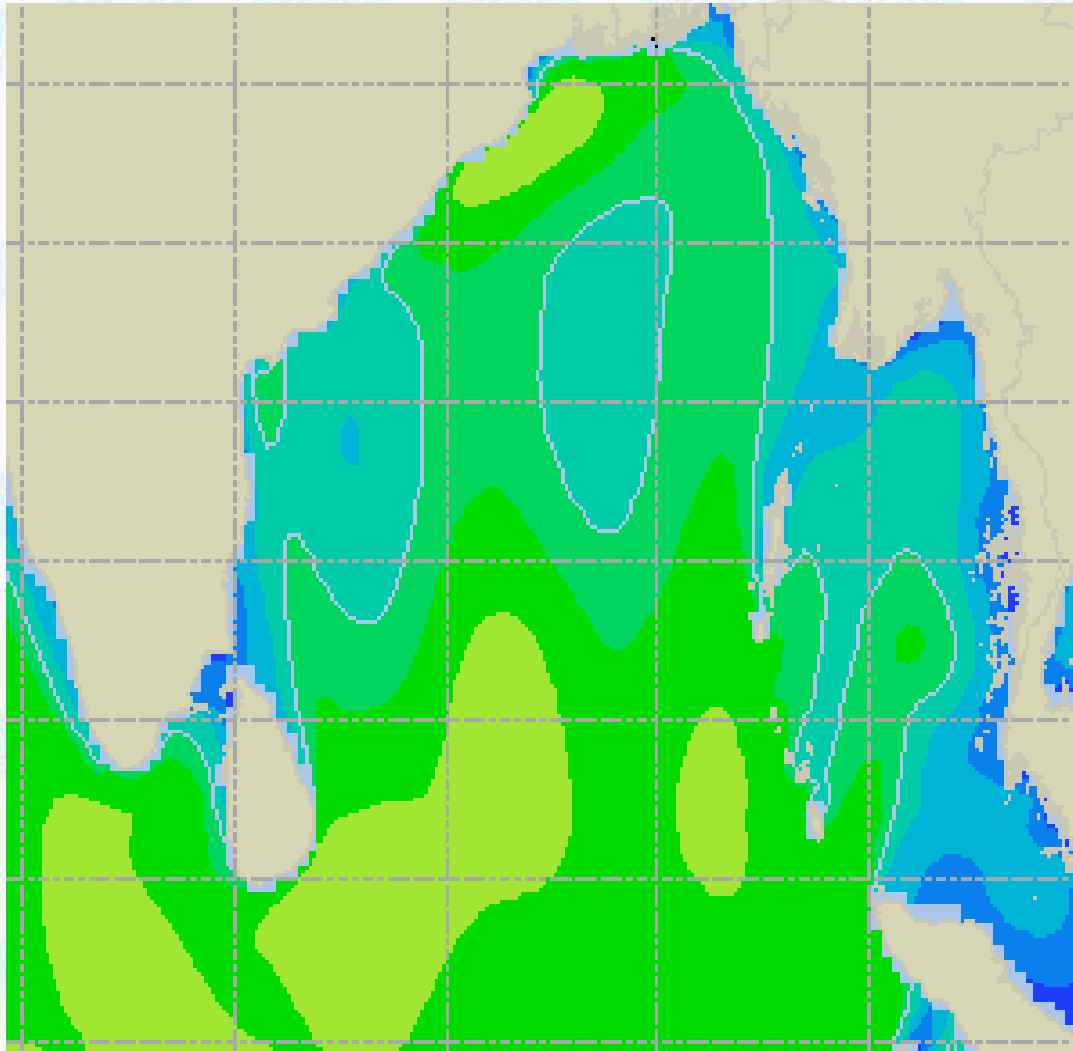
10 Knots



60 Knots



Sea State Forecast – 06 Mar - 2021



Sea State	Ht (m)
0	0-0.1
1	0-0.1
2	0.1-0.5
3	0.5-1.25
4	1.25-2.5
5	2.5-4.0
6	4-6
7	6-9
8	9-14
9	Over 14

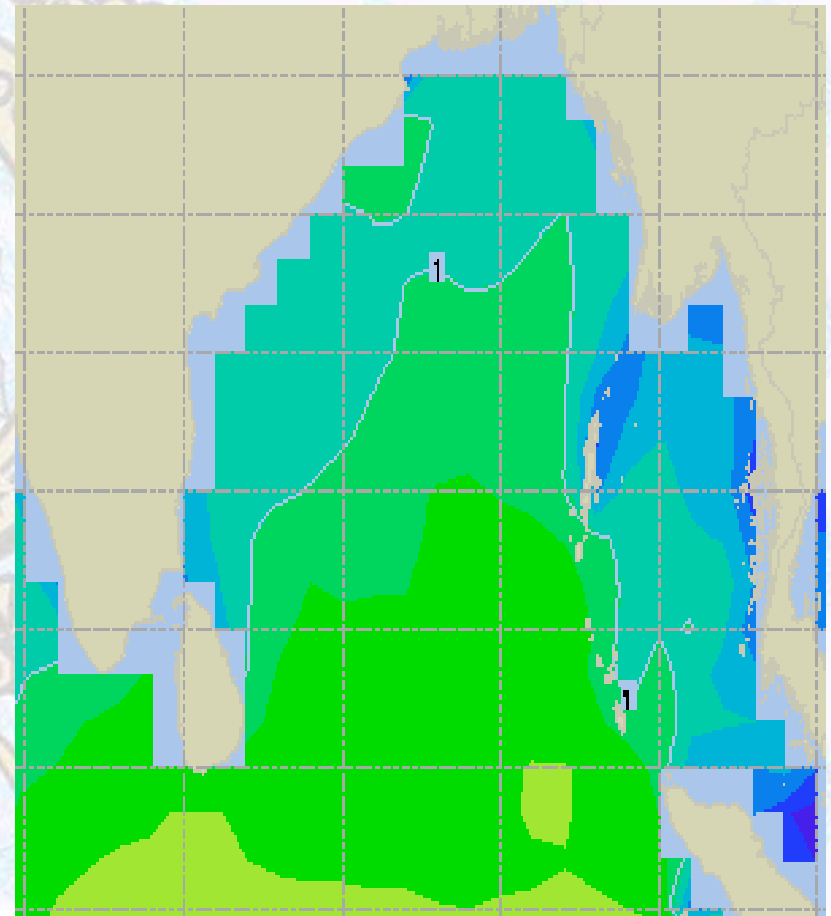
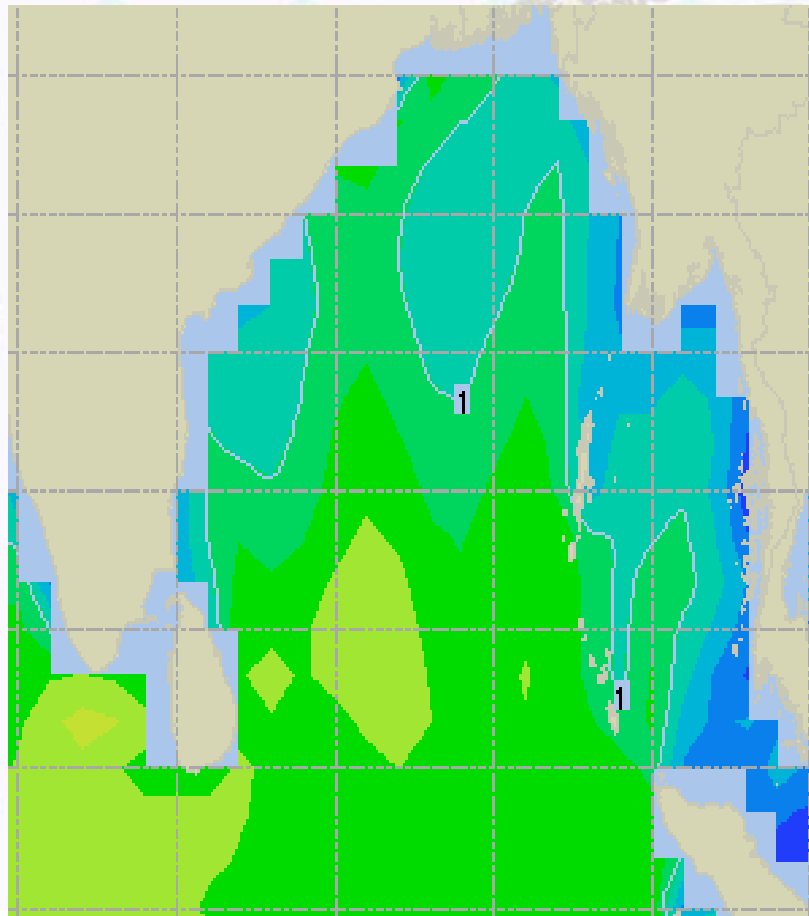




Sea State Forecast – 07 & 08 Mar - 2021

07 Mar 21 Sunday

08 Mar 21 Monday

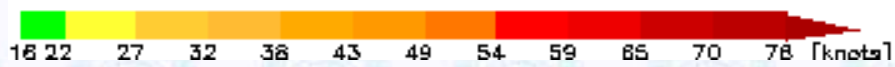
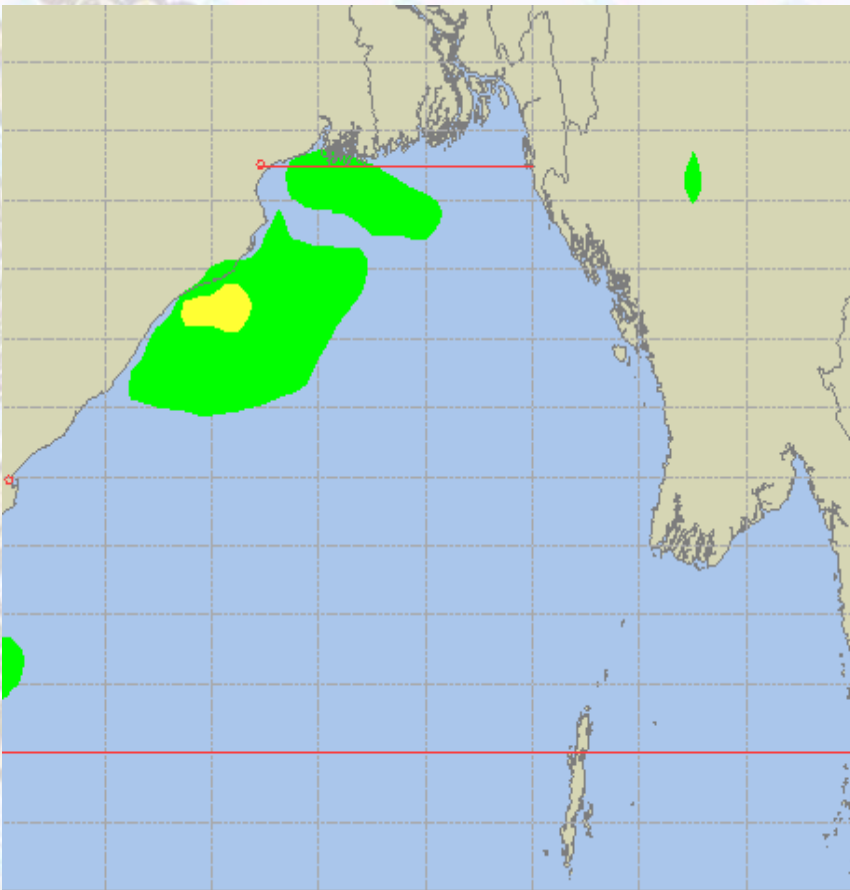
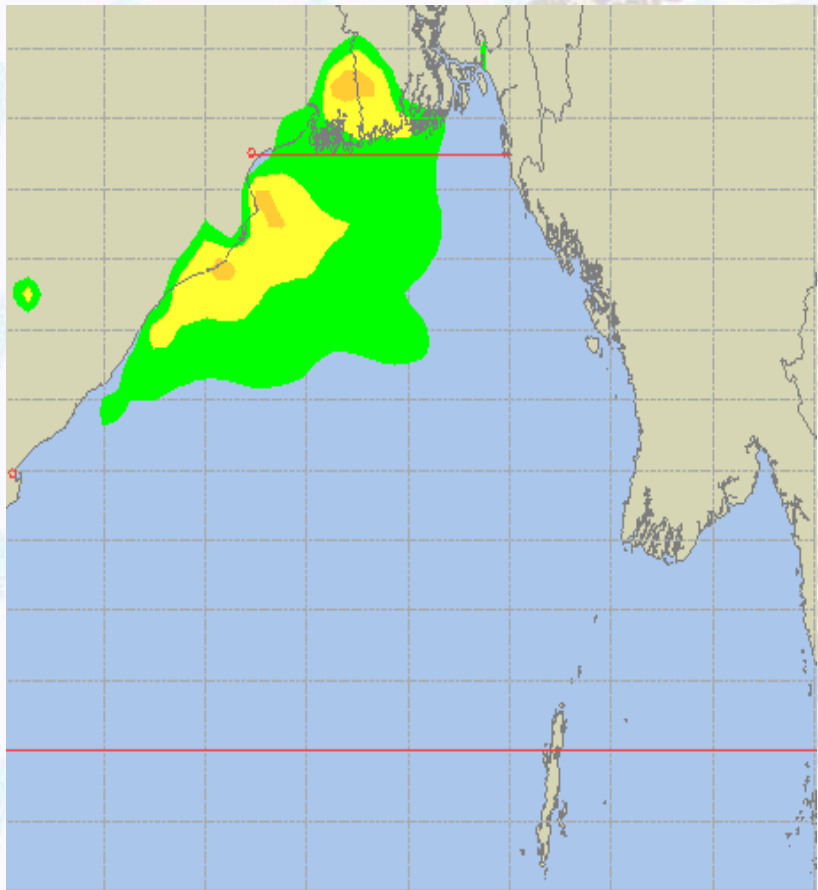




Peak Gusting Possibilities– 06 & 07 Mar 2021

06 Mar 21 Saturday

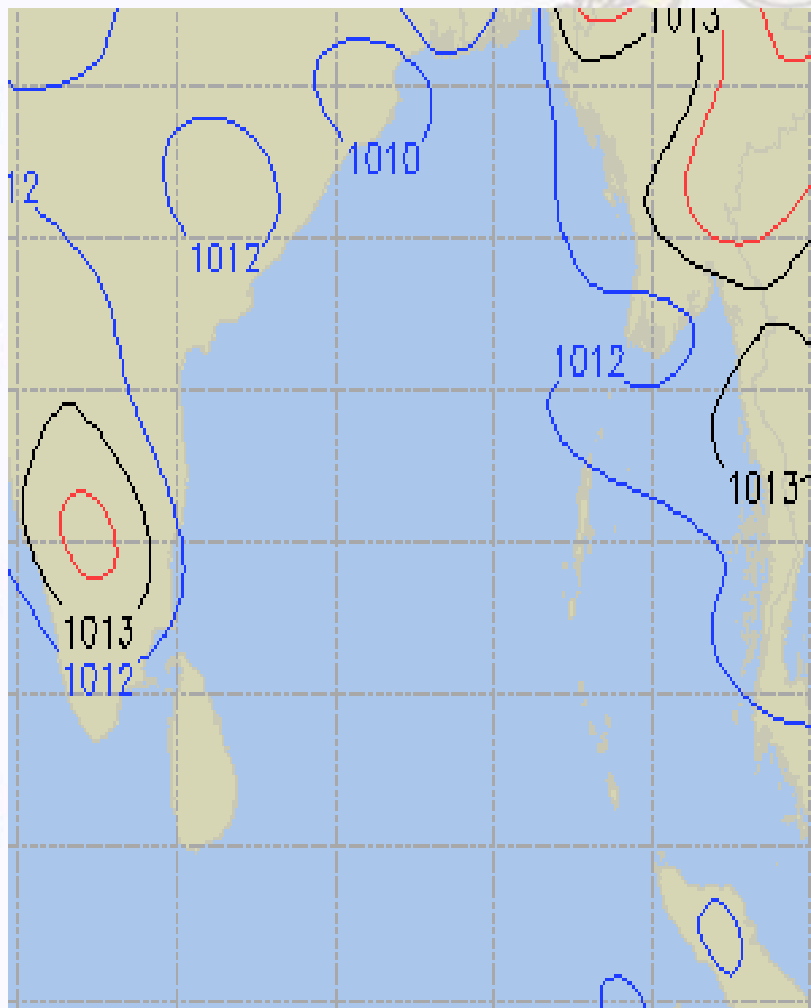
07 Mar 21 Sunday



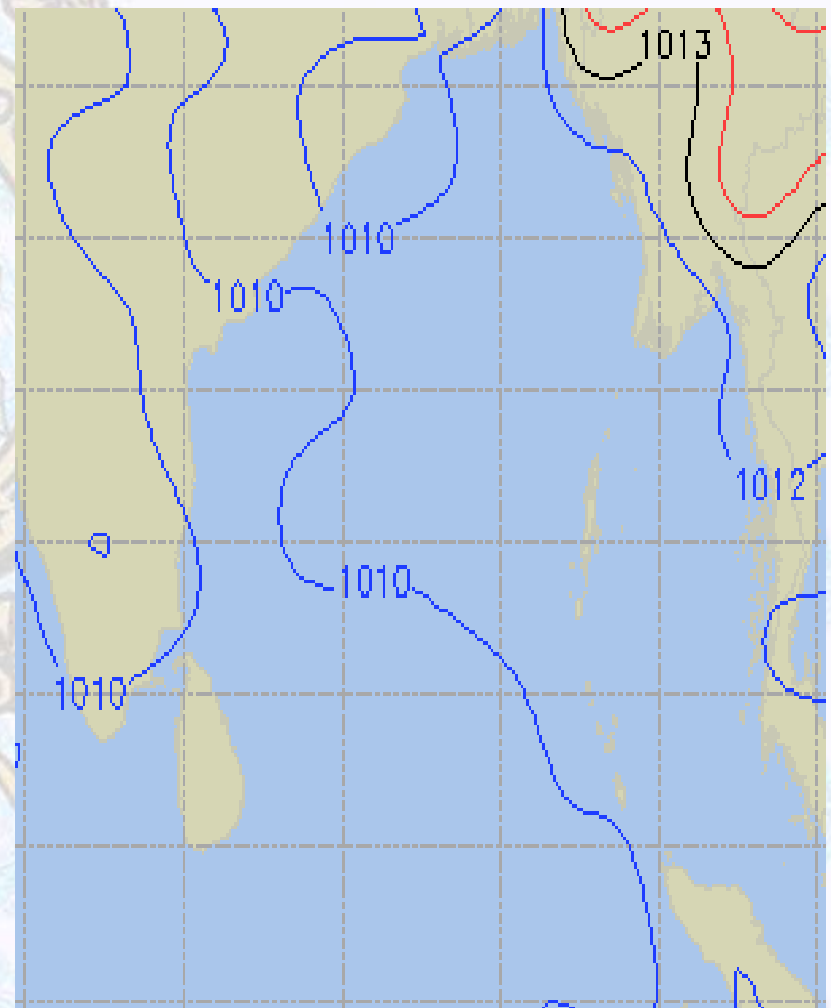


Surface Pressure forecast – 06 & 07 Mar 2021

06 Mar 21 Saturday



07 Mar 21 Sunday

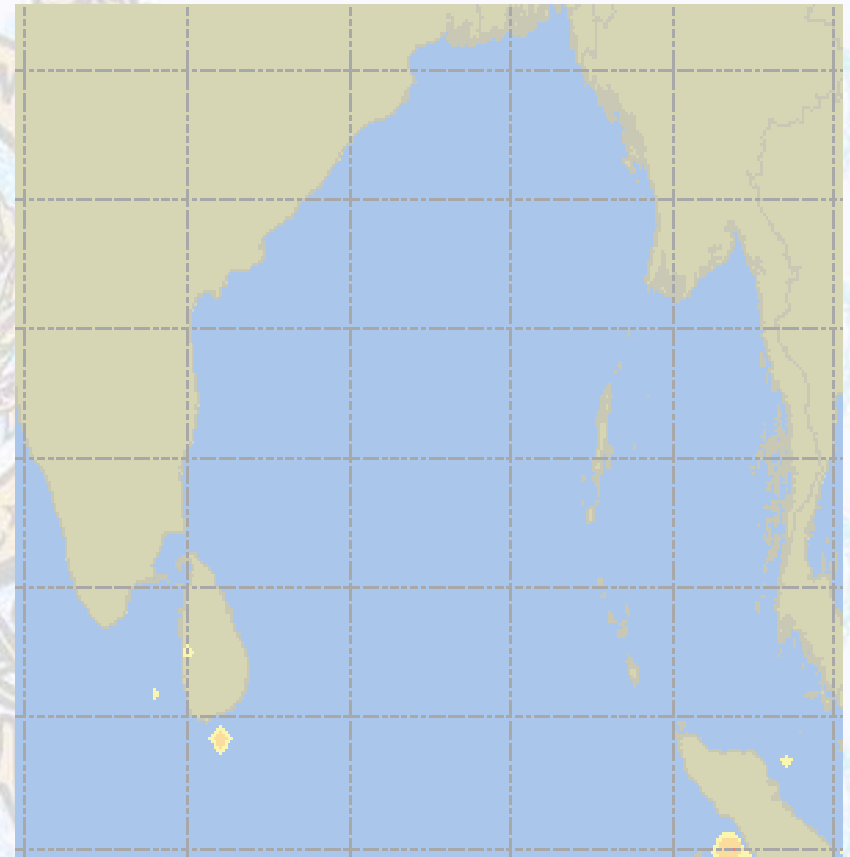
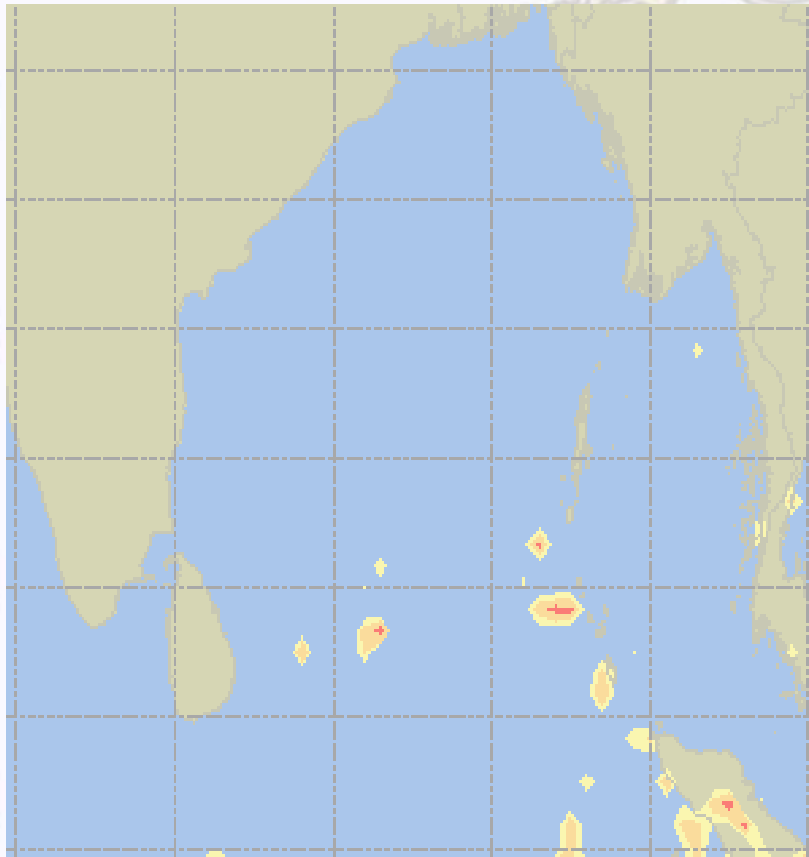




Visibility at Sea Forecast – 06 & 07 Mar 2021

06 Mar 21 Saturday

07 Mar 21 Sunday



Visibility Scale:



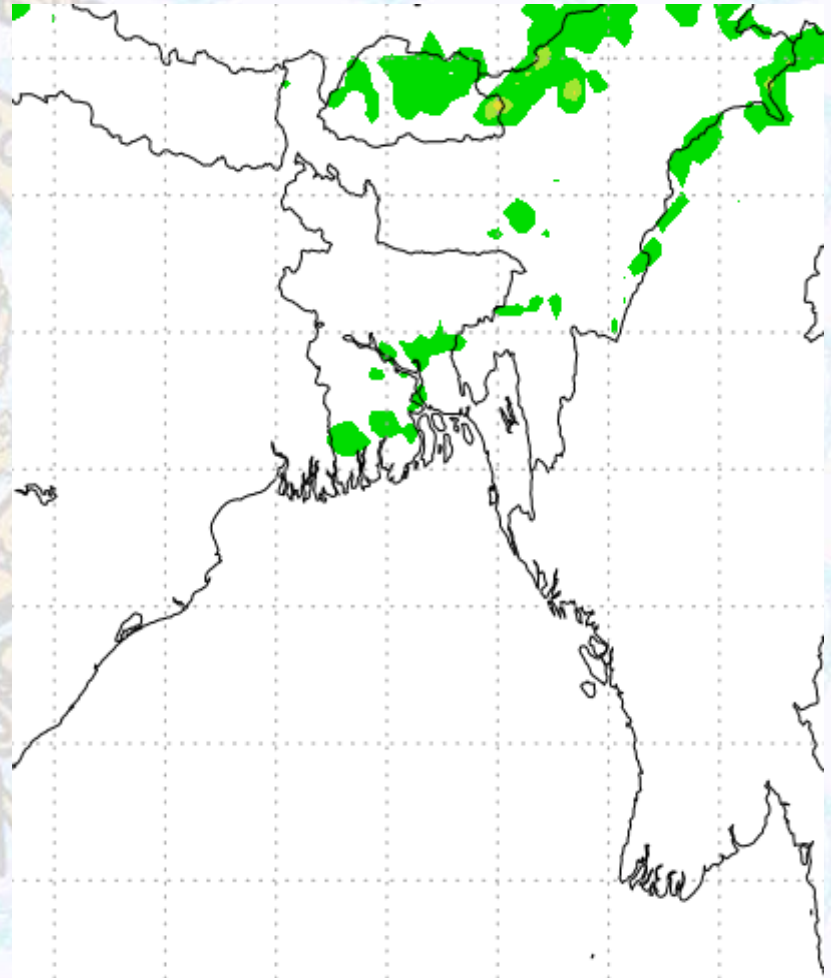
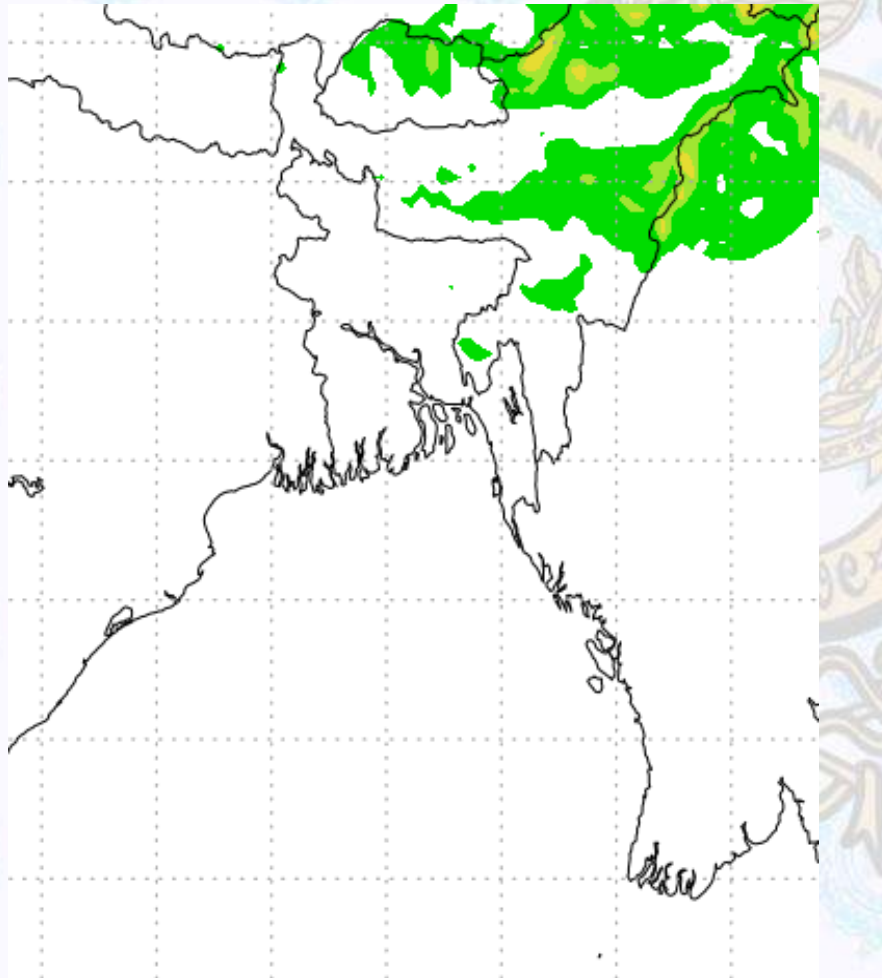
Ref (Slide 12-18): <http://www.weatheronline.co.uk/marine/weather?LEVEL>



Precipitation

Rain(mm) 06 & 07 Mar 21

Rain(mm) 07 & 08 Mar 21



Precipitation Scale (mm):





Tidal Information

KHAL NO. 10

COX'S BAZAR

HIRAN POINT

	Time	Height		Time	Height		Time	Height
		0013		0.85			0322	2.46
06 Mar 2021	0608	3.37		0947	0.57		0940	0.77
	1234	0.86		1601	2.50		1613	2.29
	1857	3.64		2232	0.77		2246	1.08
	Time	Height		Time	Height		Time	Height
		0139		1.03			0427	2.17
07 Mar 2021	0741	3.11		1059	0.75		1107	0.96
	1401	1.08		1721	2.34		1758	2.21
	2029	3.56		-	-		-	-
	Time	Height		Time	Height		Time	Height
		0316		1.01			0009	0.90
08 Mar 2021	0927	3.11		0557	2.01		0648	1.89
	1533	1.09		1235	0.83		1253	0.98
	2155	3.65		1858	2.36		1937	2.32