



WEATHER FORECAST FOR BN

05 FEB - 08 FEB 2021





WEATHER FORECAST – DHAKA

05.02.2021

Hourly	2 PM	4 PM	8 PM	11 PM
Temp. / Dew Point	27 / 15	26 / 15	20 / 15	19 / 15
Wind	6 km/h NNW	7 km/h NNW	4 km/h NW	5 km/h NNW
Humidity	53%	58%	68%	75%
Chance of Precip	1%	1%	3%	5%
Cloud Cover	3%	3%	2%	3%
Conditions	Sunny	Sunny	Clear	Clear
Sunrise Sunset	06: 39 AM 17: 45 PM			

Conditions

Pressure : 1017 hpa

Visibility : 3.2 km

Ref: <https://www.wunderground.com/weather/bd/dhaka>



WEATHER FORECAST – CHATTOGRAM

05.02.2021

Hourly	2 PM	4 PM	8 PM	11 PM
Temp. / Dew Point	25 / 15	25 / 15	20 / 16	18 / 16
Wind	8 km/h WSW	9 km/h W	5 km/h W	1 km/h N
Humidity	55%	55%	81%	85%
Chance of Precip.	1%	1%	1%	4%
Cloud Cover	1%	1%	2%	1%
Conditions	Sunny	Sunny	Clear	Clear
Sunrise	06: 31 AM			
Sunset	17: 42 PM			

Conditions

Pressure : 1014 hpa

Visibility : 5.3 Km

Ref: <https://www.wunderground.com/weather/bd/chittagong>



WEATHER FORECAST – KHULNA

05.02.2021

Hourly	2 PM	4 PM	8 PM	11 PM
Temp. / Dew Point	27 / 12	27 / 12	20 / 14	17 / 14
Wind	6 km/h NNW	6 km/h NNW	3 km/h N	3 m/h NNW
Humidity	39%	39%	66%	80%
Chance of Precip.	1%	1%	3%	4%
Cloud Cover	16%	18%	1%	1%
Conditions	Sunny	Sunny	Clear	Clear
Sunrise Sunset	06: 40 AM 17: 52 PM			

Conditions

Pressure : 1016 hpa

Visibility : 5.3 Km

Ref: <https://www.wunderground.com/weather/bd/khulna>



GENERAL WEATHER FORECAST – DHAKA

Description	06 Feb 2021	07 Feb 2021	08 Feb 2021
Temperature (C)	27 °C/ 15 °C	25 °C/ 15 °C	26 °C/ 16 °C
Summary	Sunny	Sunny	Sunny
Sun Rise/Set	6h37m24s/17h48m36s	6h36m48s/17h49m12s	6h36m12s/17h49m48s
Day Length	11h11m12s	11h12m24s	11h13m36s
Moon Rise/ Set	1:27AM 12:37AM	2:31AM 1:29AM	3:34AM 2:25AM
Moon Phase/ illu	Waning Crescent, 30%	Waning Crescent, 20%	Waning Crescent, 11%
Nautical Twilight	05:46,18:38	05:46,18:39	05:47,18:39
Civil Twilight	06:13,18:11	06:12,18:12	06:12,18:12
Humidity	D : 67% N : 71%	D : 70% N : 80%	D : 69% N : 80%
Barometer (mb)	1012	1014	1013
Visibility	Hazy/ Moderate	Hazy/ Moderate	Hazy/ Moderate
Precip Chance	5%	5%	5%
Wind (mph)	9 Km/h WNW	13 Km/h NW	13 Km/h NW

Ref: <https://weather.com/weather/5day//BGXX0003:1:BG>



GENERAL WEATHER FORECAST– CHATTOGRAM

Description	06 Feb 2021	07 Feb 2021	08 Feb 2021
Temperature (C)	25 °C/ 15 °C	26 °C/ 14 °C	26 °C/ 14 °C
Summary	Sunny	Sunny	Sunny
Sun Rise/Set	6h29m42s/ 17h44m48s	6h29m06s/ 17h45m18s	6h29m42s/ 17h44m48s
Day Length	11h15m06s	11h16m12s	11h15m06s
Moon Rise/ Set	1:19AM 12:34AM	2:22AM 1:26AM	3:25AM 2:22AM
Moon Phase/ illu	Waning Crescent, 30%	Waning Crescent, 20%	Waning Crescent, 11%
NauticalTwilight	05:39, 18:34	05:38, 18:34	05:38, 18:34
Civil Twilight	06:05, 18:07	06:05, 18:07	06:05, 18:07
Humidity	D : 70% N : 87%	D : 65% N : 81%	D : 64% N : 85%
Barometer (mb)	1013	1014	1014
Visibility	Hazy/ Moderate	Hazy/ Moderate	Hazy/ Moderate
Precip Chance	5%	5%	5%
Wind (mph)	11 Km/h NW	14 Km/h NNW	13 Km/h NW

Ref: <https://weather.com/weather/5day//BGXX0002:1:BG>



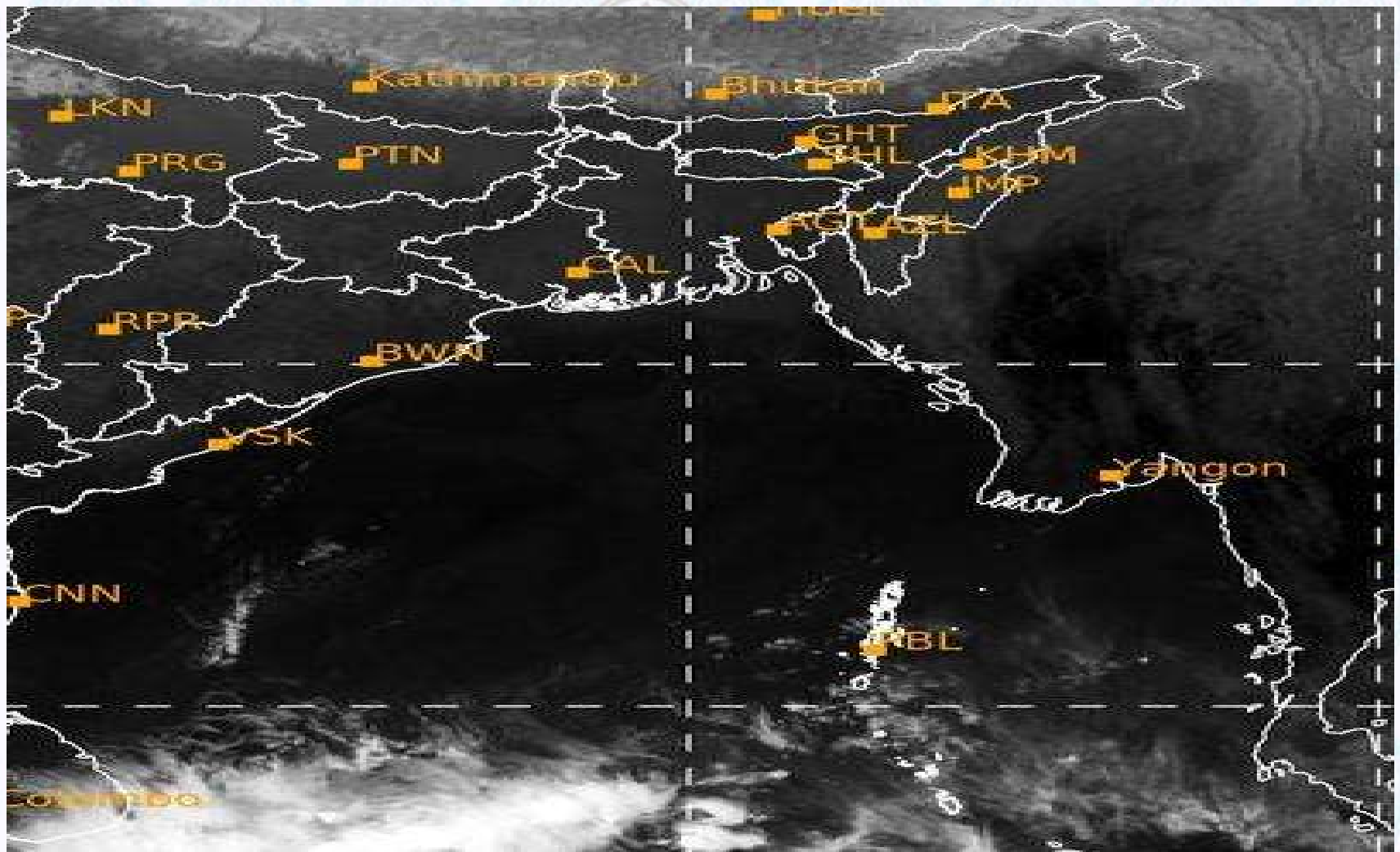
GENERAL WEATHER FORECAST – KHULNA

Description	06 Feb 2021	07 Feb 2021	08 Feb 2021
Temperature(C)	27°C/ 16°C	25°C/ 14°C	25°C/ 14°C
Summary	Sunny	Sunny	Sunny
Sun Rise/Set	6h39m30s/ 17h53m18s	6h38m54s/ 17h53m48s	6h38m18s/ 17h54m24s
Day Length	10h13m48s	10h14m54s	10h16m06s
Moon Rise/Set	1:29AM 12:43AM	2:32AM 1:25AM	3:36AM 2:31AM
Moon Phase/illu	Waning Crescent, 30%	Waning Crescent, 20%	Waning Crescent, 11%
Nautical Twilight	05:48, 18:42	05:48, 18:43	05:48, 18:43
Civil Twilight	06:15, 18:16	06:15, 18:16	06:14, 18:17
Humidity	D : 58% N : 74%	D : 69% N : 80%	D : 68% N : 79%
Barometer (mb)	1013	1013	1014
Visibility	Hazy/ Moderate	Hazy/ Moderate	Hazy/ Moderate
Precip Chance	5%	5%	5%
Wind (mph)	10 km/h NW	14 km/h WNW	15 km/h WNW

Ref: <https://weather.com/weather/5day//BGXX0005:1:BG>



SATELLITE VIEW OF BAY OF BENGAL

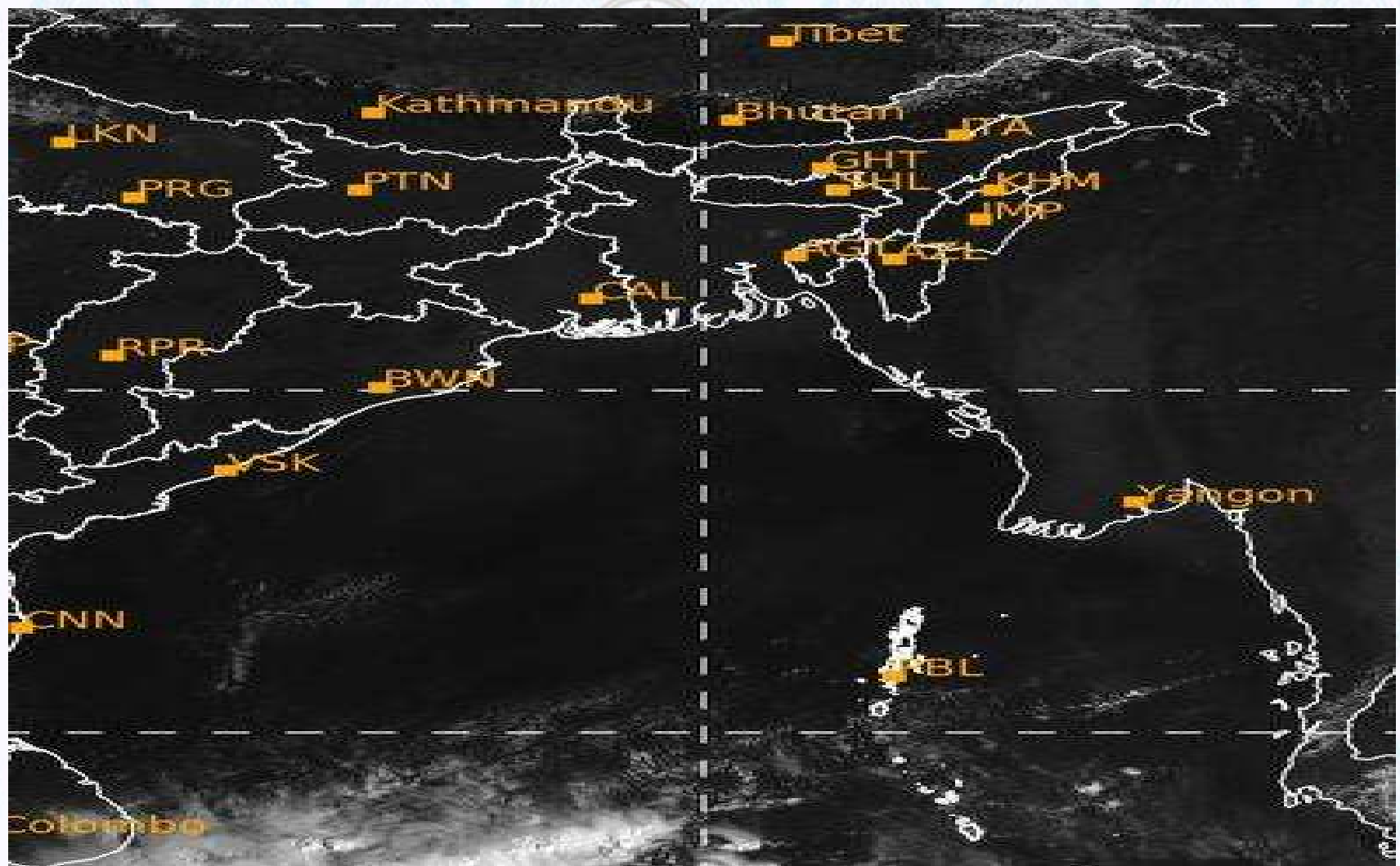


05/02/2021, 11:00 UTC MATSAT-IR

Ref: <http://satellite.imd.gov.in/insat.htm>



SATELLITE VIEW OF BAY OF BENGAL



05/02/2021, 11:00 MATSAT-VIS

Ref: <http://satellite.imd.gov.in/insat.htm>



Fleet Forecast Sea Area C-90 (Valid for 12 Hrs Commencing 1000 UTC of 05.02.2021)

Part One	NO STORM WARNING.	
Part Two	SEASONAL LOW LIES OVER SOUTH BAY.	
Part Three	Weather	TEMPORARY PARTLY CLOUDY OVER AREA C-90.
	Wind	NORTH/NORTH-EASTERLY, 08-12 KTS.
	Visibility	03-05 KMS, REDUCING TO 1000 M OR LESS IN MIST/FOG.
	Outlook	FOR SUBSEQUENT 12 HOURS: LITTLE CHANGE.
	MSL Pressure	AT = 05,0000 UTC. CHATTOGRAM =1017 HPA



Inland River Port Warning (VALID TILL 06 PM OF 05.02.2020)


THERE IS NO INLAND RIVERPORT WARNING AND NO SIGNAL IS TO BE HOISTED.



Ref: <http://www.bmd.gov.bd/?/home>



Surface Wind Forecast- 06 Feb - 2021



Legend:



**Calm
Winds**



5 Knots



10 Knots





60 Knots



Surface Wind Forecast – 07 & 08 Feb - 2021

07 Feb 21 Sunday

08 Feb 21 Monday



Legend:



Calm
Winds



5 Knots



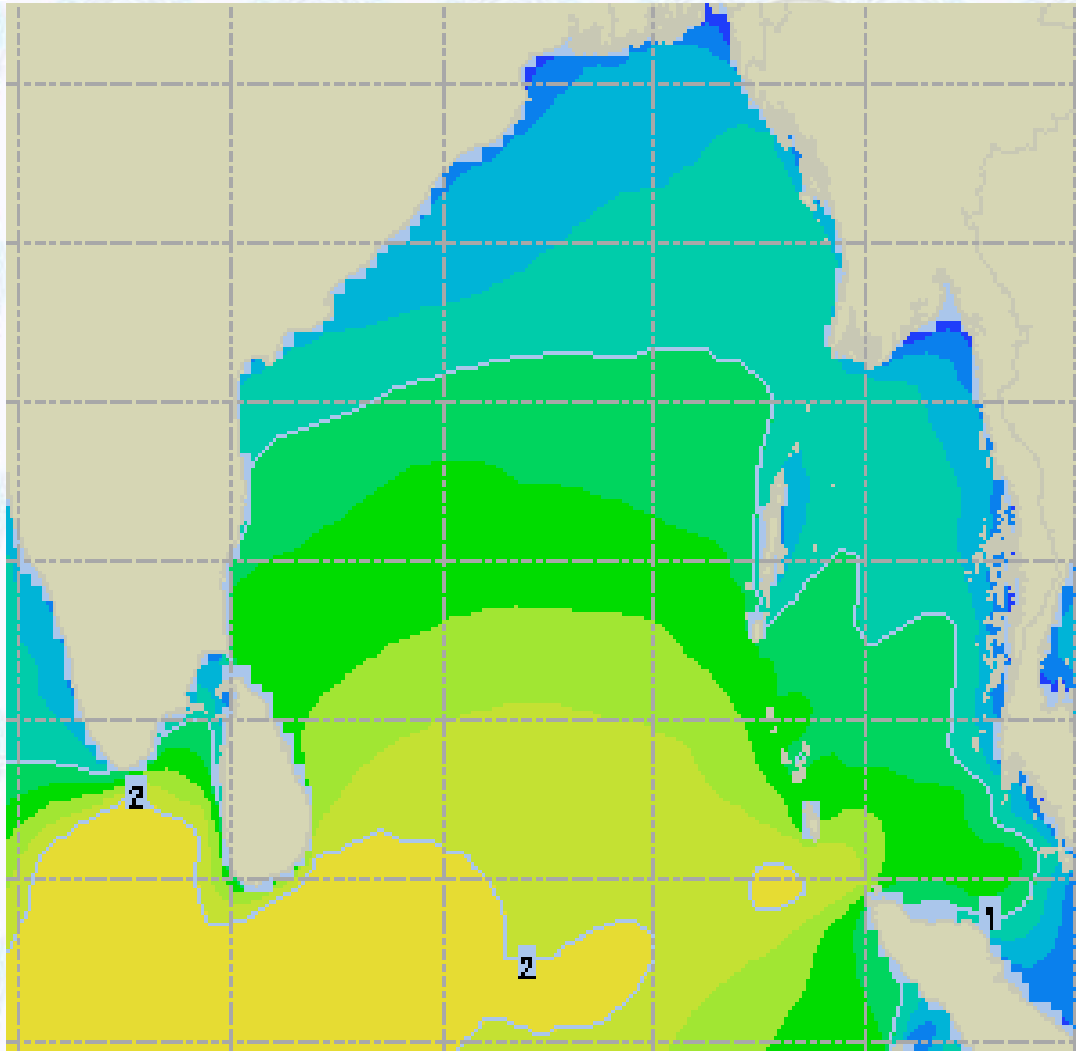
10 Knots



60 Knots



Sea State Forecast – 06 Feb - 2021



Sea State	Ht (m)
0	0-0.1
1	0-0.1
2	0.1-0.5
3	0.5-1.25
4	1.25-2.5
5	2.5-4.0
6	4-6
7	6-9
8	9-14
9	Over 14

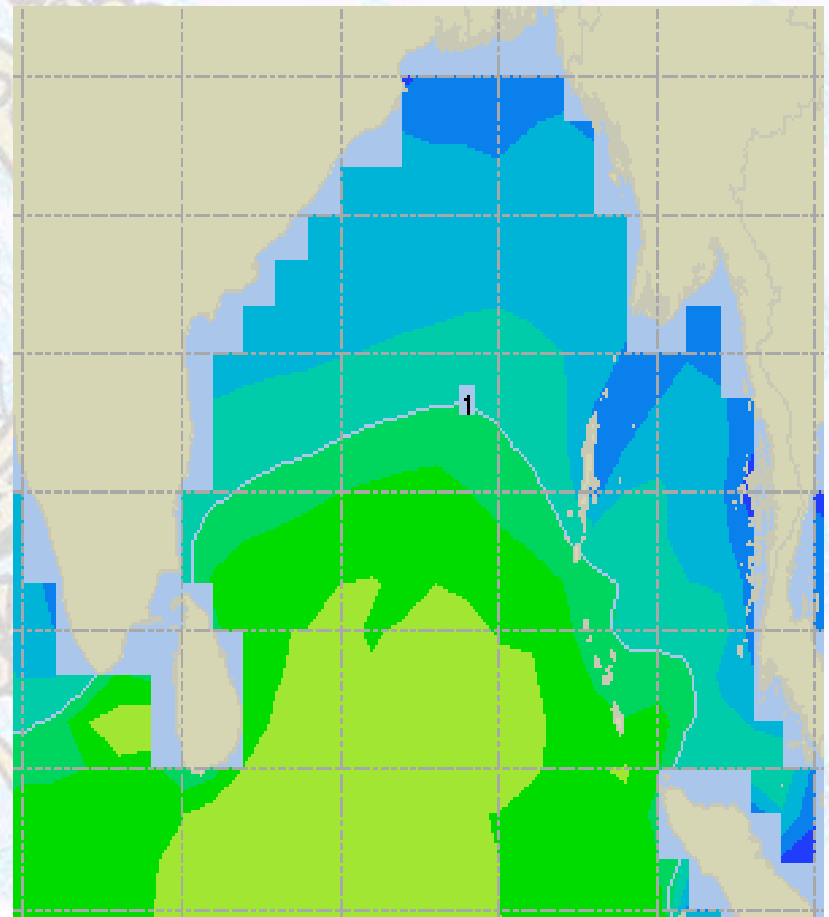
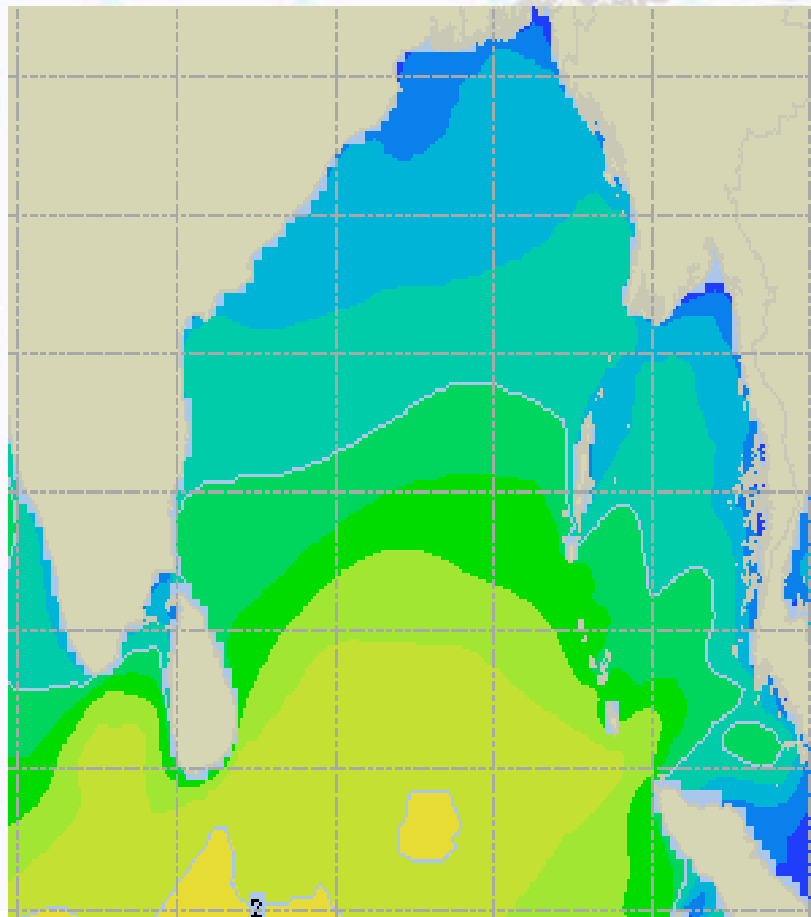




Sea State Forecast – 07 & 08 Feb - 2021

07 Feb 21 Sunday

08 Feb 21 Monday

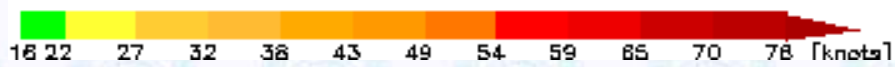
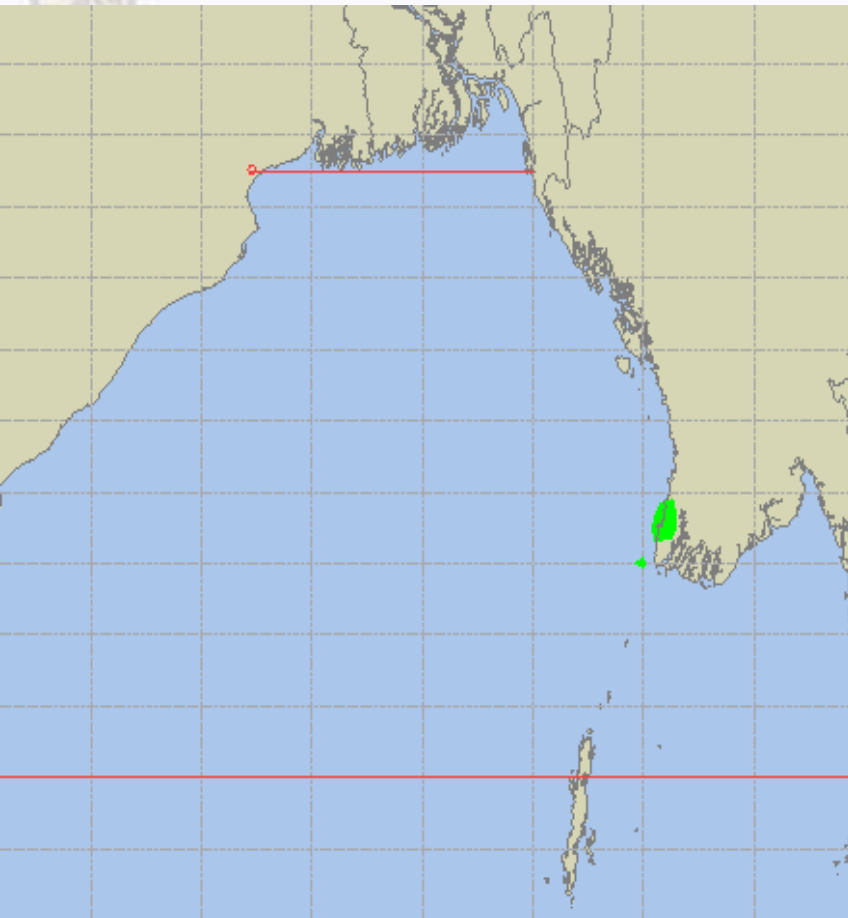
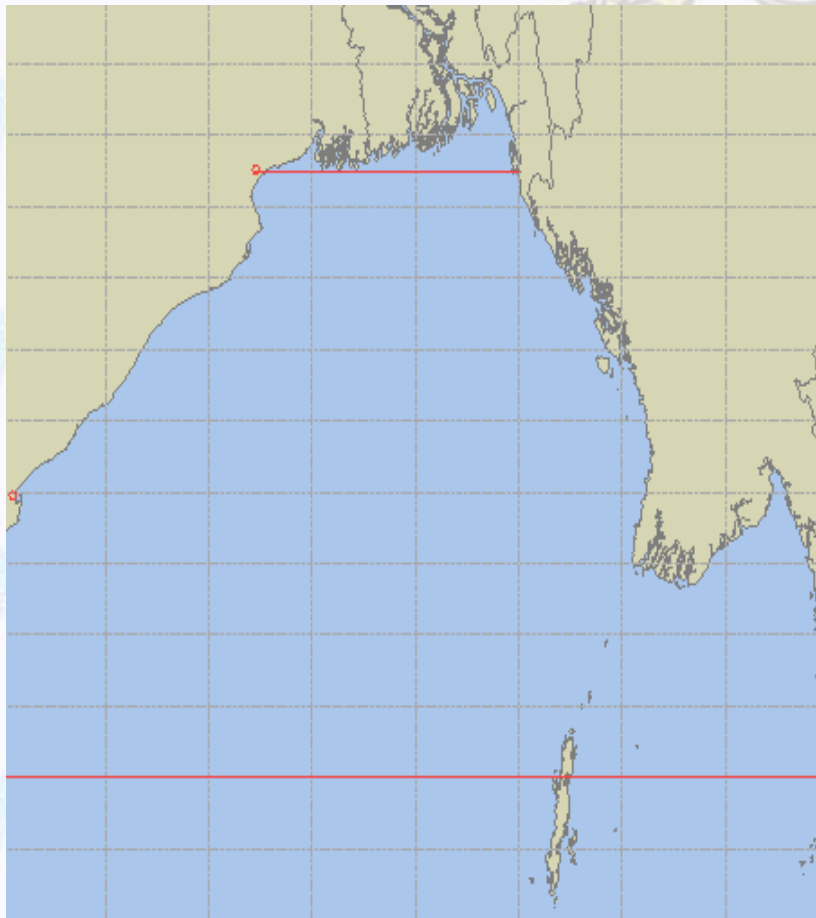




Peak Gusting Possibilities– 06 & 07 Feb 2021

06 Feb 21 Saturday

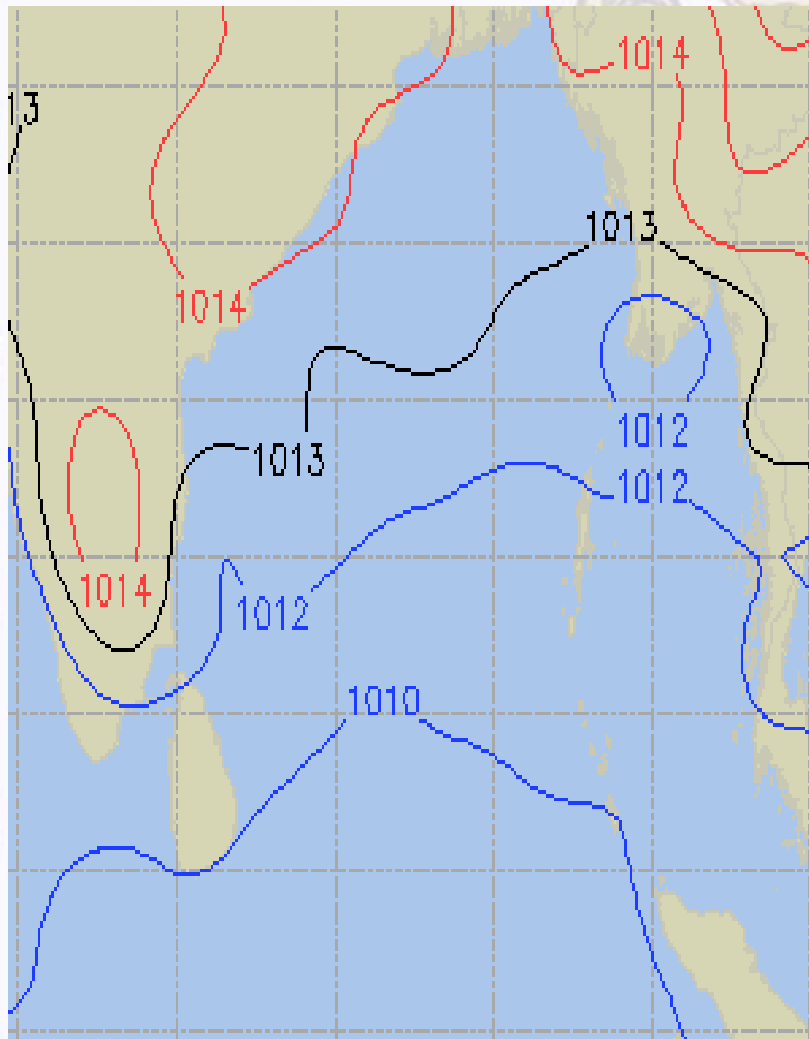
07 Feb 21 Sunday



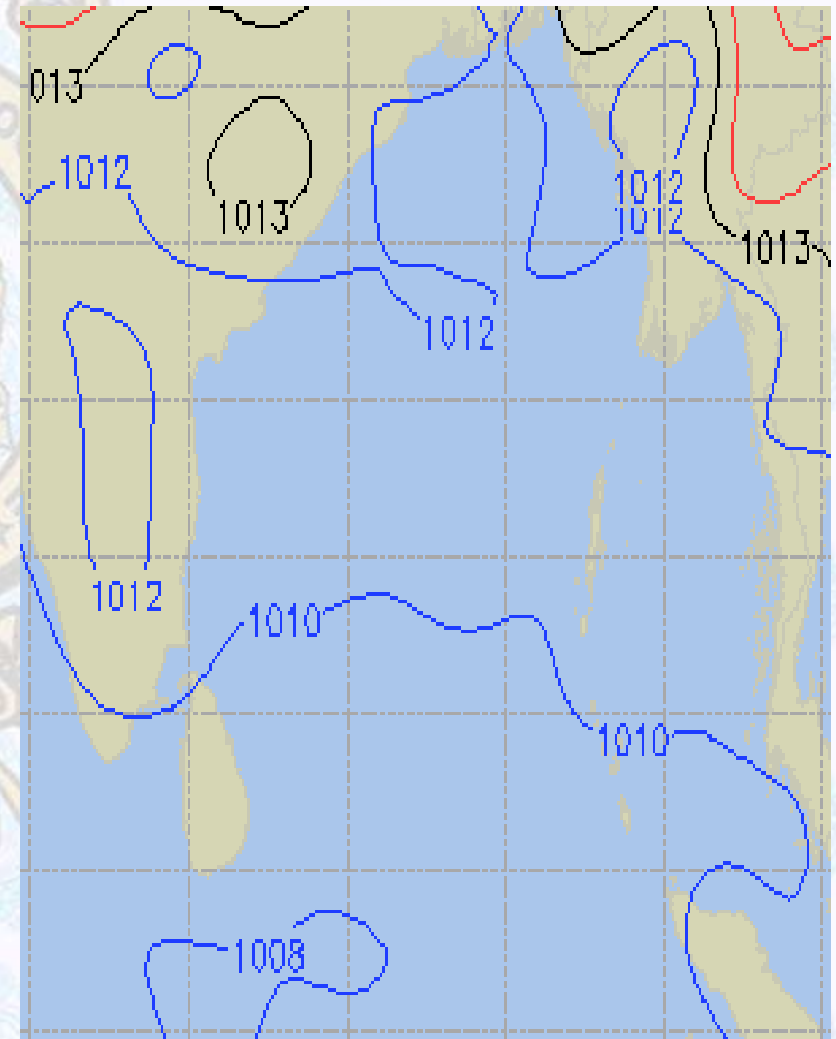


Surface Pressure forecast – 06 & 07 Feb 2021

06 Feb 21 Saturday



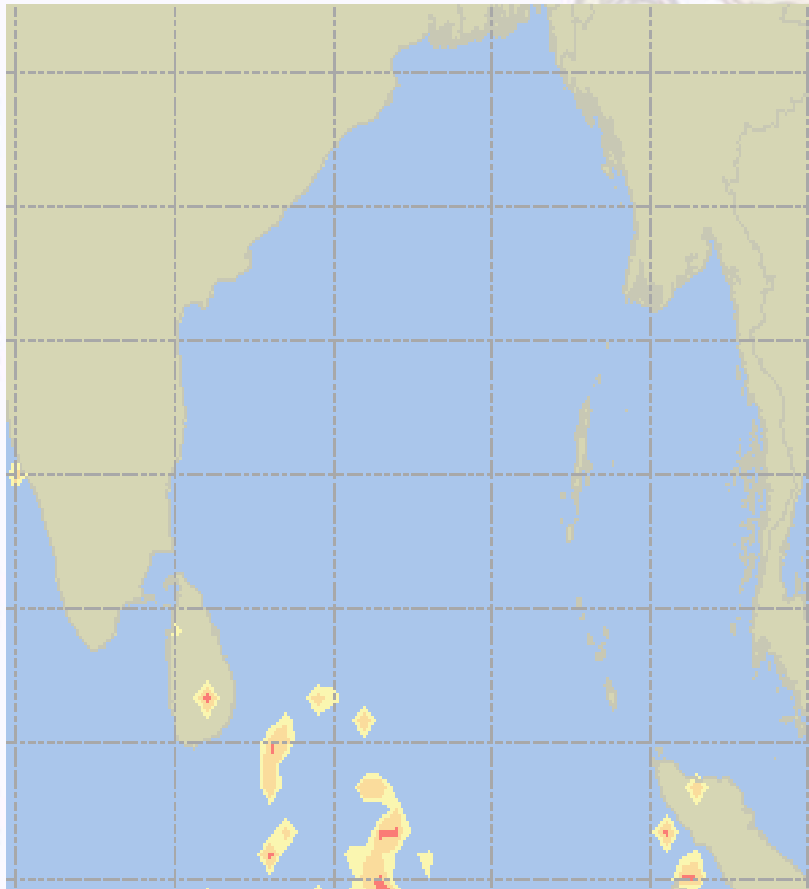
07 Feb 21 Sunday



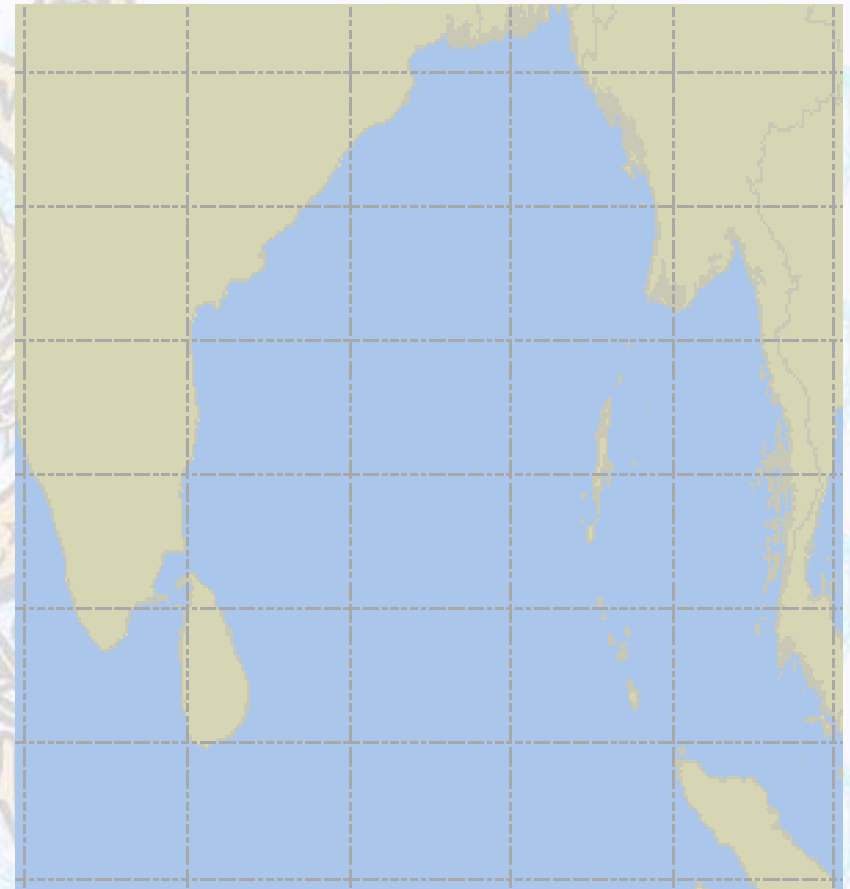


Visibility at Sea Forecast – 06 & 07 Feb 2021

06 Feb 21 Saturday



07 Feb 21 Sunday



Visibility Scale:



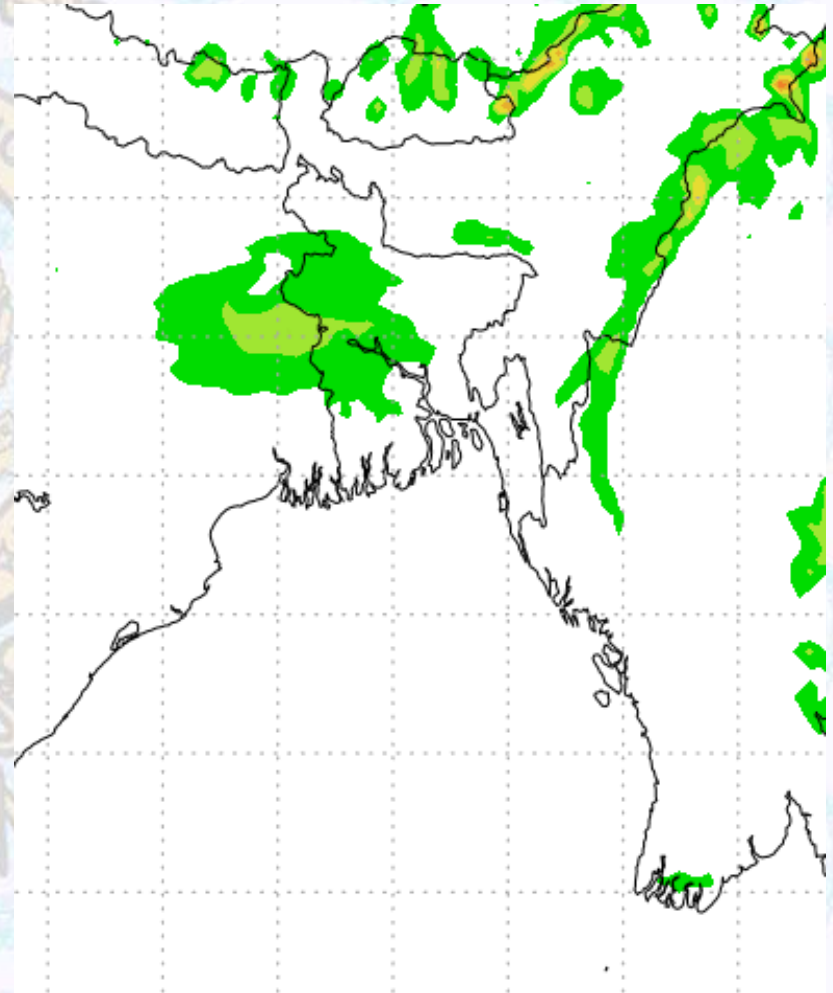
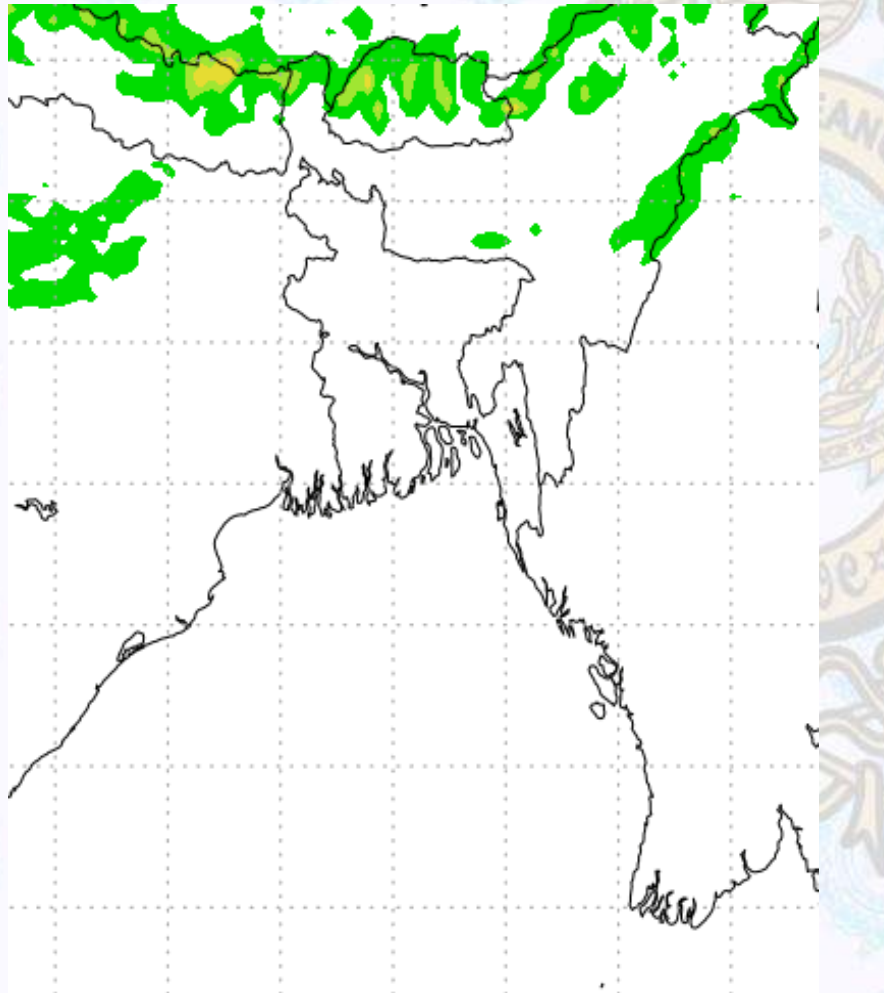
Ref (Slide 12-18): <http://www.weatheronline.co.uk/marine/weather?LEVEL>



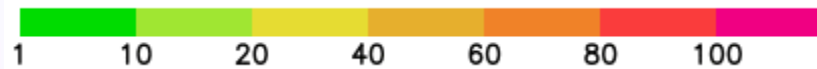
Precipitation

Rain(mm) 06 & 07 Feb 21

Rain(mm) 07 & 08 Feb 21



Precipitation Scale (mm):





Tidal Information

KHAL NO. 10

COX'S BAZAR

HIRAN POINT

06 Feb 2021	Time	Height		Time	Height		Time	Height
	0156	0.99		0456	2.32		0454	2.04
	0752	3.23		1133	0.71		1131	0.86
	1421	0.84		1751	2.44		1831	2.28
	2043	3.65		-	-		-	-
07 Feb 2021	Time	Height		Time	Height		Time	Height
	0326	0.96		0029	0.86		0047	1.11
	0925	3.16		0617	2.18		0644	1.96
	1541	0.87		1256	0.73		1301	0.87
	2201	3.73		1915	2.52		1944	2.37
08 Feb 2021	Time	Height		Time	Height		Time	Height
	0445	0.82		0200	0.80		0220	0.98
	1046	3.27		0744	2.22		0819	2.06
	1654	0.80		1415	0.65		1421	0.78
	2306	3.87		2026	2.71		2053	2.54