



WEATHER FORECAST FOR BN

09 JAN - 12 JAN 2021



WEATHER FORECAST – DHAKA

09.01.2021

Hourly	2 PM	4 PM	8 PM	11 PM
Temp. / Dew Point	26 / 17	26 / 16	24 / 17	22 / 17
Wind	8 km/h W	11 km/h W	2 km/h WSW	1 km/h W
Humidity	55%	58%	61%	71%
Chance of Precip	1%	1%	3%	4%
Cloud Cover	1%	1%	1%	1%
Conditions	Sunny	Sunny	Clear	Clear
Sunrise Sunset	06: 43 AM 17: 28 PM			

Conditions

Pressure : 1013 hpa

Visibility : 1.21 km

Ref: <https://www.wunderground.com/weather/bd/dhaka>



WEATHER FORECAST – CHATTOGRAM

09.01.2021

Hourly	2 PM	4 PM	8 PM	11 PM
Temp. / Dew Point	28 / 15	27 / 16	23 / 17	21 / 17
Wind	8 km/h WNW	9 km/h WNW	8 km/h NW	6 km/h N
Humidity	51%	52%	63%	71%
Chance of Precip.	1%	1%	2%	3%
Cloud Cover	7%	8%	2%	1%
Conditions	Sunny	Sunny	Clear	Clear
Sunrise	06: 34 AM			
Sunset	17: 25 PM			

Conditions

Pressure : 1013 hpa

Visibility : 5:40 Km

Ref: <https://www.wunderground.com/weather/bd/chittagong>



WEATHER FORECAST – KHULNA

09.01.2021

Hourly	2 PM	4 PM	8 PM	11 PM
Temp. / Dew Point	29 / 14	29 / 14	23 / 16	21 / 17
Wind	5 km/h WNW	8 km/h WNW	1 km/h SW	1 km/h S
Humidity	45%	43%	61%	72%
Chance of Precip.	1%	1%	2%	3%
Cloud Cover	5%	3%	1%	1%
Conditions	Sunny	Sunny	Clear	Clear
Sunrise Sunset	06: 44 AM 17: 33 PM			

Conditions

Pressure : 1014 hpa

Visibility : 9.05 Km

Ref: <https://www.wunderground.com/weather/bd/khulna>



GENERAL WEATHER FORECAST – DHAKA

Description	10 Jan 2021	11 Jan 2021	12 Jan 2021
Temperature (C)	28 °C / 19 °C	28 °C / 17 °C	27 °C / 16 °C
Summary	AM Fog / PM Sunny	AM Fog / PM Sunny	AM Fog / PM Sunny
Sun Rise/Set	6h43m12s/17h29m06s	6h43m00s/17h28m18s	6h43m30s/17h29m48s
Day Length	10h45m54s	10h45m18s	10h46m30s
Moon Rise/ Set	3:36AM 2:43PM	4:41AM 3:38PM	5:46AM 4:37PM
Moon Phase/ illu	Waning Crescent, 8%	Waning Crescent, 3%	Waning Crescent, 0%
NauticalTwilight	05:53,18:12	05:53,18:11	05:54,18:11
Civil Twilight	06:20,17:42	06:21,17:41	06:21,17:42
Humidity	D : 65% N : 77%	D : 68% N : 73%	D : 68% N : 73%
Barometer (mb)	1011	1011	1011
Visibility	Moderate	Moderate	Moderate
Precip Chance	5%	5%	5%
Wind (mph)	9 Km/h WSW	8 Km/h WSW	8 Km/h WSW

Ref: <https://weather.com/weather/5day//BGXX0003:1:BG>



GENERAL WEATHER FORECAST– CHATTOGRAM

Description	10 Jan 2021	11 Jan 2021	12 Jan 2021
Temperature (C)	28 °C/ 18 °C	28 °C/ 18 °C	27 °C/ 18 °C
Summary	AM Fog / PM Sunny	AM Fog / PM Sunny	AM Fog / PM Sunny
Sun Rise/Set	6h34m30s/17h26m12s	6h34m18s/17h25m24s	6h34m54s/17h17m42s
Day Length	10h51m42s	10h51m06s	10h52m12s
Moon Rise/ Set	3:27AM 2:40PM	4:32AM 3:35PM	5:37AM 4:34PM
Moon Phase/ illu	Waning Crescent, 8%	Waning Crescent, 3%	Waning Crescent, 0%
NauticalTwilight	05:44 18:08	05:43 18:09	05:43 18:09
Civil Twilight	06:12, 17:41	06:11, 17:40	06:11, 17:40
Humidity	D : 63% N : 87%	D : 65% N : 85%	D : 65% N : 85%
Barometer (mb)	1012	1012	1012
Visibility	Moderate	Moderate	Moderate
Precip Chance	5%	5%	5%
Wind (mph)	7 Km/h WNW	7 Km/h WNW	7 Km/h WNW

Ref: <https://weather.com/weather/5day//BGXX0002:1:BG>




GENERAL WEATHER FORECAST – KHULNA

Description	10 Jan 2021	11 Jan 2021	12 Jan 2021
Temperature(C)	29°C/ 20°C	29°C/ 27°C	29°C/ 27°C
Summary	AM Fog / PM Sunny	AM Fog / PM Sunny	AM Fog / PM Sunny
Sun Rise/Set	6h44m36s/17h34m24s	6h44m48s/17h35m06s	6h45m00s/17h35m54s
Day Length	10h49m48s	10h50m18s	10h50m54s
Moon Rise/Set	3:38AM 2:48PM	4:43AM 3:43PM	5:47AM 4:43PM
Moon Phase/illu	Waning Crescent, 8%	Waning Crescent, 3%	Waning Crescent, 0%
Nautical Twilight	05:54, 18:17	05:53, 18:17	05:53, 18:16
Civil Twilight	06:22, 17:48	06:22, 17:47	06:21, 17:47
Humidity	D : 63% N : 76%	D : 65% N : 75%	D : 65% N : 75%
Barometer (mb)	1012	1012	1012
Visibility	Moderate	Moderate	Moderate
Precip Chance	5%	5%	5%
Wind (mph)	10 km/h W	10 km/h W	10 km/h W

Ref: <https://weather.com/weather/5day//BGXX0005:1:BG>



SATELLITE VIEW OF BAY OF BENGAL




09/01/2021, 11:00 UTC MATSAT-IR

Ref: <http://satellite.imd.gov.in/insat.htm>



SATELLITE VIEW OF BAY OF BENGAL



09/01/2021, 11:00 MATSAT-VIS

Ref: <http://satellite.imd.gov.in/insat.htm>



Fleet Forecast Sea Area C-90 (Valid for 12 Hrs Commencing 1000 UTC of 09.01.2021)

Part One	NO STORM WARNING.	
Part Two	SEASONAL LOW LIES OVER SOUTH BAY.	
Part Three	Weather	TEMPORARY PARTLY CLOUDY OVER AREA C-90.
	Wind	N/NE`LY, 08-12 KTS.
	Visibility	03-05 KMS REDUCING TO 1000 M OR LESS IN MIST/FOG.
	Outlook	FOR SUBSEQUENT 12 HOURS: LITTLE CHANGE.
	MSL Pressure	AT = 09,0000 UTC. CHATTOGRAM =1013 HPA




Inland River Port Warning **(VALID TILL 06 PM OF 09.01.2020)**

MODERATE TO THICK FOG MAY REDUCE SURFACE VISIBILITY TO 600 M OR LESS AT PLACES OVER THE RIVERBASINS OF THE COUNTRY DURING NEXT 08-10 HRS COMMENCING 01 AM OF 09.01.2021 WHEREIN RIVERCRAFTS SHALL PROCEED WITH CAUTION BUT NO SIGNAL IS TO BE HOISTED.

Ref: <http://www.bmd.gov.bd/?/home>



Surface Wind Forecast- 10 Jan - 2021



Legend:



**Calm
Winds**



5 Knots



10 Knots





60 Knots



Surface Wind Forecast – 11 & 12 Jan - 2021

11 Jan 21 Monday

12 Jan 21 Tuesday



Legend:



Calm
Winds



5 Knots



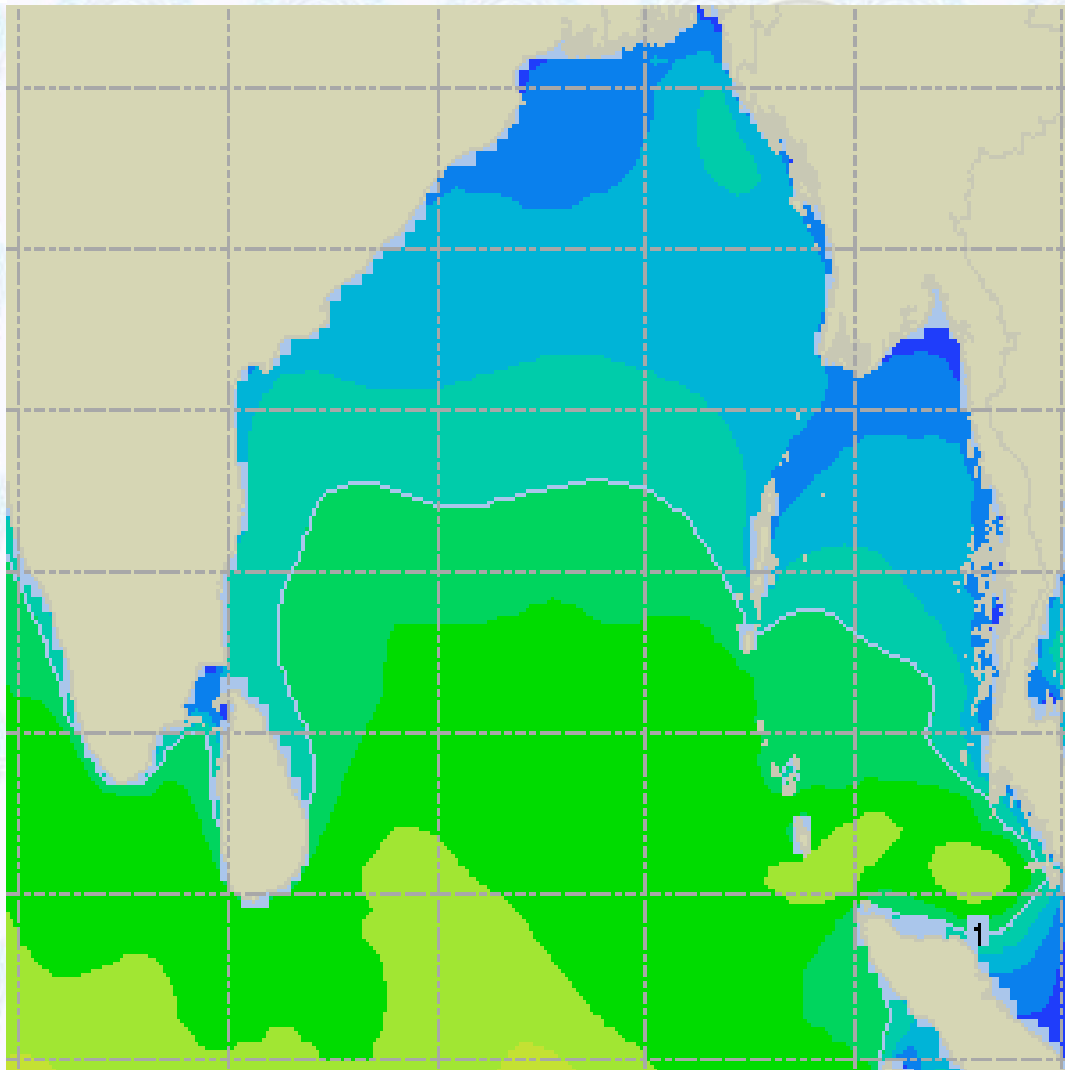
10 Knots



60 Knots



Sea State Forecast – 10 Jan - 2021



Sea State	Ht (m)
0	0-0.1
1	0-0.1
2	0.1-0.5
3	0.5-1.25
4	1.25-2.5
5	2.5-4.0
6	4-6
7	6-9
8	9-14
9	Over 14

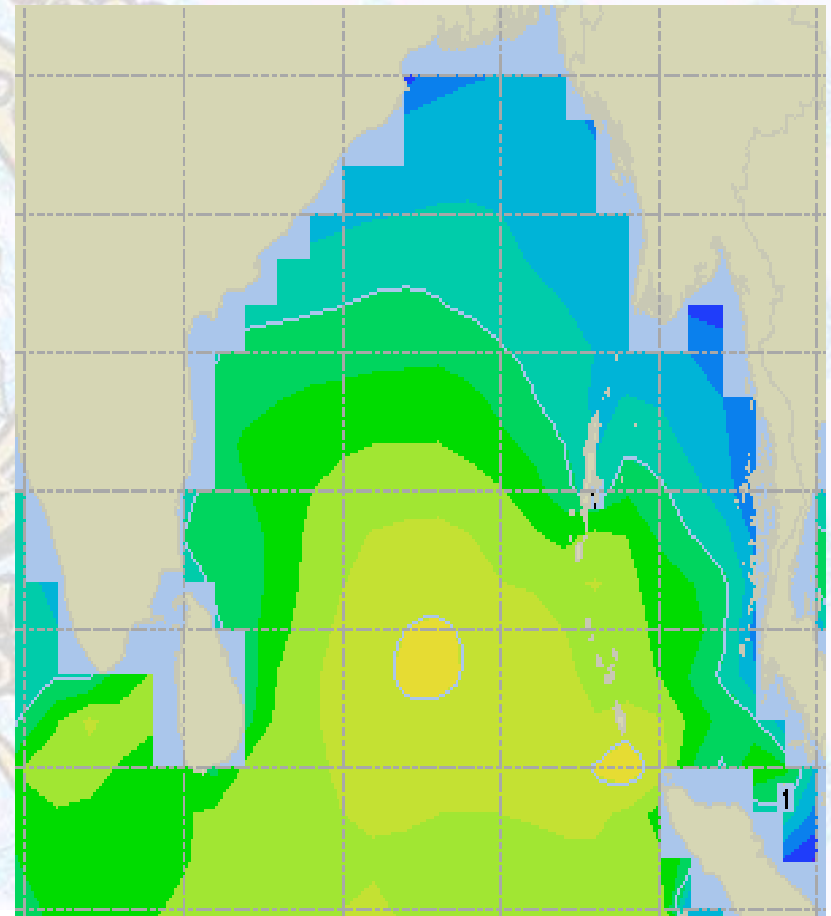
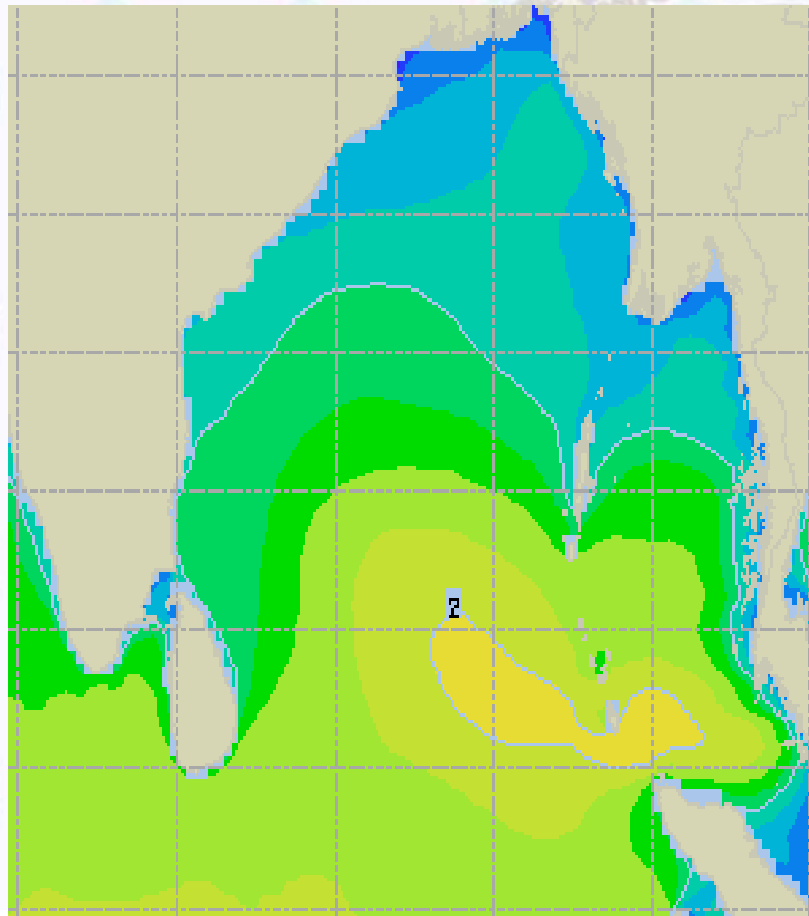




Sea State Forecast – 11 & 12 Jan - 2021

11 Jan 21 Monday

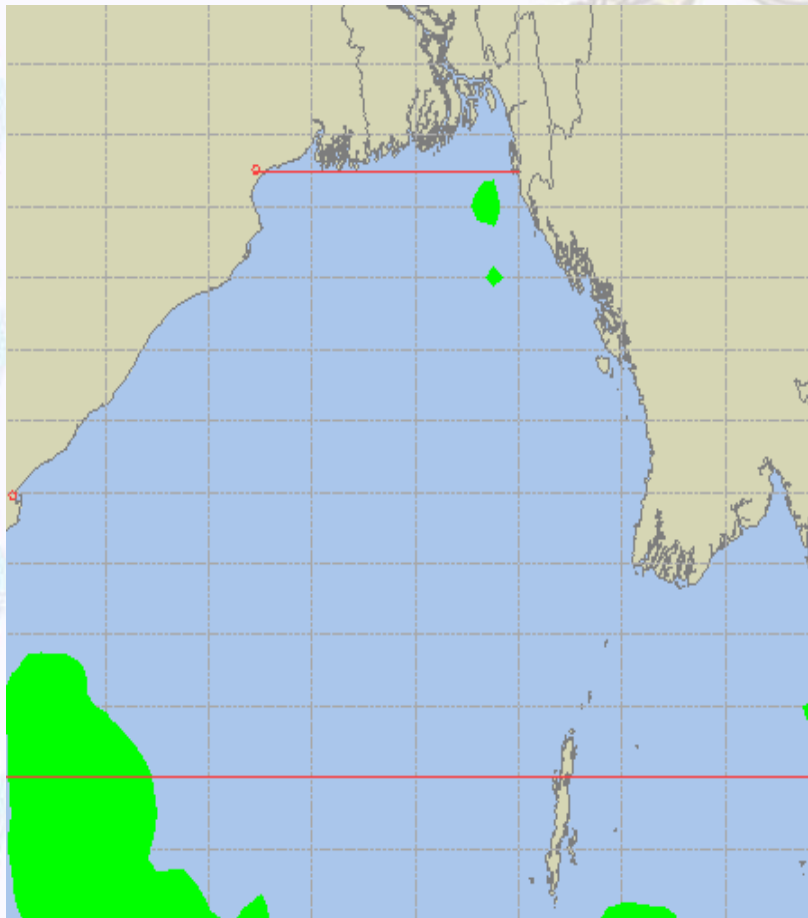
12 Jan 21 Tuesday



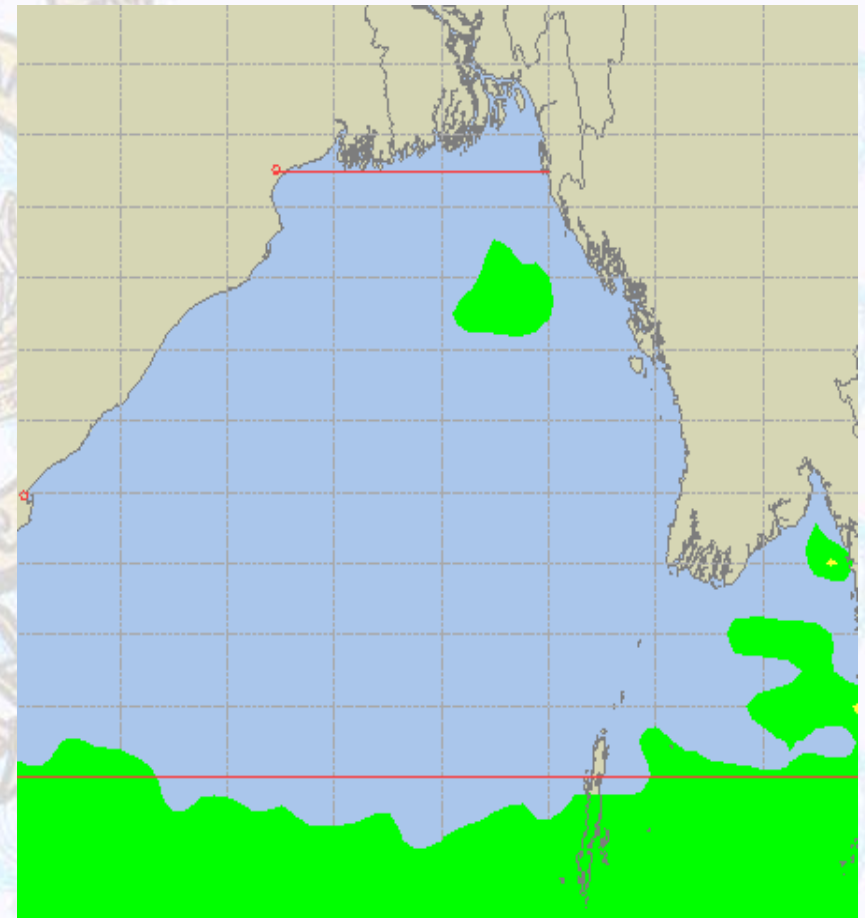


Peak Gusting Possibilities— 10 & 11 Jan 2021

10 Jan 21 Sunday



11 Jan 21 Monday

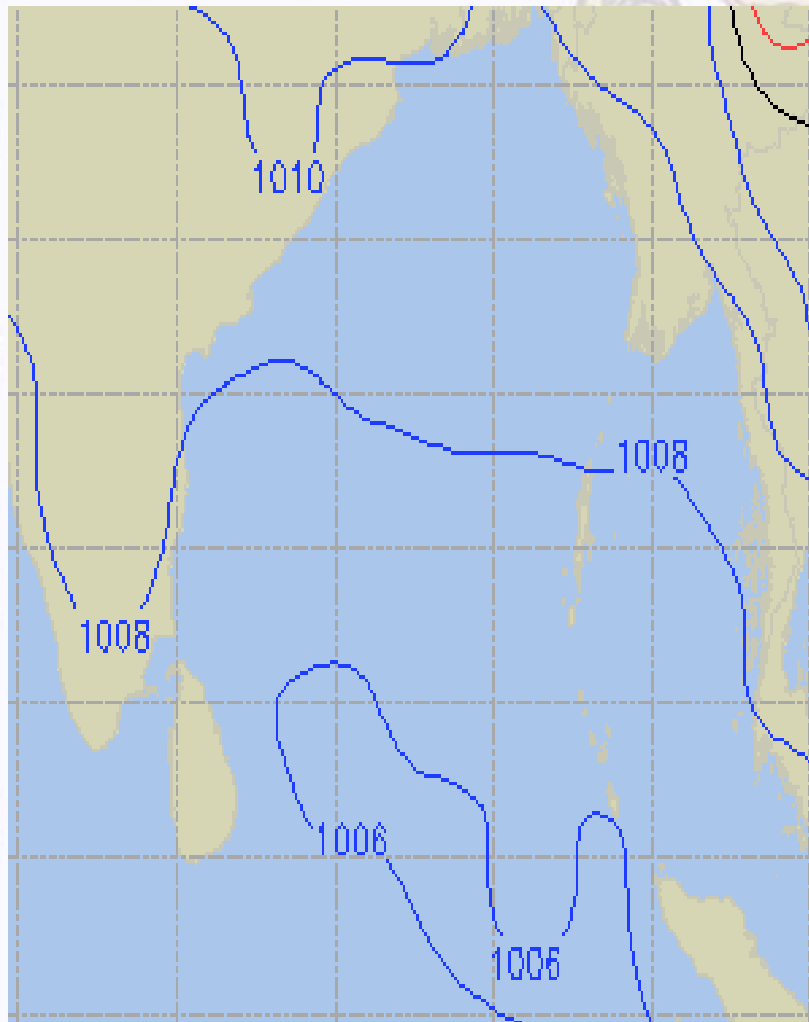


16 22 27 32 38 43 49 54 59 65 70 78 [knots]

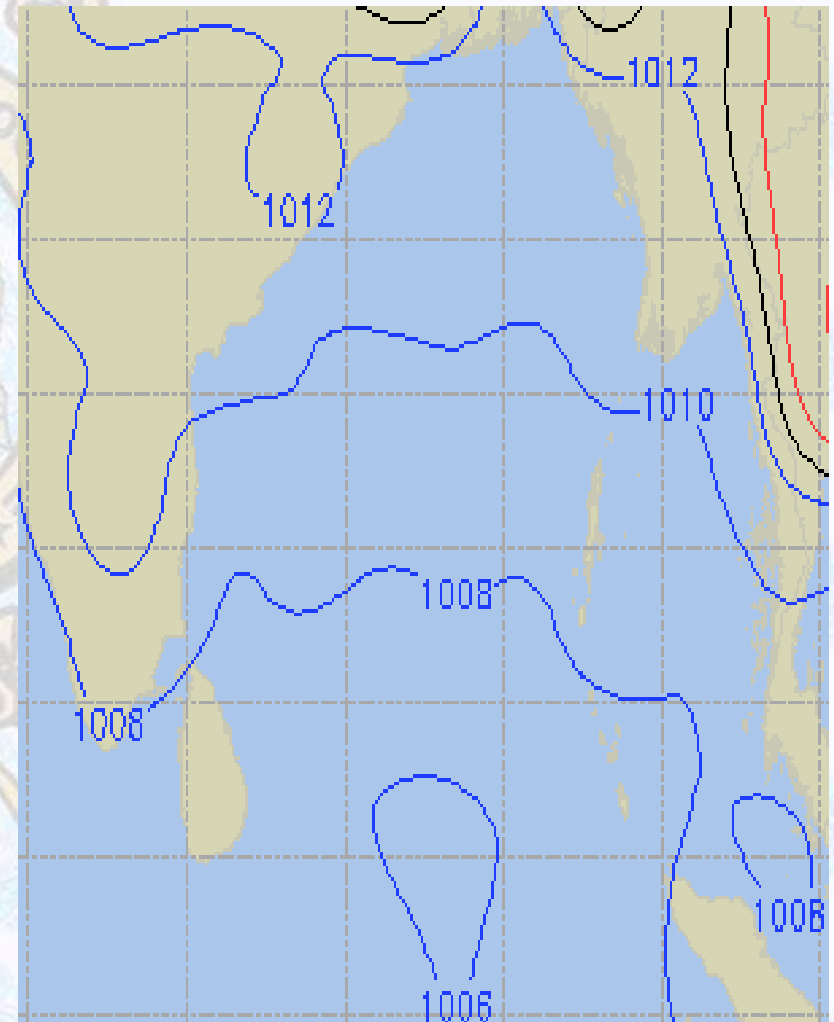


Surface Pressure forecast – 10 & 11 Jan 2021

10 Jan 21 Sunday



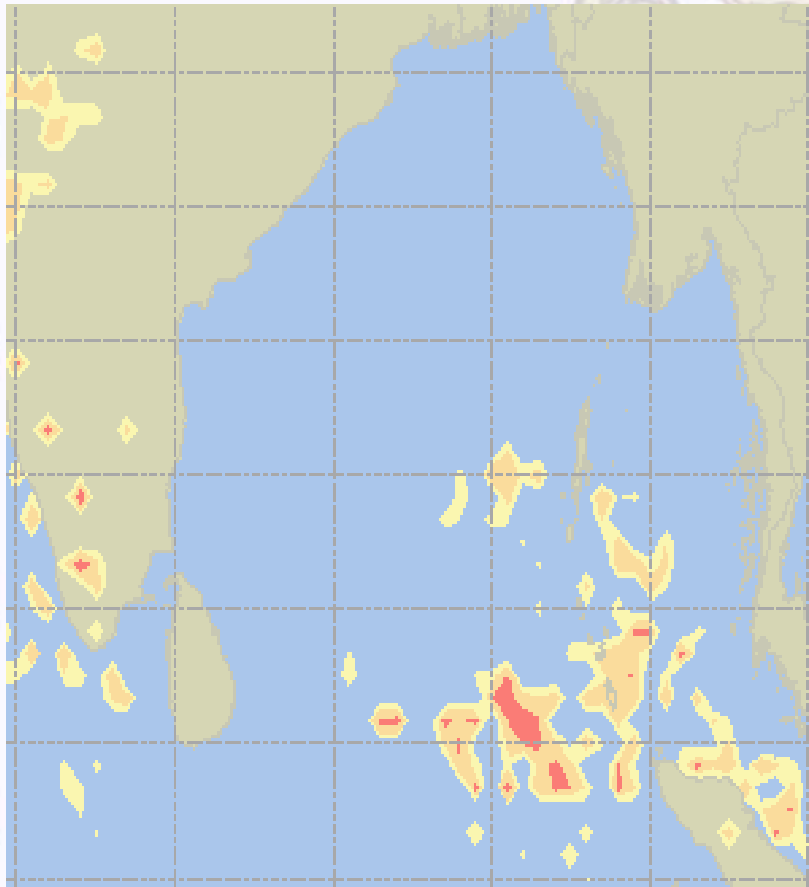
11 Jan 21 Monday



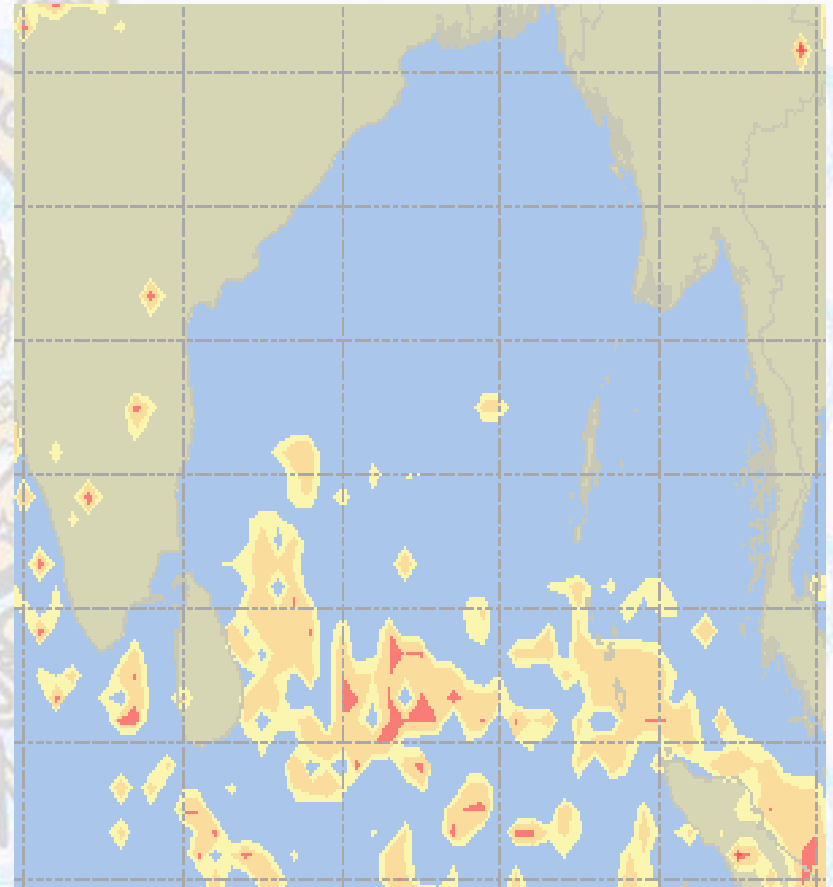


Visibility at Sea Forecast – 10 & 11 Jan 2021

10 Jan 21 Sunday



11 Jan 21 Monday



Visibility Scale:



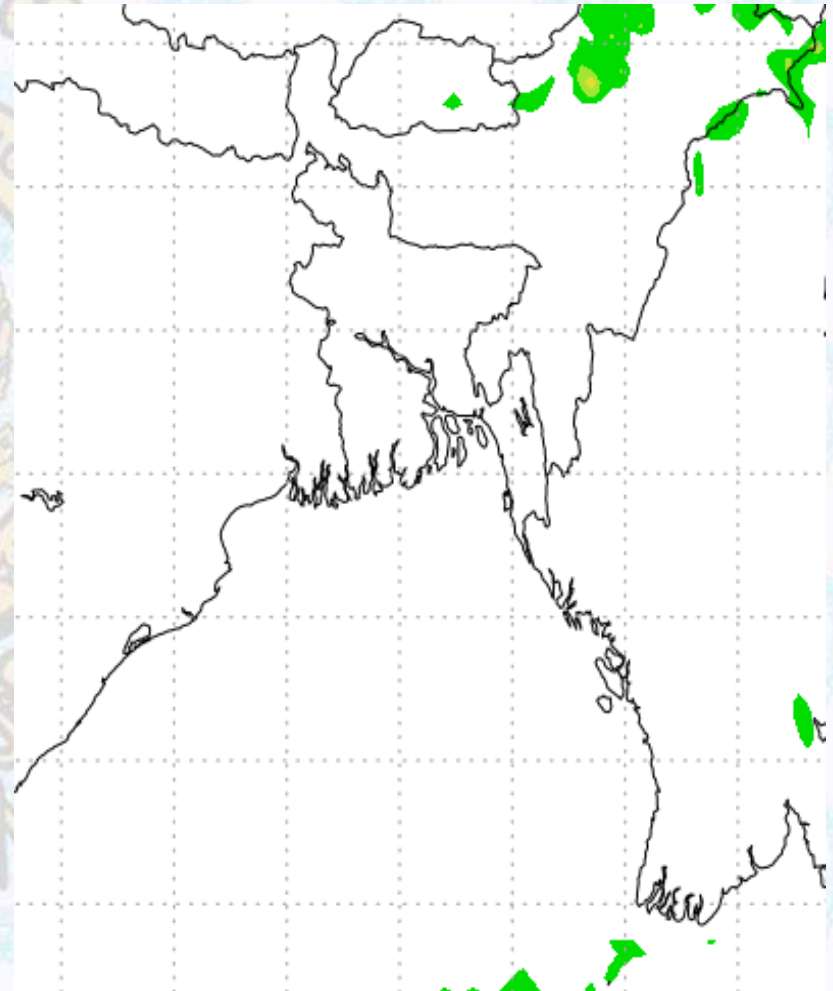
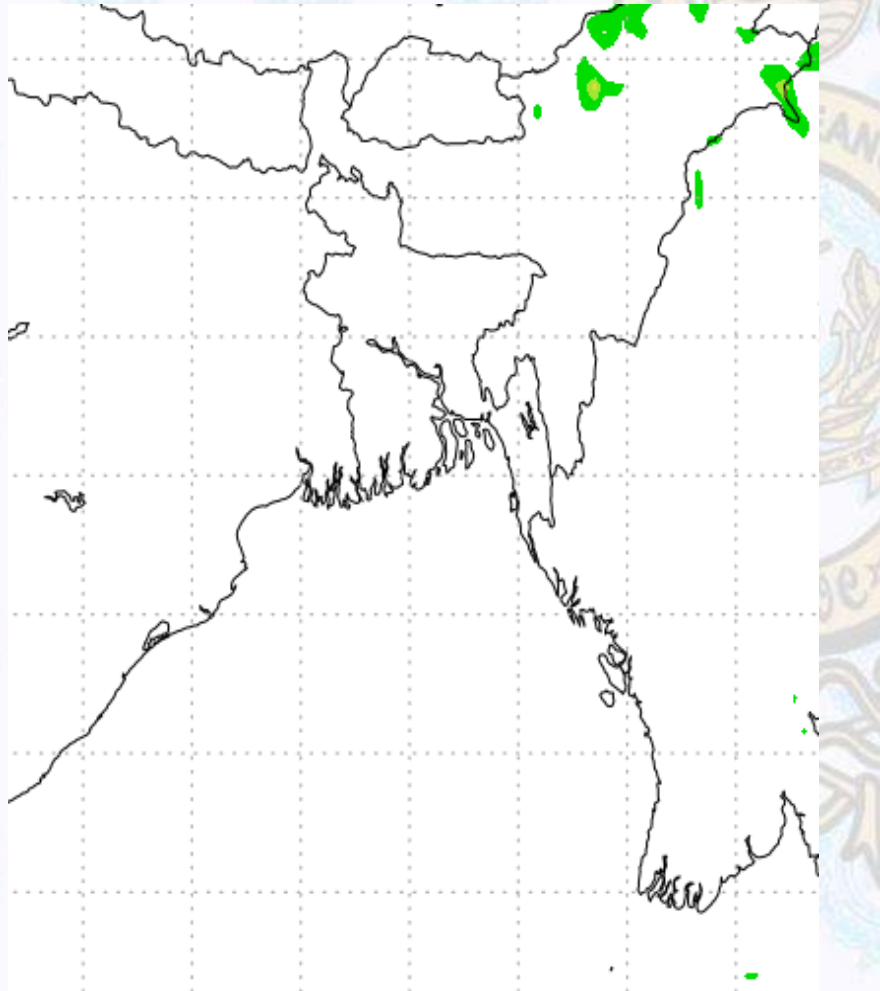
Ref (Slide 12-18): <http://www.weatheronline.co.uk/marine/weather?LEVEL>



Precipitation

Rain(mm) 10 & 11 Jan 2021

Rain(mm) 11 & 12 Jan 2021



Precipitation Scale (mm):





Tidal Information

KHAL NO. 10

COX'S BAZAR

HIRAN POINT

	Time	Height		Time	Height		Time	Height
		0453		0.76			0217	0.77
10 Jan 2021	1044	3.55		0758	2.53		0814	2.27
	1703	0.61		1432	0.61		1426	0.70
	2310	4.17		2037	3.03		2053	2.73
	Time	Height		Time	Height		Time	Height
		0553		0.61			0321	0.64
11 Jan 2021	1143	3.66		0900	2.64		0919	2.37
	1759	0.55		1532	0.49		1526	0.61
	-	-		2130	3.21		2146	2.85
	Time	Height		Time	Height		Time	Height
		0000		4.27			0415	0.52
12 Jan 2021	0645	0.51		0953	2.77		1012	2.48
	1232	3.77		1625	0.39		1618	0.52
	1848	0.50		2219	3.35		2233	2.93