



WEATHER FORECAST FOR BN

08 JAN - 11 JAN 2021





WEATHER FORECAST – DHAKA

08.01.2021

Hourly	2 PM	4 PM	8 PM	11 PM
Temp. / Dew Point	28 / 16	28 / 17	24 / 17	22 / 17
Wind	7 km/h W	9 km/h W	2 km/h WSW	1 km/h W
Humidity	55%	58%	61%	78%
Chance of Precip	1%	1%	3%	4%
Cloud Cover	1%	1%	1%	1%
Conditions	Sunny	Sunny	Clear	Clear
Sunrise Sunset	06: 42 AM 17: 27 PM			

Conditions

Pressure : 1013 hpa

Visibility : 1.21 km

Ref: <https://www.wunderground.com/weather/bd/dhaka>



WEATHER FORECAST – CHATTOGRAM

08.01.2021

Hourly	2 PM	4 PM	8 PM	11 PM
Temp. / Dew Point	29 / 16	28 / 16	24 / 16	21 / 16
Wind	8 km/h WNW	9 km/h WNW	8 km/h NW	7 km/h N
Humidity	53%	54%	72%	77%
Chance of Precip.	1%	1%	2%	3%
Cloud Cover	7%	8%	2%	1%
Conditions	Sunny	Sunny	Clear	Clear
Sunrise	06: 34 AM			
Sunset	17: 24 PM			

Conditions

Pressure : 1013 hpa

Visibility : 5:40 Km

Ref: <https://www.wunderground.com/weather/bd/chittagong>



WEATHER FORECAST – KHULNA

08.01.2021

Hourly	2 PM	4 PM	8 PM	11 PM
Temp. / Dew Point	30 / 15	29 / 14	23 / 16	20 / 15
Wind	5 km/h WNW	5 km/h WNW	1 km/h SW	1 km/h S
Humidity	45%	48%	64%	75%
Chance of Precip.	1%	1%	2%	3%
Cloud Cover	5%	3%	1%	1%
Conditions	Sunny	Sunny	Clear	Clear
Sunrise Sunset	06: 44 AM 17: 32 PM			

Conditions

Pressure : 1014 hpa

Visibility : 9.05 Km

Ref: <https://www.wunderground.com/weather/bd/khulna>



GENERAL WEATHER FORECAST – DHAKA

Description	09 Jan 2021	10 Jan 2021	11 Jan 2021
Temperature (C)	22 °C / 17 °C	22 °C / 17 °C	22 °C / 18 °C
Summary	AM Fog / PM Sunny	AM Fog / PM Sunny	AM Fog / PM Sunny
Sun Rise/Set	6h43m00s/17h28m18s	6h43m12s/17h29m06s	6h43m00s/17h28m18s
Day Length	10h45m18s	10h45m54s	10h45m18s
Moon Rise/ Set	2:30AM 1:54PM	3:36AM 2:43PM	4:41AM 3:38PM
Moon Phase/ illu	Waning Crescent, 16%	Waning Crescent, 8%	Waning Crescent, 3%
NauticalTwilight	05:52,18:12	05:53,18:12	05:53,18:11
Civil Twilight	06:20,17:43	06:20,17:42	06:21,17:41
Humidity	D : 60% N : 75%	D : 65% N : 77%	D : 68% N : 73%
Barometer (mb)	1012	1011	1011
Visibility	Moderate	Moderate	Moderate
Precip Chance	5%	5%	5%
Wind (mph)	8 Km/h WNW	9 Km/h WSW	8 Km/h WSW

Ref: <https://weather.com/weather/5day//BGXX0003:1:BG>



GENERAL WEATHER FORECAST– CHATTOGRAM

Description	09 Jan 2021	10 Jan 2021	11 Jan 2021
Temperature (C)	27 °C/ 17 °C	27 °C/ 17 °C	27 °C/ 16 °C
Summary	AM Fog / PM Sunny	AM Fog / PM Sunny	AM Fog / PM Sunny
Sun Rise/Set	6h34m18s/17h25m24s	6h34m30s/17h26m12s	6h34m18s/17h25m24s
Day Length	10h51m06s	10h51m42s	10h51m06s
Moon Rise/ Set	2:22AM 1:50PM	3:27AM 2:40PM	4:32AM 3:35PM
Moon Phase/ illu	Waning Crescent, 16%	Waning Crescent, 8%	Waning Crescent, 3%
NauticalTwilight	05:44 18:09	05:44 18:08	05:43 18:09
Civil Twilight	06:12, 17:42	06:12, 17:41	06:11, 17:40
Humidity	D : 60% N : 80%	D : 63% N : 87%	D : 65% N : 85%
Barometer (mb)	1012	1012	1012
Visibility	Moderate	Moderate	Moderate
Precip Chance	5%	5%	5%
Wind (mph)	8 Km/h NW	7 Km/h WNW	7 Km/h WNW

Ref: <https://weather.com/weather/5day//BGXX0002:1:BG>




GENERAL WEATHER FORECAST – KHULNA

Description	09 Jan 2021	10 Jan 2021	11 Jan 2021
Temperature(C)	29°C/ 19°C	29°C/ 20°C	29°C/ 27°C
Summary	AM Fog / PM Sunny	AM Fog / PM Sunny	AM Fog / PM Sunny
Sun Rise/Set	6h44m24s/17h33m36s	6h44m36s/17h34m24s	6h44m48s/17h35m06s
Day Length	10h49m12s	10h49m48s	10h50m18s
Moon Rise/Set	2:32AM 1:59PM	3:38AM 2:48PM	4:43AM 3:43PM
Moon Phase/illu	Waning Crescent, 16%	Waning Crescent, 8%	Waning Crescent, 3%
NauticalTwilight	05:54, 18:18	05:54, 18:17	05:53, 18:17
Civil Twilight	06:21, 17:48	06:22, 17:48	06:22, 17:47
Humidity	D : 57% N : 72%	D : 63% N : 76%	D : 65% N : 75%
Barometer (mb)	1012	1012	1012
Visibility	Moderate	Moderate	Moderate
Precip Chance	5%	5%	5%
Wind (mph)	12 km/h NW	10 km/h W	10 km/h W

Ref: <https://weather.com/weather/5day//BGXX0005:1:BG>



SATELLITE VIEW OF BAY OF BENGAL




08/01/2021, 11:00 UTC MATSAT-IR

Ref: <http://satellite.imd.gov.in/insat.htm>



SATELLITE VIEW OF BAY OF BENGAL



08/01/2021, 11:00 MATSAT-VIS

Ref: <http://satellite.imd.gov.in/insat.htm>



Fleet Forecast Sea Area C-90 (Valid for 12 Hrs Commencing 1000 UTC of 08.01.2021)

Part One	NO STORM WARNING.	
Part Two	SEASONAL LOW LIES OVER SOUTH BAY.	
Part Three	Weather	TEMPORARY PARTLY CLOUDY OVER AREA C-90.
	Wind	N/NE`LY, 08-12 KTS.
	Visibility	03-05 KMS REDUCING TO 1000 M OR LESS IN MIST/FOG.
	Outlook	FOR SUBSEQUENT 12 HOURS: LITTLE CHANGE.
	MSL Pressure	AT = 07,0000 UTC. CHATTOGRAM =1012 HPA



Inland River Port Warning (VALID TILL 06 PM OF 08.01.2020)


THERE IS NO INLAND RIVERPORT WARNING AND NO SIGNAL IS TO BE HOISTED.



Ref: <http://www.bmd.gov.bd/?/home>



Surface Wind Forecast- 09 Jan - 2021



Legend:



**Calm
Winds**



5 Knots



10 Knots





60 Knots



Surface Wind Forecast – 10 & 11 Jan - 2021

10 Jan 21 Sunday

11 Jan 21 Monday



Legend:



Calm
Winds



5 Knots



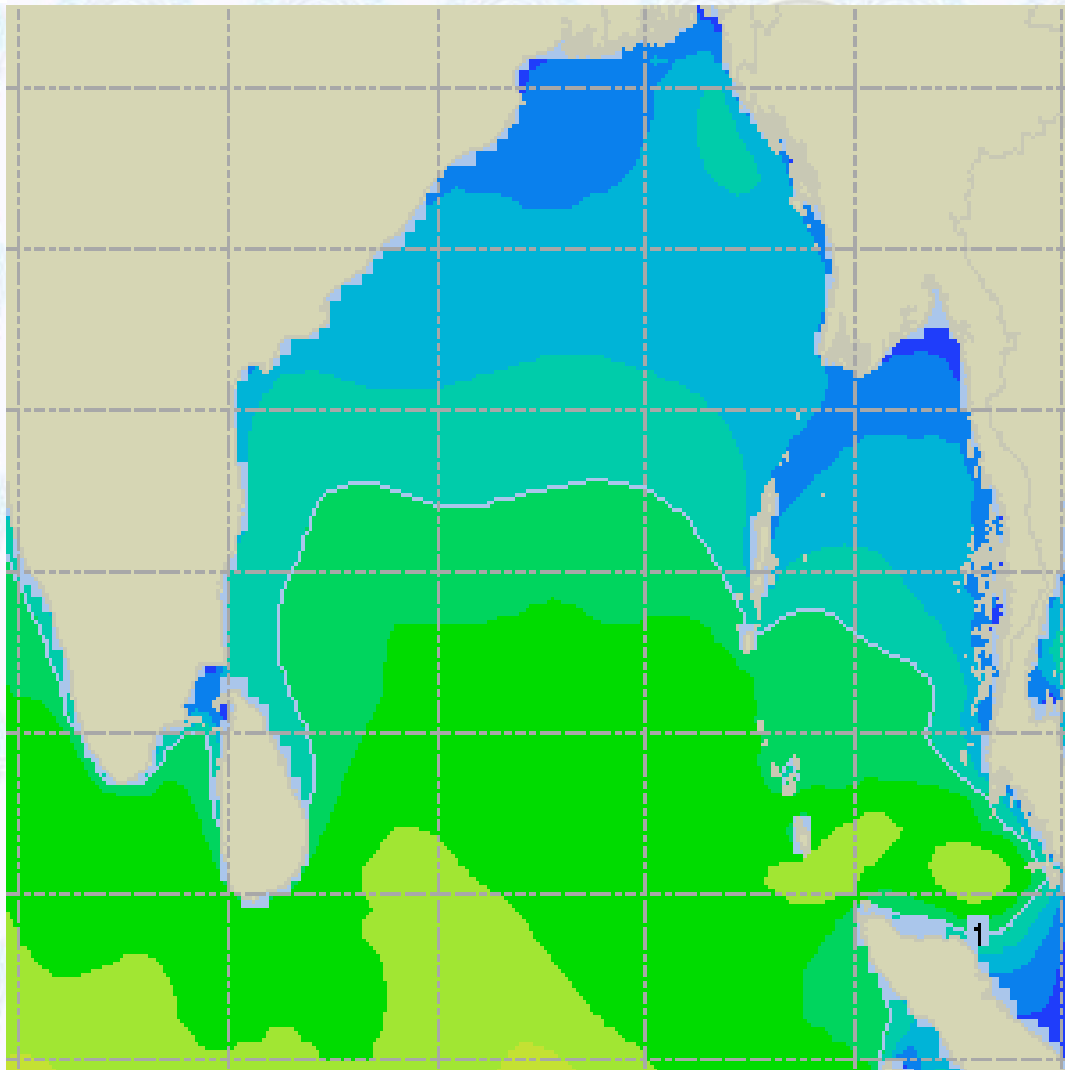
10 Knots



60 Knots



Sea State Forecast – 09 Jan - 2021



Sea State	Ht (m)
0	0-0.1
1	0-0.1
2	0.1-0.5
3	0.5-1.25
4	1.25-2.5
5	2.5-4.0
6	4-6
7	6-9
8	9-14
9	Over 14

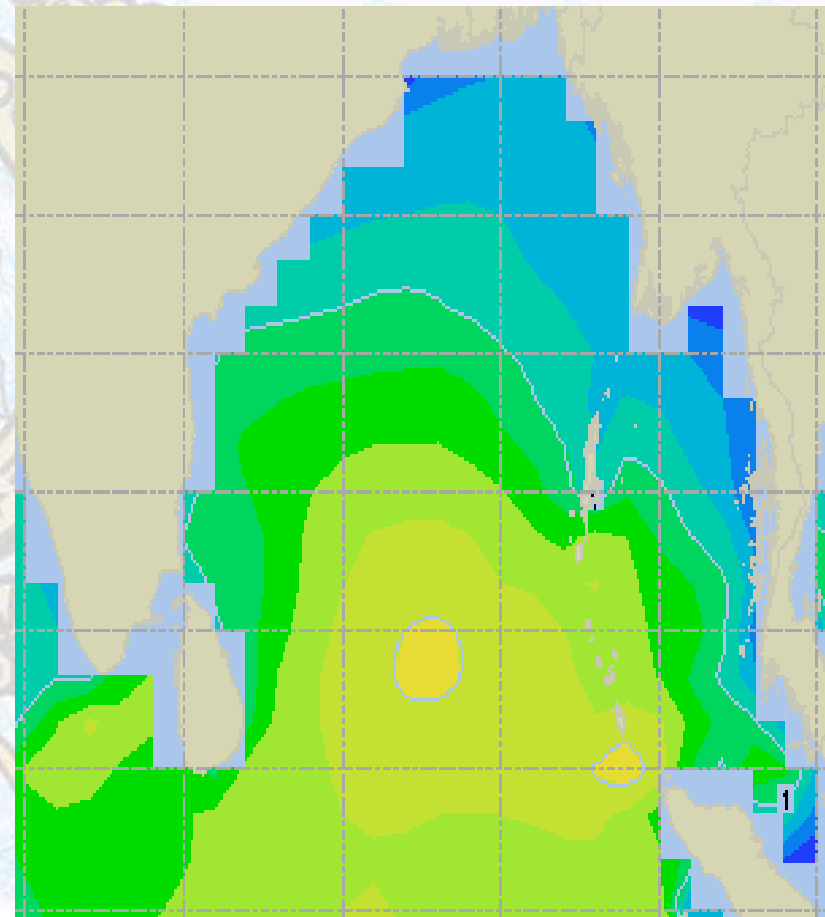
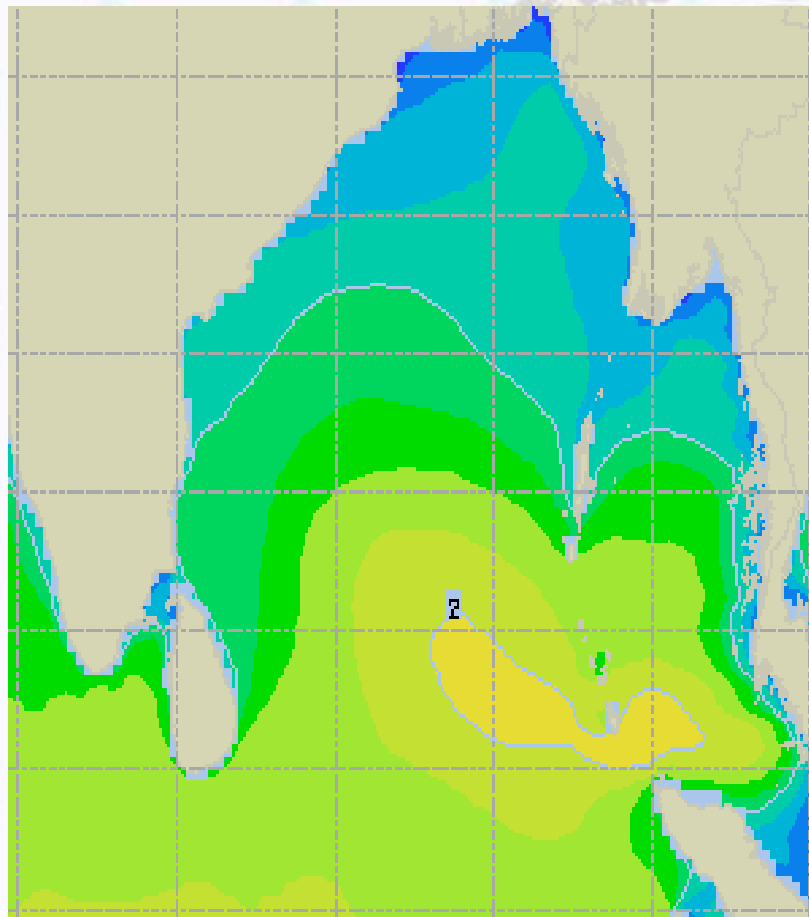




Sea State Forecast – 10 & 11 Jan - 2021

10 Jan 21 Sunday

11 Jan 21 Monday

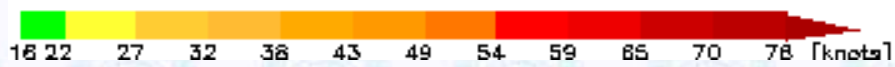
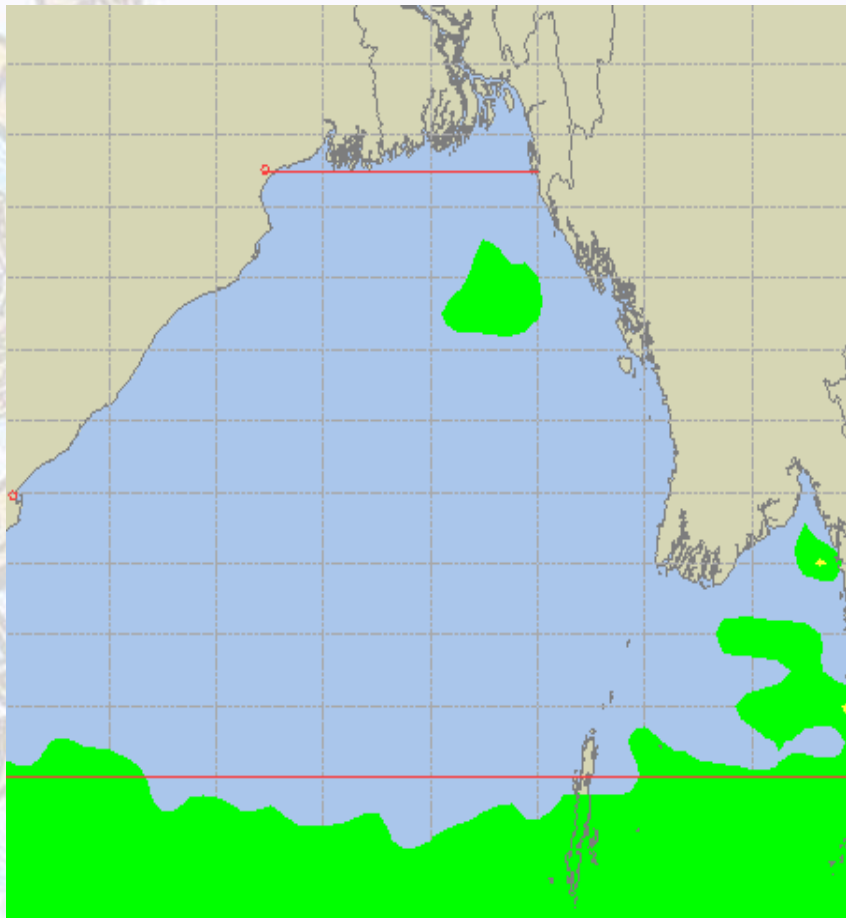
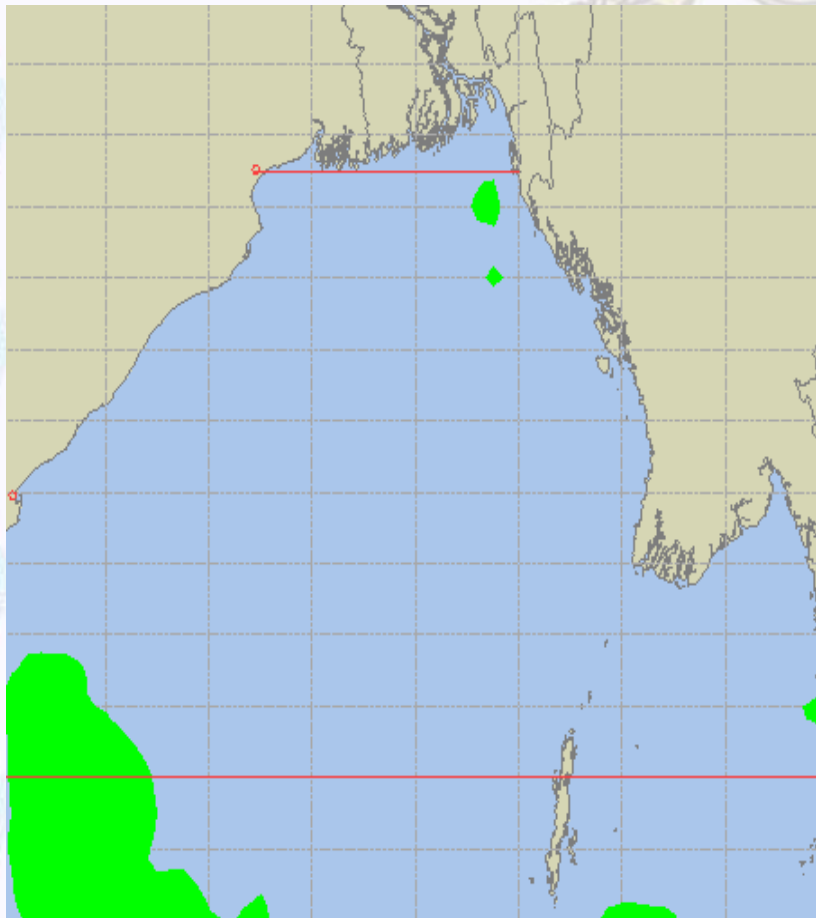




Peak Gusting Possibilities– 09 & 10 Jan 2021

09 Jan 21 Saturday

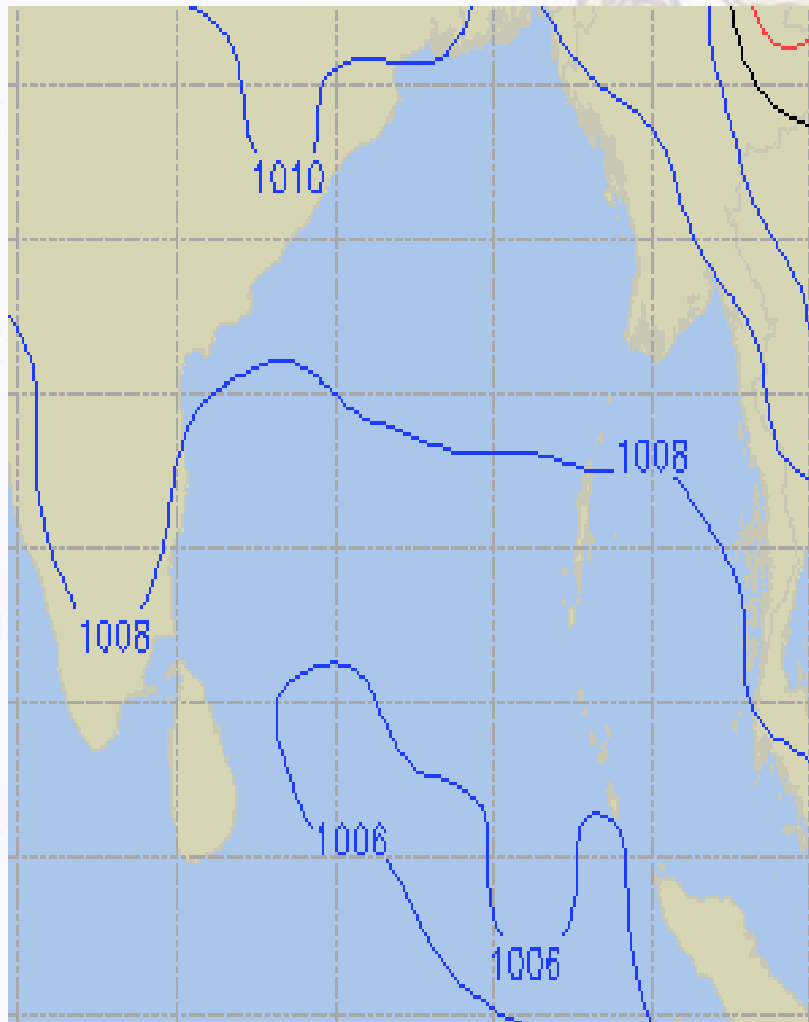
10 Jan 21 Sunday



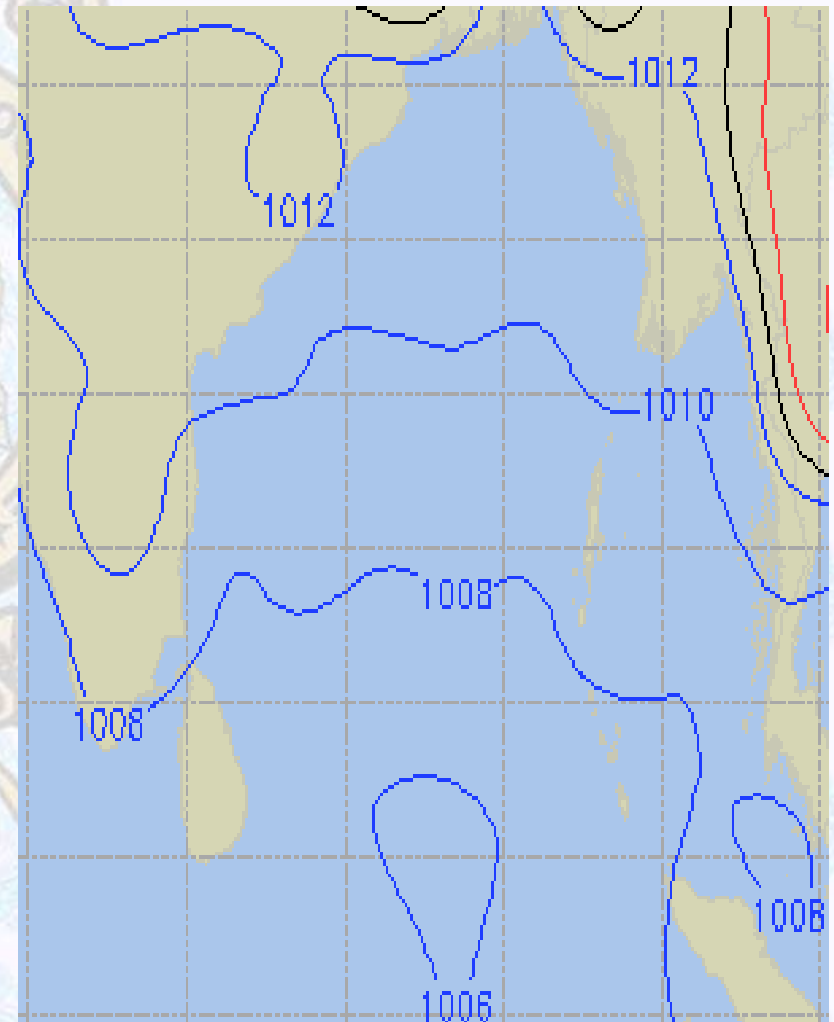


Surface Pressure forecast – 09 & 10 Jan 2021

09 Jan 21 Saturday



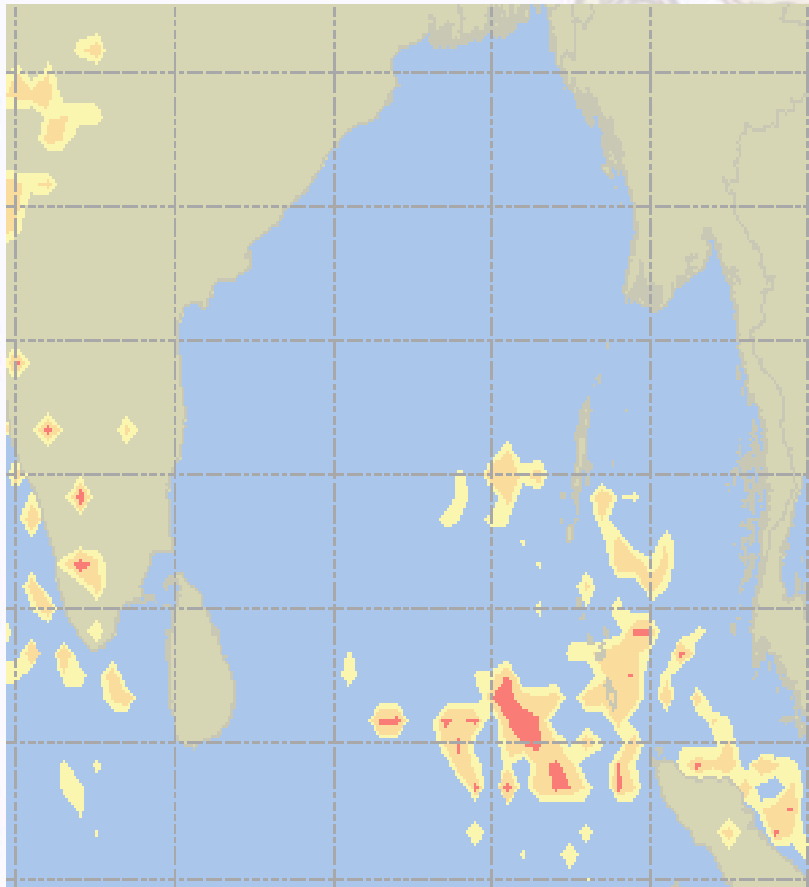
10 Jan 21 Sunday



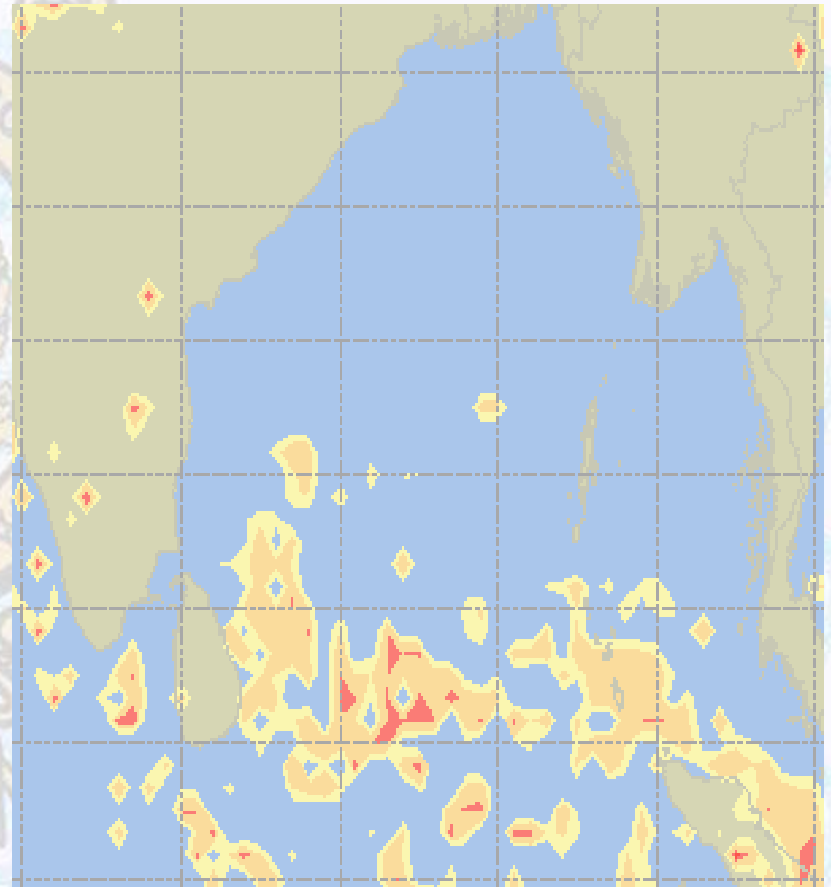


Visibility at Sea Forecast – 09 & 10 Jan 2021

09 Jan 21 Saturday



10 Jan 21 Sunday



Visibility Scale:



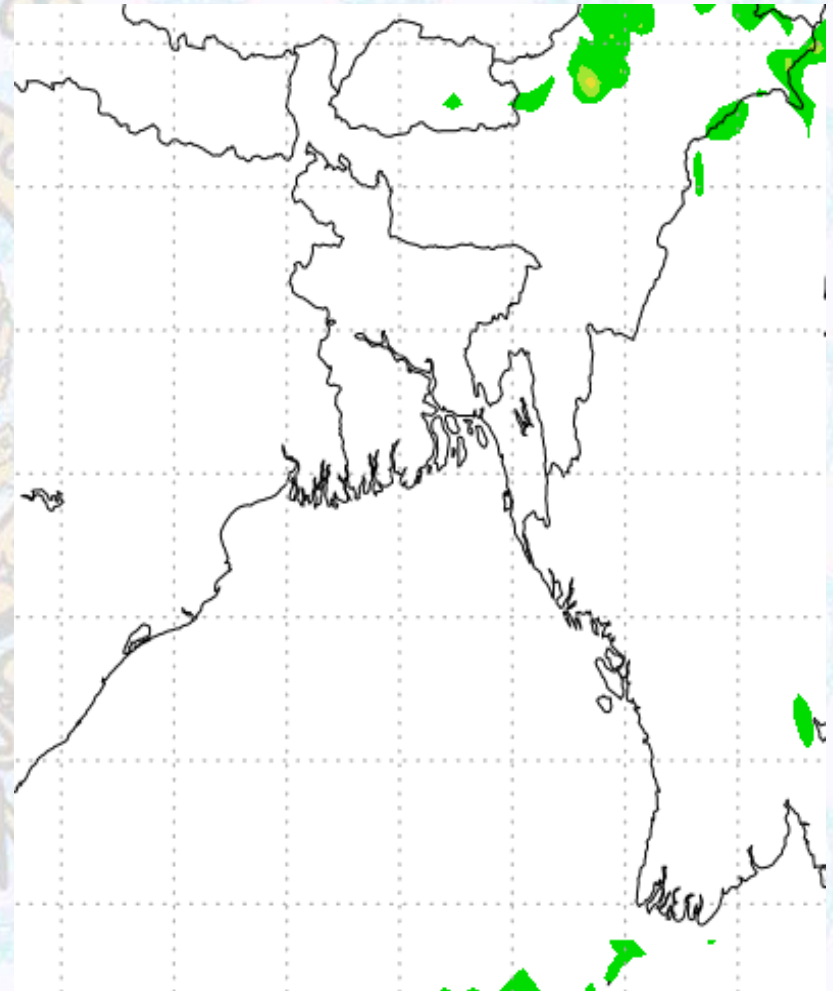
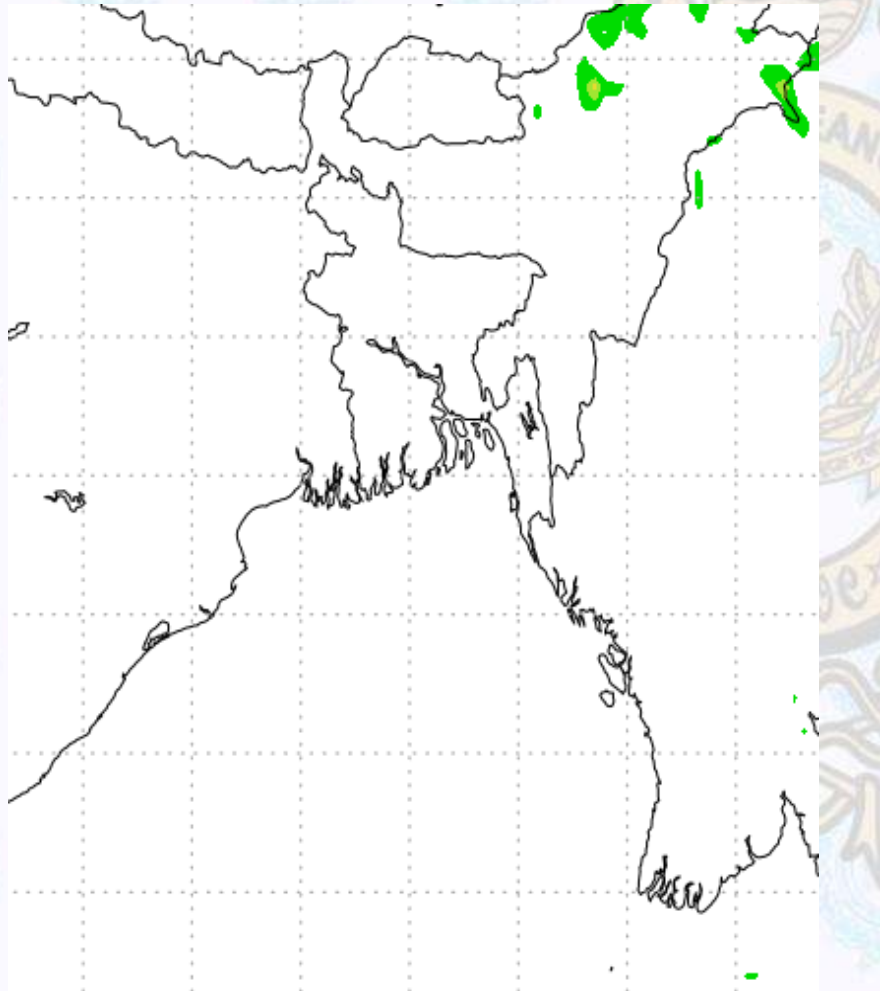
Ref (Slide 12-18): <http://www.weatheronline.co.uk/marine/weather?LEVEL>



Precipitation

Rain(mm) 09 & 10 Jan 2021

Rain(mm) 10 & 11 Jan 2021



Precipitation Scale (mm):





Tidal Information

KHAL NO. 10

COX'S BAZAR

HIRAN POINT

	Time	Height		Time	Height		Time	Height
		0343		0.91			0101	0.86
09 Jan 2021	0933	3.49		0648	2.48		0654	2.21
	1600	0.67		1326	0.70		1318	0.78
	2212	4.04		1937	2.83		1950	2.59
	Time	Height		Time	Height		Time	Height
		0453		0.76			0217	0.77
10 Jan 2021	1044	3.55		0758	2.53		0814	2.27
	1703	0.61		1432	0.61		1426	0.70
	2310	4.17		2037	3.03		2053	2.73
	Time	Height		Time	Height		Time	Height
		0553		0.61			0321	0.64
11 Jan 2021	1143	3.66		0900	2.64		0919	2.37
	1759	0.55		1532	0.49		1526	0.61
	-	-		2130	3.21		2146	2.85