



WEATHER FORECAST FOR BN

03-06 NOV 2020



WEATHER FORECAST – DHAKA

03.11.2020

Hourly	2 PM	4 PM	8 PM	11 PM
Temp. / Dew Point	31 / 23	30 / 23	28 / 23	27 / 23
Wind	4 km/h SW	5 km/h WSW	2 km/h S	3 km/h SSW
Humidity	63%	64%	76%	79%
Chance of Precip	5%	7%	10%	17%
Cloud Cover	56%	46%	45%	48%
Conditions	Partly Cloudy	Partly Cloudy	Partly Cloudy	Partly Cloudy
Sunrise Sunset	06: 05 AM 17: 17 PM			

Conditions

Pressure : 1012 hpa

Visibility : 4.02 km

Ref: <https://www.wunderground.com/weather/bd/dhaka>



WEATHER FORECAST – CHATTOGRAM

03.11.2020

Hourly	2 PM	4 PM	8 PM	11 PM
Temp. / Dew Point	29 / 25	29 / 25	28 / 25	27 / 25
Wind	5 km/h WSW	5 km/h SW	3 km/h S	3 km/h S
Humidity	81%	82%	87%	88%
Chance of Precip.	17%	13%	55%	77%
Cloud Cover	84%	69%	70%	76%
Conditions	Cloudy/ Rain	Cloudy/ Rain	Cloudy/ Rain	Cloudy/ Rain
Sunrise	05: 58 AM			
Sunset	17: 14 PM			

Conditions

Pressure : 1012 hpa

Visibility : 9.66 Km

Ref: <https://www.wunderground.com/weather/bd/chittagong>



WEATHER FORECAST – KHULNA

03.11.2020

Hourly	2 PM	4 PM	8 PM	11 PM
Temp. / Dew Point	31 / 26	30 / 25	27 / 25	26 / 25
Wind	5 km/h NNE	5 km/h NE	2 km/h S	1 km/h WSW
Humidity	73%	75%	88%	92%
Chance of Precip.	17%	68%	11%	18%
Cloud Cover	59%	75%	43%	51%
Conditions	Partly Cloudy	Partly Cloudy	Light Rain	Light Rain
Sunrise Sunset	06: 07 AM 17: 22 PM			

Conditions

Pressure : 1012 hpa

Visibility : 14.48 Km

Ref: <https://www.wunderground.com/weather/bd/khulna>



GENERAL WEATHER FORECAST – DHAKA

Description	04 Nov 2020	05 Nov 2020	06 Nov 2020
Temperature (C)	31 °C/ 20 °C	31 °C/ 18 °C	31 °C/ 18 °C
Summary	Sunny	Sunny	Sunny
Sun Rise/Set	6h06m24s/17h17m12s	6h07m06s/17h16m42s	6h07m42s/17h16m12s
Day Length	11h10m48s	11h9m36s	11h08m30s
Moon Rise/ Set	8:00PM 9:05AM	8:49PM 9:59AM	9:44PM 10:52AM
Moon Phase/ illu	Waning Gibbous, 87%	Waning Gibbous, 80%	Waning Gibbous, 71%
Nautical Twilight	05:15, 18:07	05:16, 18:07	05:16, 18:07
Civil Twilight	05:42, 17:41	05:43, 17:40	05:43, 17:40
Humidity	D : 59% N : 74%	D : 53% N : 72%	D : 54% N : 74%
Barometer (mb)	1012	1012	1014
Visibility	Good	Good	Good
Precip Chance	10%	10%	1%
Wind (mph)	8 Km/h WNW	6 Km/h NNW	10 Km/h N

Ref: <https://weather.com/weather/5day//BGXX0003:1:BG>



GENERAL WEATHER FORECAST– CHATTOGRAM

Description	04 Nov 2020	05 Nov 2020	06 Nov 2020
Temperature (C)	29° C/ 23° C	30° C/ 20° C	30° C/ 19° C
Summary	Cloudy/ Rain	Cloudy/ Rain	Cloudy
Sun Rise/Set	5h58m42s/17h13m36s	5h59m18s/17h13m06s	5h59m54s/17h12m36s
Day Length	11h14m54s	11h13m48s	11h12m42s
Moon Rise/ Set	7:57PM 8:56AM	8:47PM 9:50AM	9:41PM 10:42AM
Moon Phase/ illu	Waning Gibbous, 87%	Waning Gibbous, 80%	Waning Gibbous, 71%
NauticalTwilight	05:08 18:03	05:09 18:03	05:09 18:02
Civil Twilight	05:35, 17:36	05:35, 17:36	05:36, 17:36
Humidity	D : 86% N : 92%	D : 75% N : 81%	D : 63% N : 81%
Barometer (mb)	1012	1012	1014
Visibility	Good	Good	Good
Precip Chance	90%	10%	1%
Wind (mph)	5 Km/h S	9 Km/h N	13 Km/h N

Ref: <https://weather.com/weather/5day//BGXX0002:1:BG>




GENERAL WEATHER FORECAST – KHULNA

Description	04 Nov 2020	05 Nov 2020	06 Nov 2020
Temperature(C)	31°C/ 19°C	31°C/ 18°C	31°C/ 17°C
Summary	Sunny/ Clear	Sunny/ Clear	Sunny/ Clear
Sun Rise/Set	6h08m30s/17h22m00s	6h09m06s/17h21m30s	6h09m48s/17h21m00s
Day Length	11h13m30s	11h12m24s	11h11m12s
Moon Rise/Set	8:05PM 9:05AM	8:55PM 10:00AM	9:49PM 10:53AM
Moon Phase/illu	Waning Gibbous, 87%	Waning Gibbous, 80%	Waning Gibbous, 71%
Nautical Twilight	05:18, 18:12	05:18, 18:11	05:19, 18:11
Civil Twilight	05:45, 17:45	05:45, 17:45	05:46, 17:44
Humidity	D : 55% N : 73%	D : 49% N : 74%	D : 53% N : 74%
Barometer (mb)	1012	1012	1014
Visibility	Good	Good	Good
Precip Chance	10%	1%	1%
Wind (mph)	9 km/h NW	7 km/h NNW	10 km/h NNW

Ref: <https://weather.com/weather/5day//BGXX0005:1:BG>



SATELLITE VIEW OF BAY OF BENGAL




03/11/2020, 11:00 UTC MATSAT-IR

Ref: <http://satellite.imd.gov.in/insat.htm>



SATELLITE VIEW OF BAY OF BENGAL



03/11/2020, 11:00 MATSAT-VIS

Ref: <http://satellite.imd.gov.in/insat.htm>



Fleet Forecast Sea Area C-90 (Valid for 12 Hrs Commencing 1000 UTC of 03.11.2020)

Part One	NO STORM WARNING.	
Part Two	TROUGH OF LOW LIES OVER NORTH BAY.	
Part Three	Weather	RAIN/THUNDER SHOWERS OVER AREA C-90.
	Wind	SOUTH/SOUTH-EASTERLY 10-15 KTS, TEMPORARY GUSTING TO 25 KTS.
	Visibility	03-05 KMS, REDUCING TO 1500 M OR LESS IN RAIN/SHOWERS.
	Outlook	FOR SUBSEQUENT 12 HOURS: LITTLE CHANGE.
	MSL Pressure	AT = 03,0000 UTC. CHATTOGRAM =1010 HPA



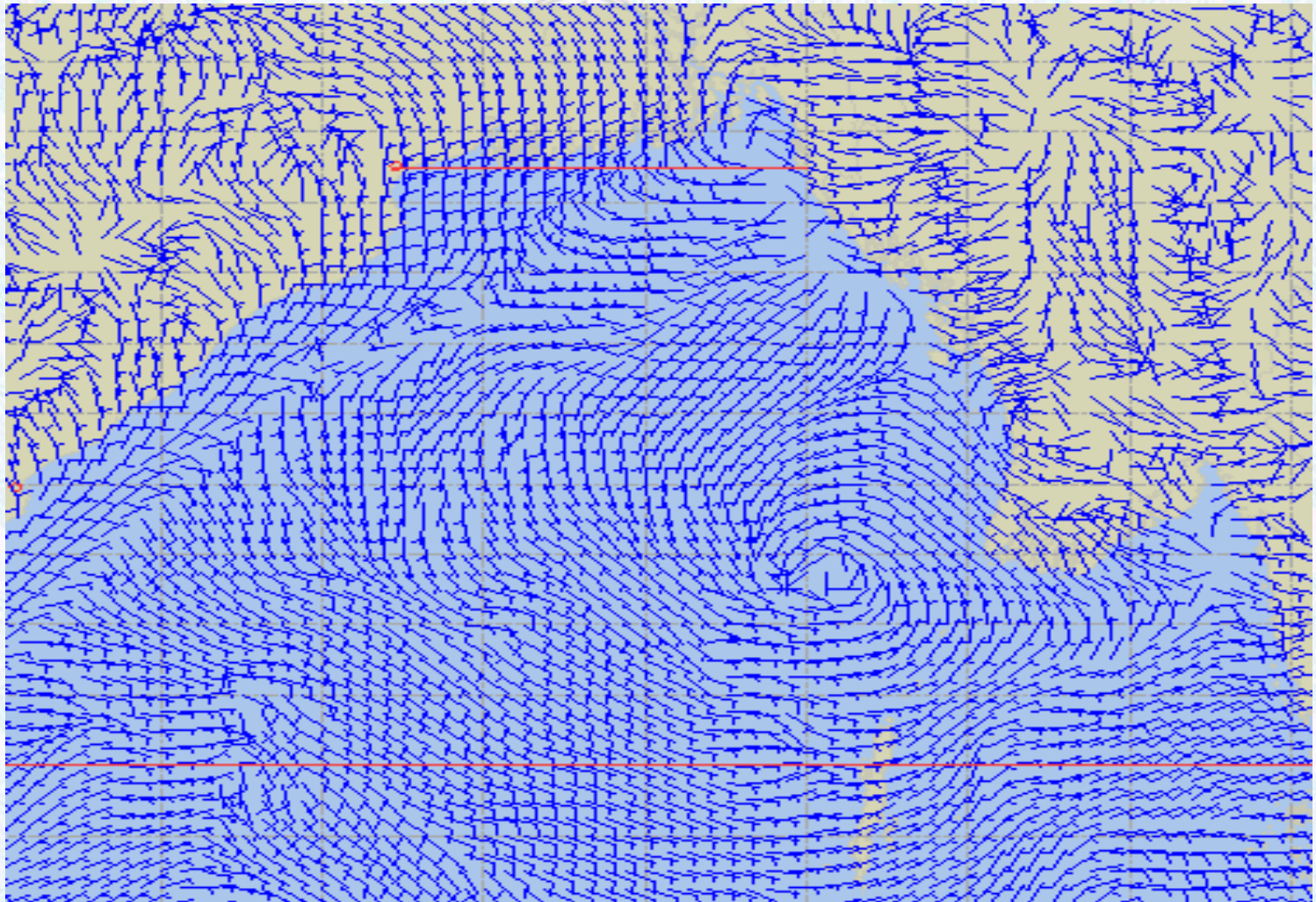
Inland River Port Warning **(VALID TILL 06 PM OF 03.11.2020)**

IN ASSOCIATION WITH RAIN/THUNDER SHOWERS TEMPORARY SOUTH/SOUTH EASTERLY GUSTY/SQUALLY WIND SPEED 45-60 KPH IS LIKELY TO OCCUR OVER THE REGIONS OF JASHORE, KHULNA, BARISHAL, PATUAKHALI, NOAKHALI, DHAKA, FARIDPUR, MADARIPUR, CUMILLA, CHATTOGRAM, COXS BAZAR AND SYLHET WHEREIN RIVERPORTS SHALL HOIST CAUTIONARY SIGNAL NO. ONE (R) ONE.

Ref: <http://www.bmd.gov.bd/?/home>



Surface Wind Forecast- 04 Nov - 2020



Legend:



**Calm
Winds**



5 Knots



10 Knots





60 Knots



Surface Wind Forecast – 05 & 06 Nov- 2020

05 Nov 20 Thursday

06 Nov 20 Friday



Legend:



Calm
Winds



5 Knots



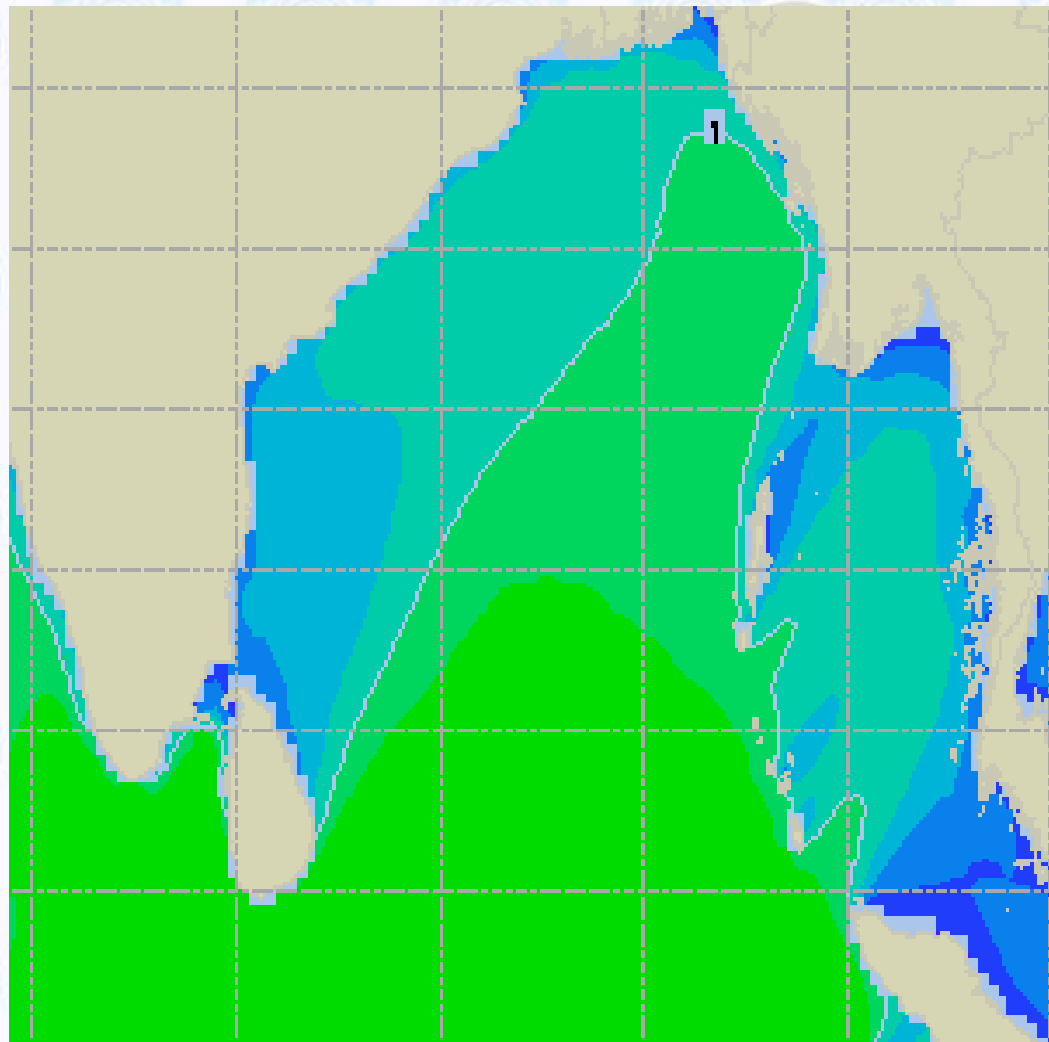
10 Knots



60 Knots



Sea State Forecast – 04 Nov- 2020



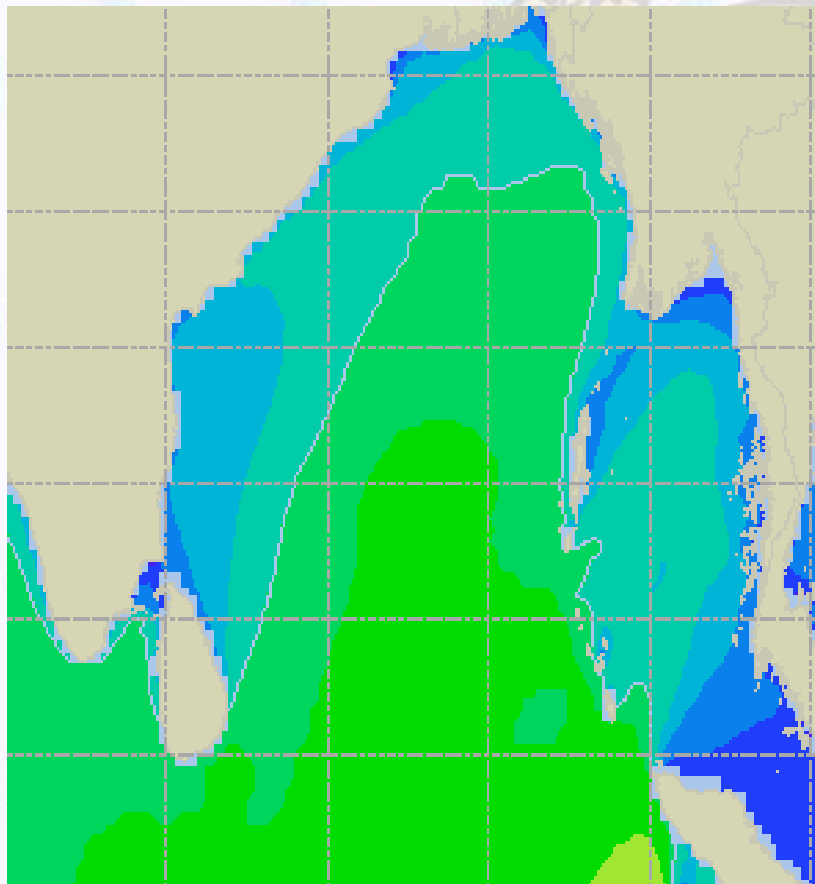
Sea State	Ht (m)
0	0-0.1
1	0-0.1
2	0.1-0.5
3	0.5-1.25
4	1.25-2.5
5	2.5-4.0
6	4-6
7	6-9
8	9-14
9	Over 14



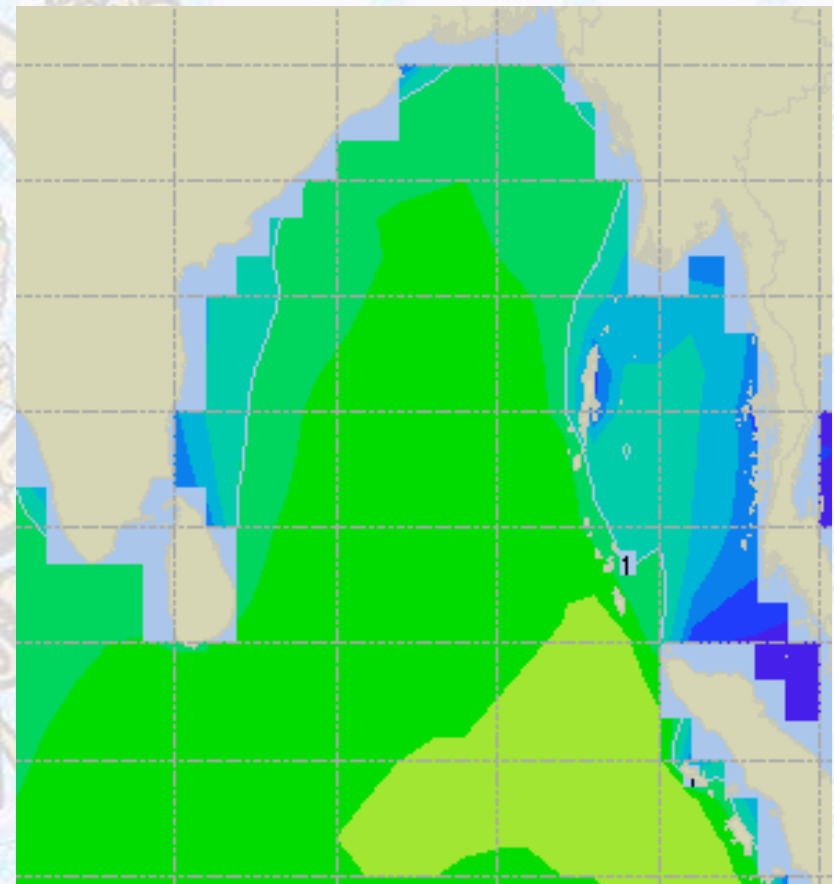


Sea State Forecast – 05 & 06 Nov- 2020

05 Nov20 Thursday



06 Nov20 Friday

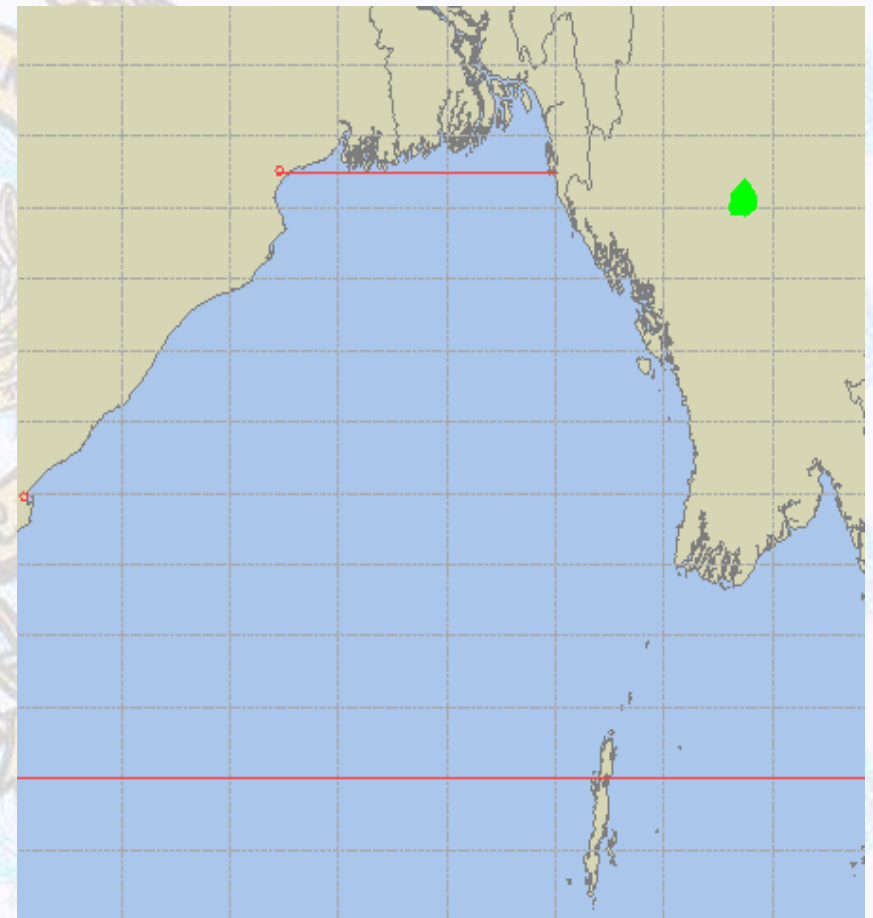
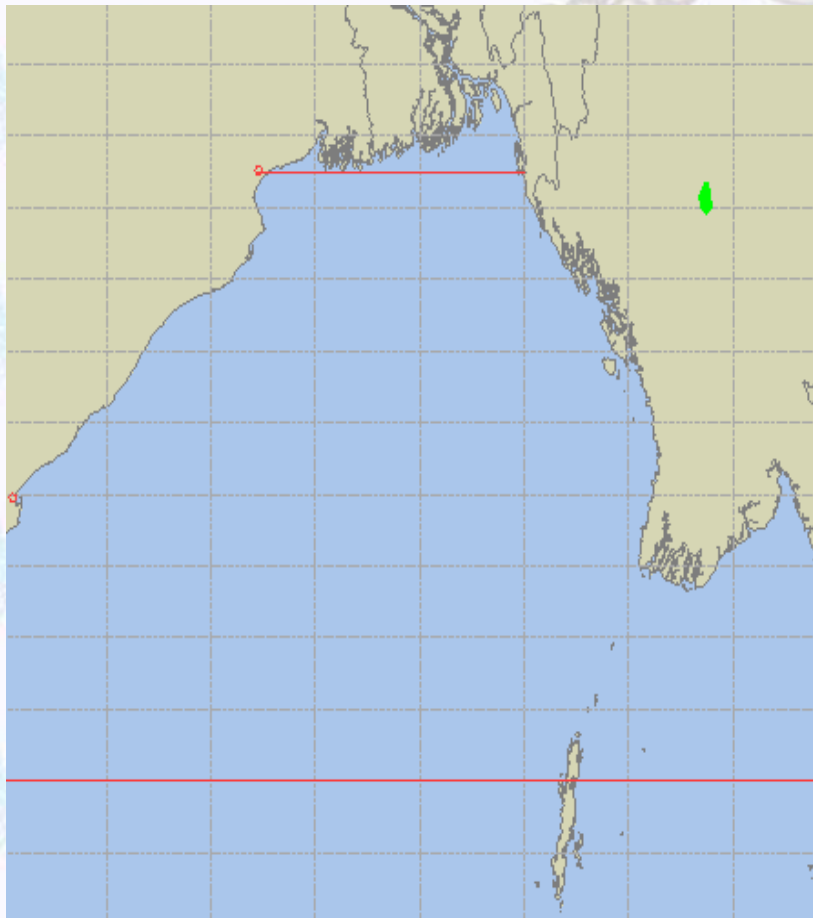




Peak Gusting Possibilities— 04 & 05 Nov 2020

04 Nov 20 Wednesday

05 Nov 20 Thursday

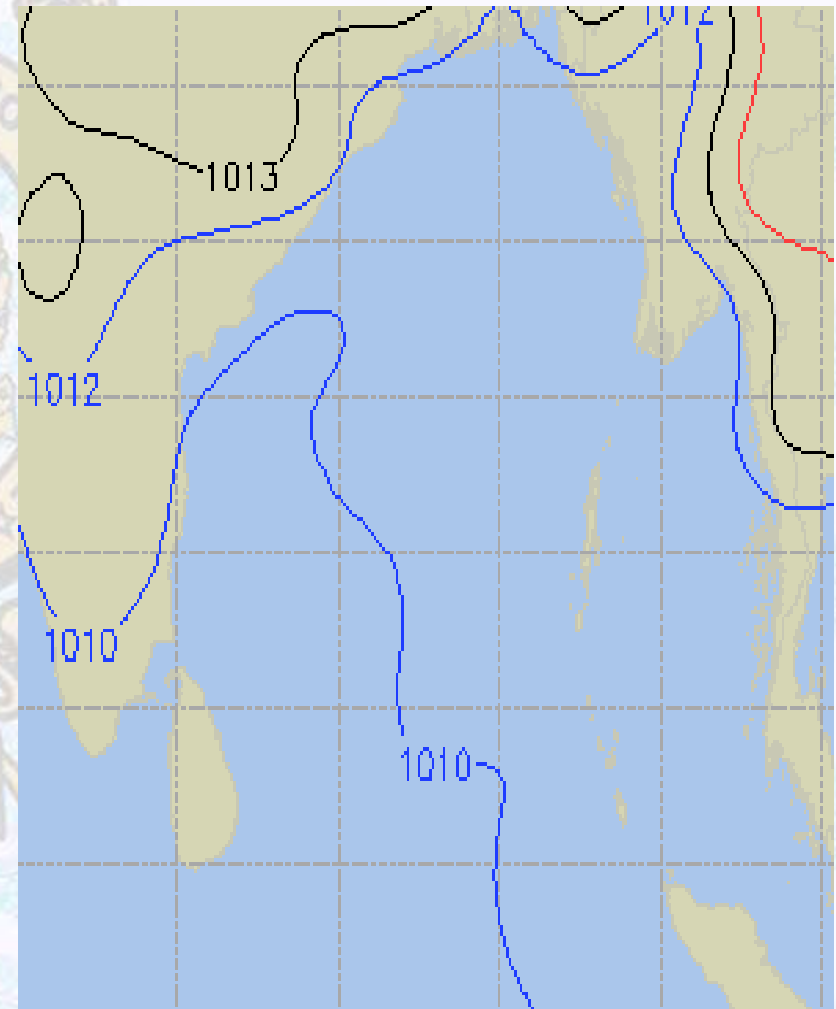
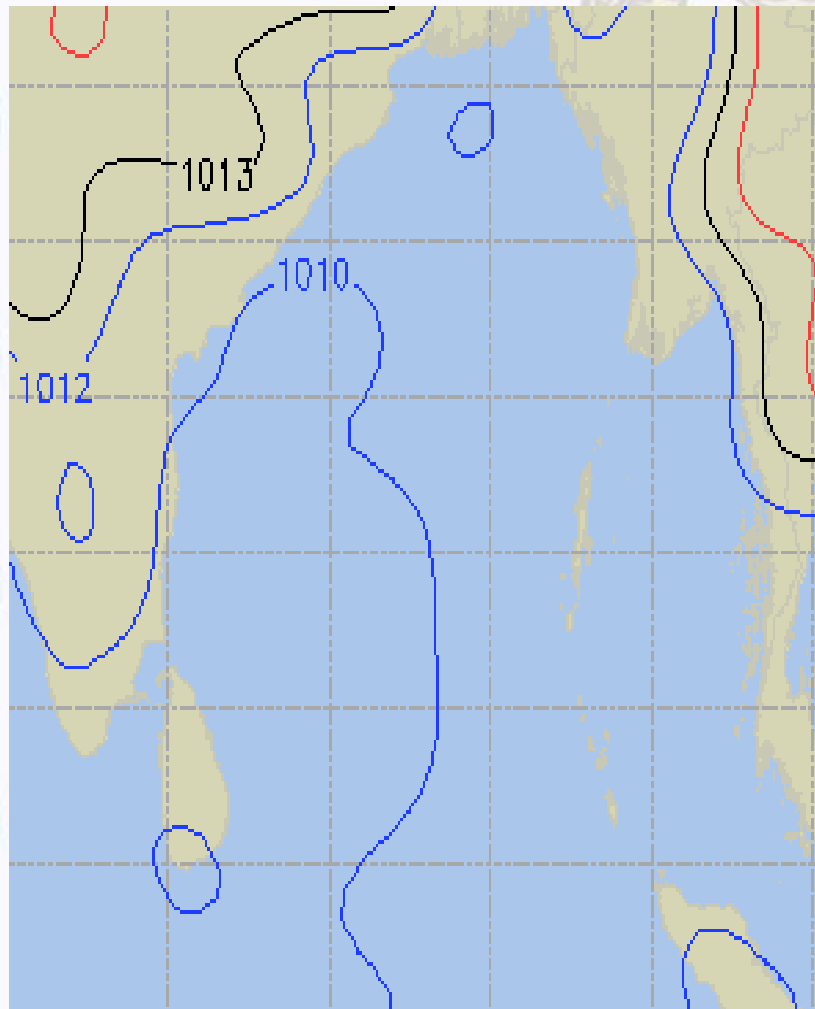




Surface Pressure forecast– 04 & 05 Nov 2020

04 Nov 20 Wednesday

05 Nov 20 Thursday

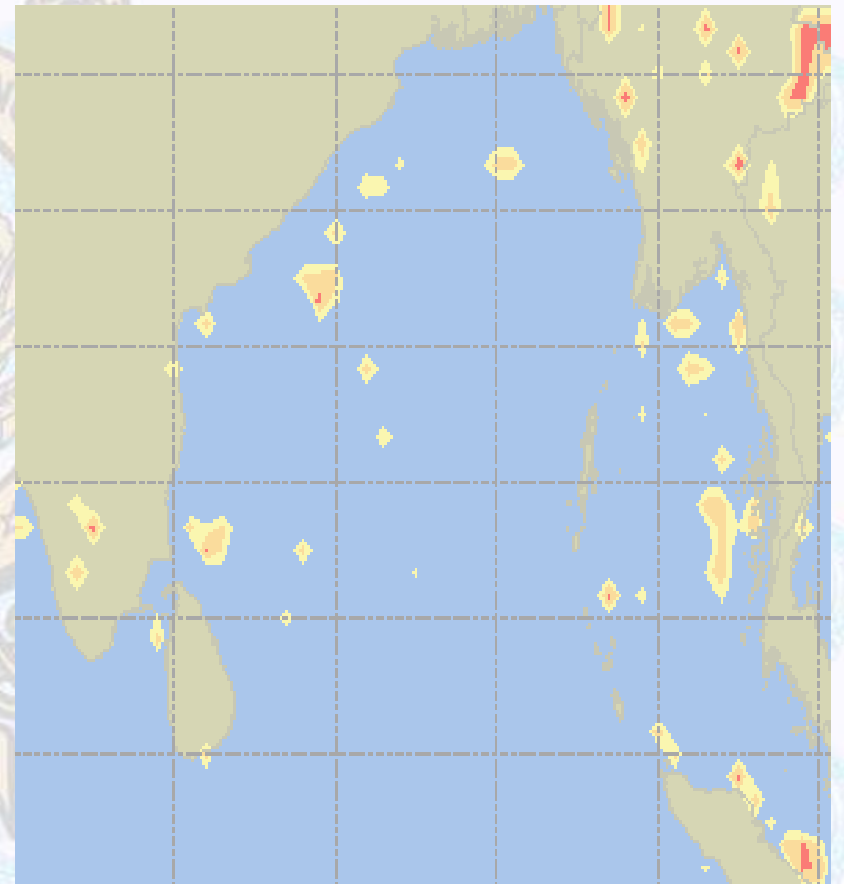
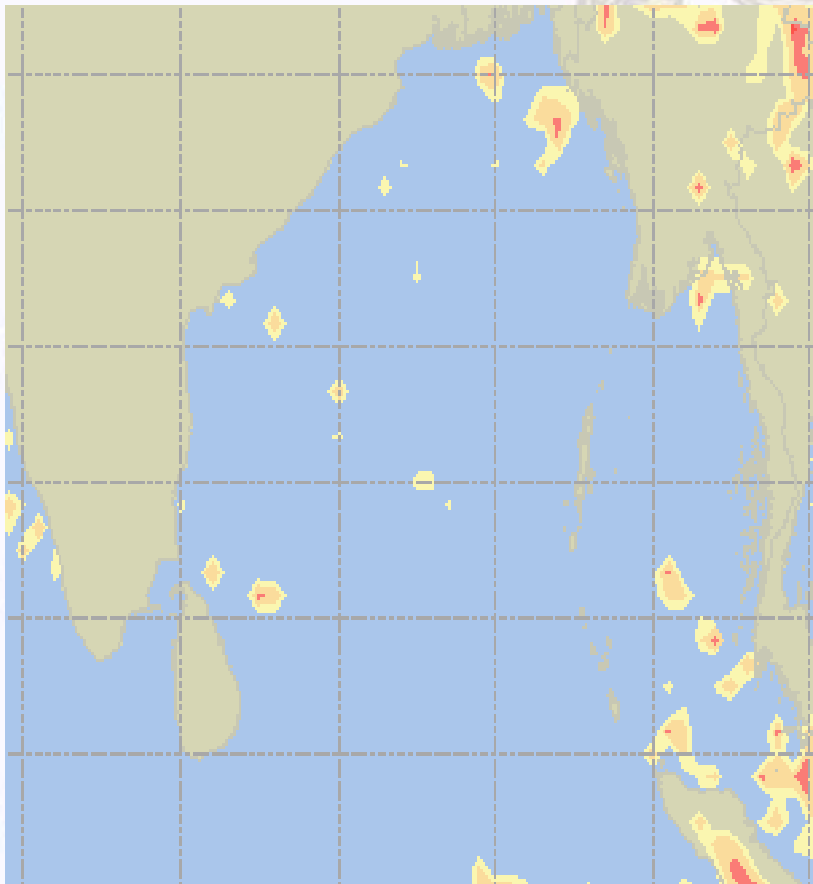




Visibility at Sea Forecast – 04 & 05 Nov 2020

04 Nov 20 Wednesday

05 Nov 20 Thursday



Visibility Scale:

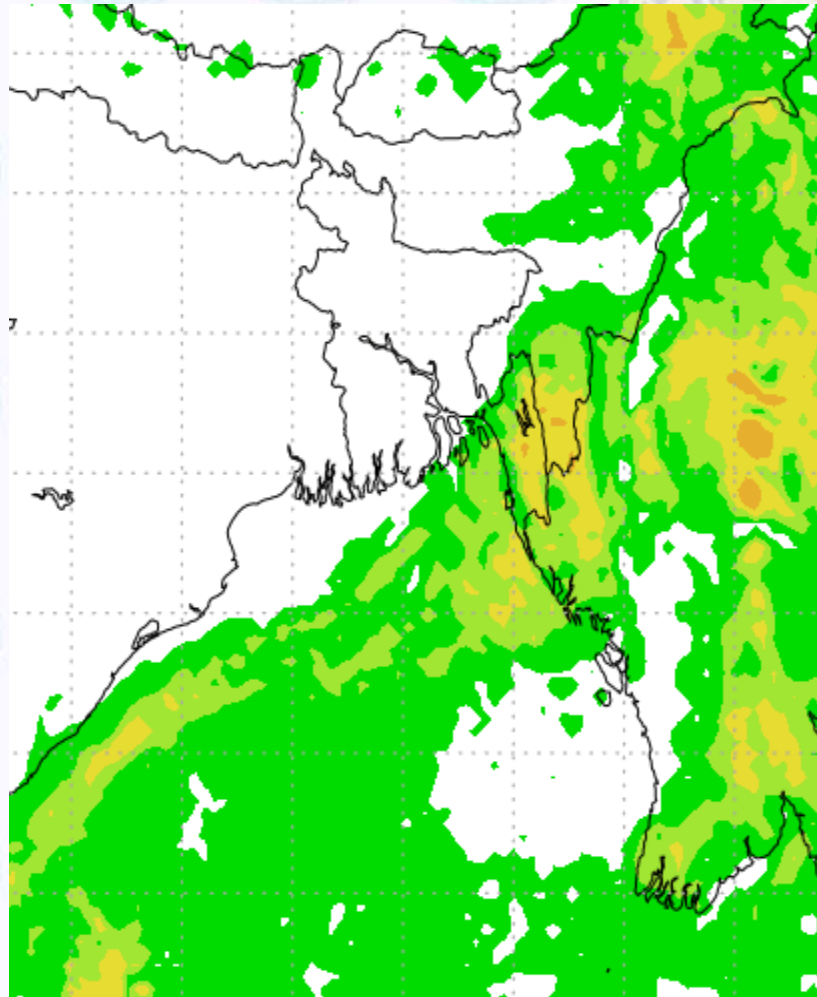


Ref (Slide 12-18): <http://www.weatheronline.co.uk/marine/weather?LEVEL>

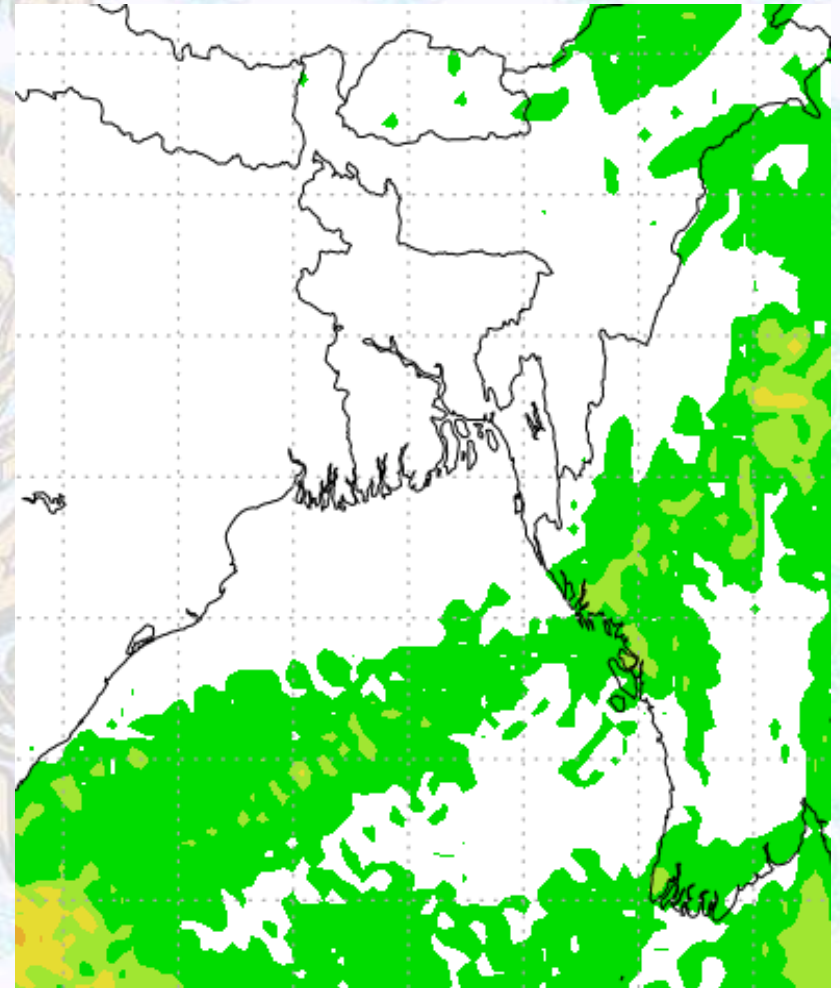


Precipitation

Rain(mm) 04 & 05 Nov 2020



Rain(mm) 05 & 06 Nov 2020



Precipitation Scale (mm):





Tidal Information

KHAL NO. 10

COX'S BAZAR

HIRAN POINT

04 Nov 2020	Time	Height		Time	Height		Time	Height
	0223	4.78		0023	3.34		0003	3.05
	0901	0.62		0658	0.79		0629	0.96
	1445	4.37		1235	2.96		1218	2.73
	2104	0.61		1904	0.82		1826	0.86
05 Nov 2020	Time	Height		Time	Height		Time	Height
	0253	4.65		0057	3.20		0034	2.97
	0933	0.72		0730	0.86		0702	1.06
	1520	4.19		1310	2.81		1251	2.64
	2137	0.77		1935	0.92		1858	0.97
06 Nov 2020	Time	Height		Time	Height		Time	Height
	0330	4.48		0135	3.05		0109	2.88
	1012	0.86		0807	0.95		0740	1.18
	1604	3.97		1352	2.65		1330	2.53
	2217	1.00		2012	1.05		1935	1.11