



WEATHER FORECAST FOR BN

09 OCT-12 OCT 2020





WEATHER FORECAST – DHAKA

09.10.2020

Hourly	2 PM	4 PM	8 PM	11 PM
Temp. / Dew Point	33 / 25	33 / 25	31 / 25	30 / 25
Wind	5 km/h NW	4 km/h NW	4 km/h NW	3 km/h NW
Humidity	59%	61%	71%	76%
Chance of Precip	2%	2%	6%	24%
Cloud Cover	61%	42%	31%	34%
Conditions	Partly Cloudy	Partly Cloudy	Partly Cloudy	Partly Cloudy
Sunrise Sunset	05: 53 AM 17: 37 PM			

Conditions

Pressure : 1005 hpa

Visibility : 4.02 km

Ref: <https://www.wunderground.com/weather/bd/dhaka>



WEATHER FORECAST – CHATTOGRAM

09.10.2020

Hourly	2 PM	4 PM	8 PM	11 PM
Temp. / Dew Point	33 / 27	33 / 27	30 / 28	29 / 27
Wind	9 km/h WNW	11 km/h WSW	5 km/h SW	3 km/h S
Humidity	69%	72%	89%	91%
Chance of Precip.	3%	13%	18%	54%
Cloud Cover	33%	45%	61%	70%
Conditions	Partly Cloudy	Partly Cloudy	Partly Cloudy	Partly Cloudy
Sunrise	05: 47 AM			
Sunset	17: 32 PM			

Conditions

Pressure : 1005 hpa

Visibility : 11.27 Km

Ref: <https://www.wunderground.com/weather/bd/chittagong>



WEATHER FORECAST – KHULNA

09.10.2020

Hourly	2 PM	4 PM	8 PM	11 PM
Temp. / Dew Point	34 / 27	33 / 27	30 / 27	29 / 27
Wind	4 km/h WNW	5 km/h W	3 km/h W	2 km/h W
Humidity	69%	72%	87%	91%
Chance of Precip.	12%	11%	10%	36%
Cloud Cover	59%	48%	36%	50%
Conditions	Partly Cloudy	Partly Cloudy	Partly Cloudy	Partly Cloudy
Sunrise Sunset	05: 56 AM 17: 41 PM			

Conditions

Pressure : 1005 hpa

Visibility : 14.48 Km

Ref: <https://www.wunderground.com/weather/bd/khulna>



GENERAL WEATHER FORECAST – DHAKA

Description	10 Oct 2020	11 Oct 2020	12 Oct 2020
Temperature (C)	33 °C/ 27 °C	34 °C/ 27 °C	34 °C/ 27 °C
Summary	Cloudy	Cloudy	Cloudy
Sun Rise/Set	5h54m18s/17h36m18s	5h54m42s/17h35m12s	5h55m06s/17h34m24s
Day Length	11h42m00s	11h40m13s	11h41m13s
Moon Rise/ Set	11:51 PM 12:56 AM	- -	12:51 PM 2:35 AM
Moon Phase/ illu	Last Quarter, 44%	Waning Crescent, 90%	Waning Crescent, 23%
Nautical Twilight	05:04, 18:26	05:04, 18:25	05:04, 18:25
Civil Twilight	05:31, 18:00	05:30, 18:00	05:30, 18:00
Humidity	D : 73% N : 81%	D : 71% N : 83%	D : 69% N : 81%
Barometer (mb)	1007	1006	1005
Visibility	Good	Good	Good
Precip Chance	20%	20%	20%
Wind (mph)	4 Km/h sse	5 Km/h NW	4 Km/h Nne

Ref: <https://weather.com/weather/5day//BGXX0003:1:BG>



GENERAL WEATHER FORECAST– CHATTOGRAM

Description	10 Oct 2020	11 Oct 2020	12 Oct 2020
Temperature (C)	33 °C/ 26 °C	33 °C/ 26 °C	33 °C/ 26 °C
Summary	Cloudy/ Light Rain	Cloudy/ Light Rain	Cloudy/ Light Rain
Sun Rise/Set	5h47m48s/17h31m24s	5h48m06s/17h30m24s	5h48m24s/17h29m36s
Day Length	11h43m36s	11h42m18s	11h41m18s
Moon Rise/ Set	11:49 PM 12:47 AM	- -	12:48 PM 2:27 AM
Moon Phase/ illu	Last Quarter, 44%	Waning Crescent, 90%	Waning Crescent, 23%
NauticalTwilight	04:59, 18:20	04:59, 18:19	04:59, 18:19
Civil Twilight	05:25, 17:55	05:24, 17:55	05:24, 17:55
Humidity	D : 80% N : 90%	D : 78% N : 90%	D : 76% N : 90%
Barometer (mb)	1008	1007	1006
Visibility	Good	Good	Good
Precip Chance	20%	20%	40%
Wind (mph)	7 Km/h NW	7 Km/h NW	7 Km/h NW

Ref: <https://weather.com/weather/5day//BGXX0002:1:BG>




GENERAL WEATHER FORECAST – KHULNA

Description	10 Oct 2020	11 Oct 2020	12 Oct 2020
Temperature(C)	33°C/ 27°C	34°C/ 27°C	34°C/ 27°C
Summary	Cloudy	Cloudy	Cloudy
Sun Rise/Set	5h56m48s/17h41m18s	5h57m30s/17h39m12s	5h57m54s/17h38m12s
Day Length	11h44m30s	11h41m42s	11h41m42s
Moon Rise/Set	11:01 PM 12:05 AM	- -	12:57 PM 2:37 AM
Moon Phase/illu	Waning Gibbous, 55%	Waning Crescent, 90%	Waning Crescent, 23%
Nautical Twilight	05:07, 18:30	05:08, 18:29	05:08, 18:29
Civil Twilight	05:33, 18:03	05:34, 18:02	05:34, 18:02
Humidity	D : 76% N : 84%	D : 74% N : 83%	D : 72% N : 83%
Barometer (mb)	1008	1006	1005
Visibility	Good	Good	Good
Precip Chance	60%	40%	20%
Wind (mph)	5 km/h NNE	5 km/h NNW	6 km/h N

Ref: <https://weather.com/weather/5day//BGXX0005:1:BG>



SATELLITE VIEW OF BAY OF BENGAL

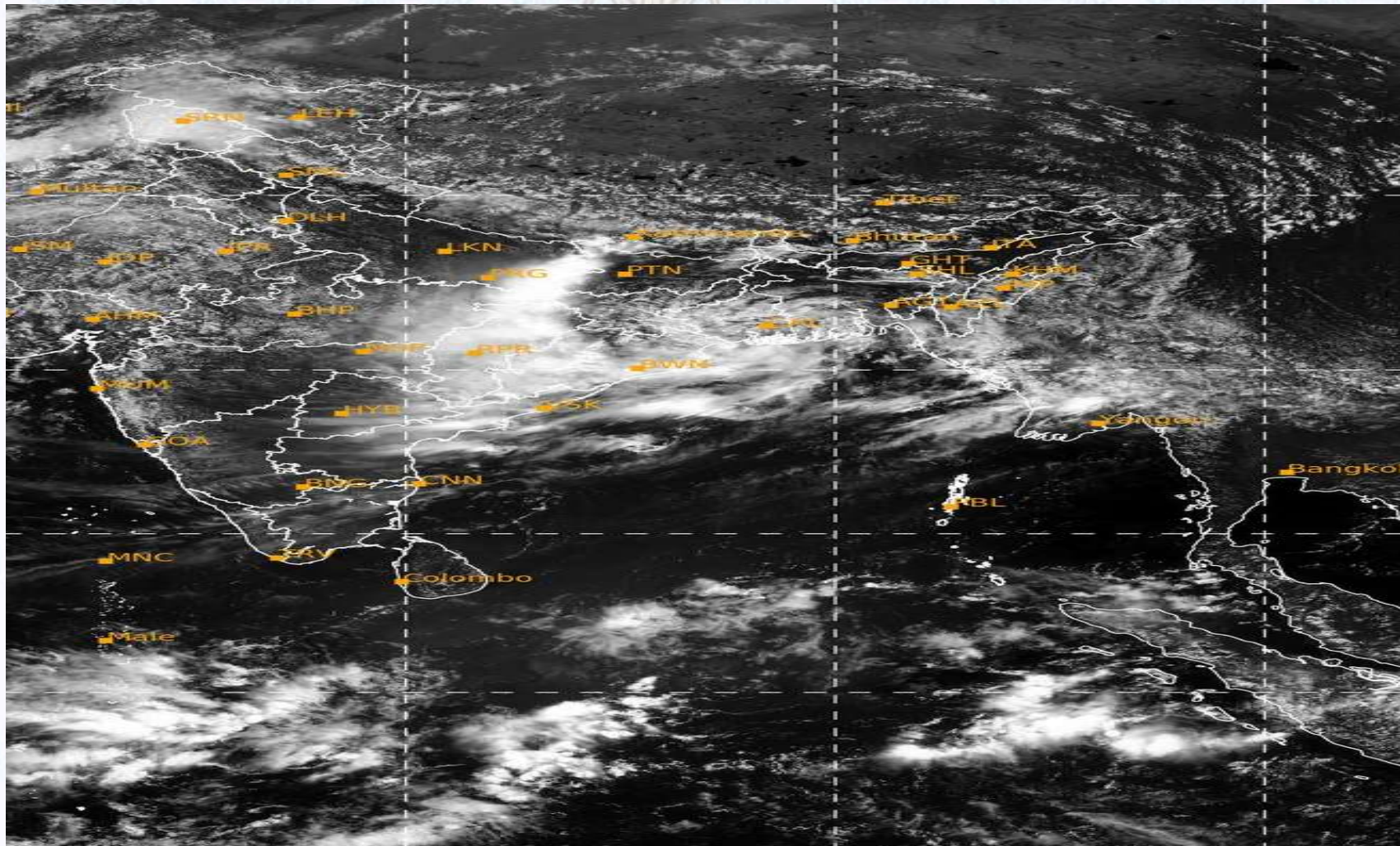


09/10/2020, 11:00 UTC MATSAT-IR

Ref: <http://satellite.imd.gov.in/insat.htm>



SATELLITE VIEW OF BAY OF BENGAL



09/10/2020, 11:00 MATSAT-VIS

Ref: <http://satellite.imd.gov.in/insat.htm>



Fleet Forecast Sea Area C-90 (Valid for 12 Hrs Commencing 1000 UTC of 09.10.2020)

Part One	NO STORM WARNING.	
Part Two	A LOW HAS FORMED OVER NORTH ANDAMAN SEA AND ADJOINING AREA. MONSOON IS WEAK OVER NORTH BAY.	
Part Three	Weather	TEMPORARY RAIN/THUNDER SHOWERS OVER AREA C-90.
	Wind	EAST/SOUTH-EASTERLY, 08-12 KTS, TEMPORARY GUSTING TO 22 KTS.
	Visibility	03-05 KMS REDUCING TO 1500 M OR LESS IN RAIN/SHOWERS.
	Outlook	FOR SUBSEQUENT 12 HOURS: LITTLE CHANGE.
	MSL Pressure	AT = 09,0000 UTC. CHATTOGRAM =1005 HPA



Inland River Port Warning (VALID TILL 06 PM OF 09.10.2020)

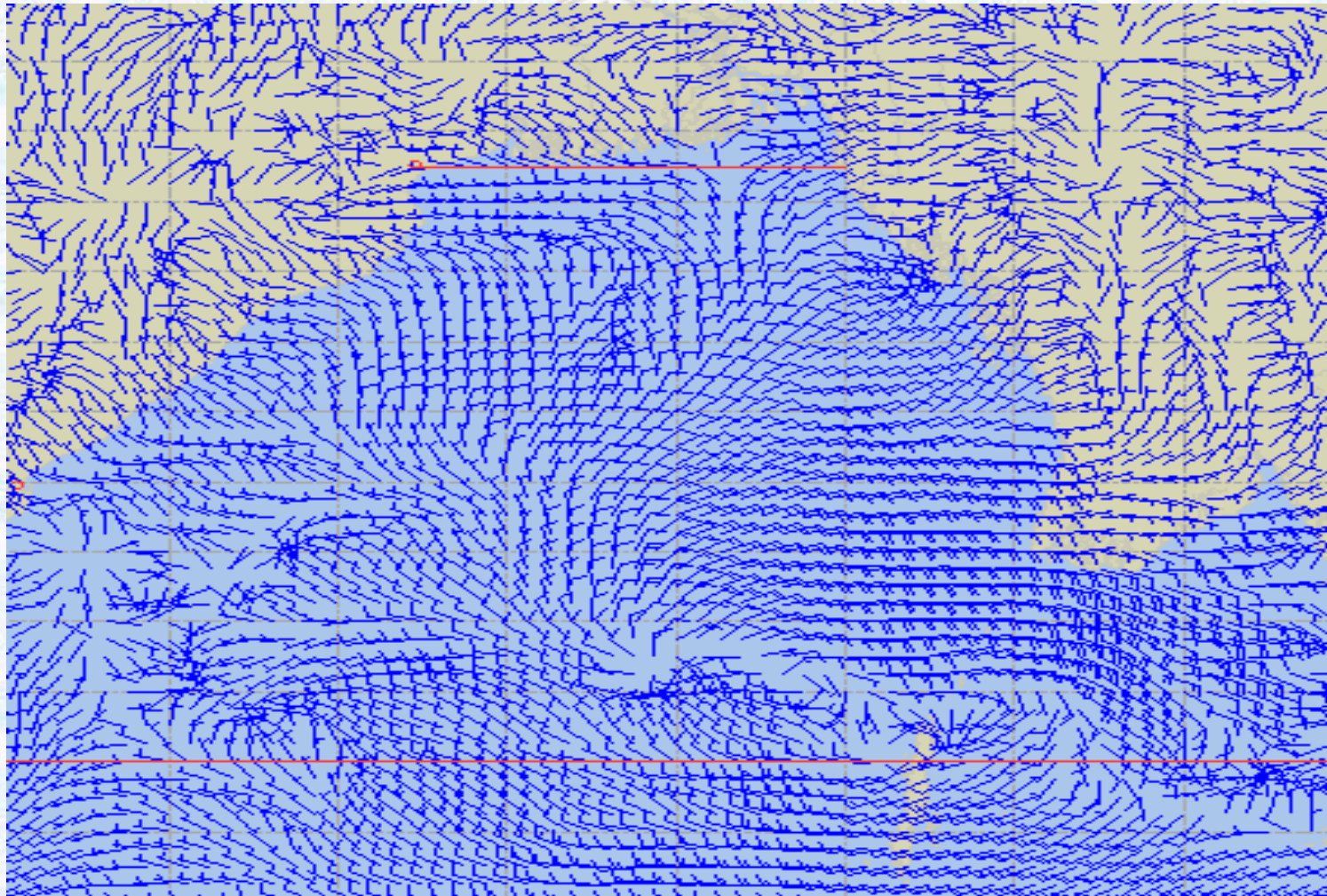
THERE IS NO INLAND RIVERPORT WARNING AND NO SIGNAL IS TO BE HOISTED.



Ref: <http://www.bmd.gov.bd/?/home>



Surface Wind Forecast- 10 Oct - 2020



Legend:



**Calm
Winds**



5 Knots



10 Knots





60 Knots



Surface Wind Forecast – 11 & 12 Oct- 2020

11 Oct 20 Sunday

12 Oct 20 Monday



Legend:



Calm
Winds



5 Knots



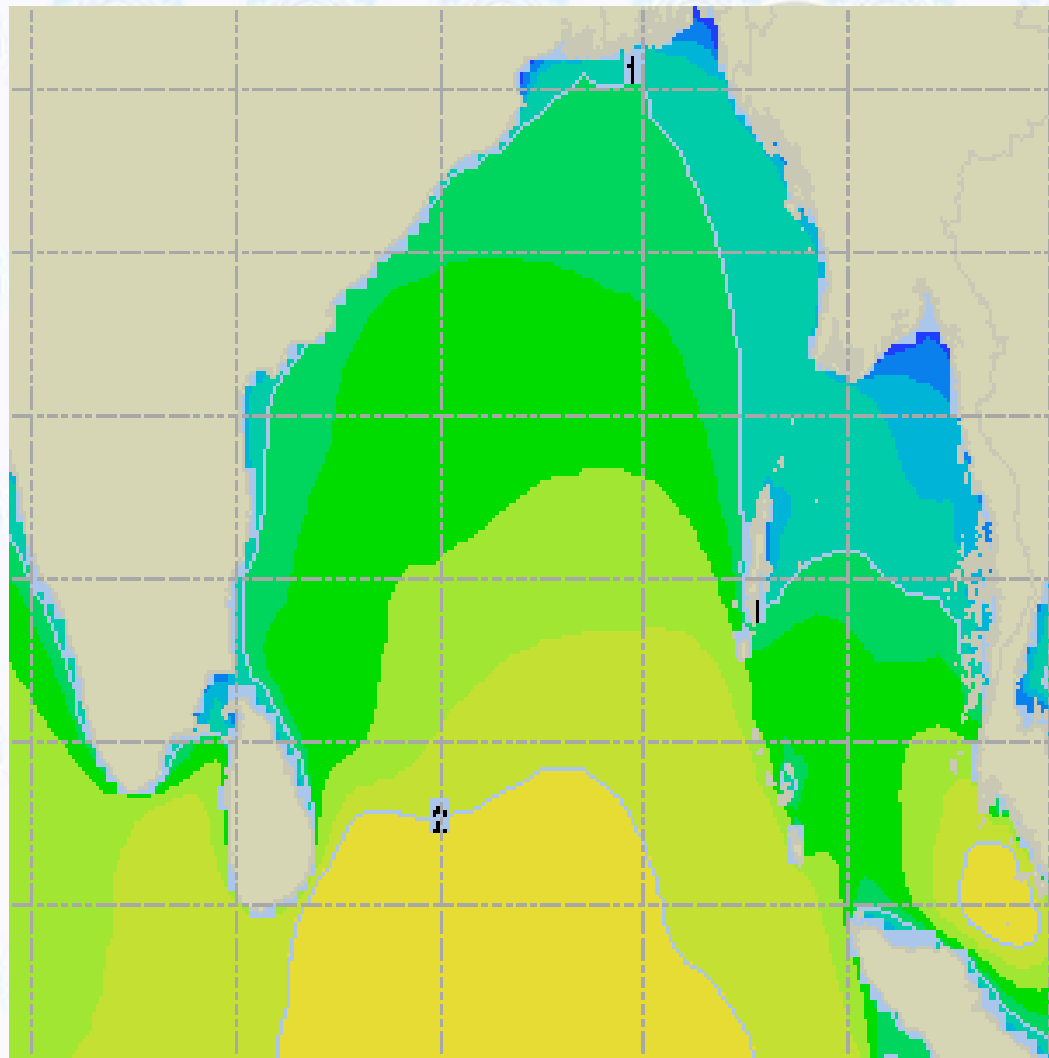
10 Knots



60 Knots



Sea State Forecast – 10 Oct- 2020



Sea State	Ht (m)
0	0-0.1
1	0-0.1
2	0.1-0.5
3	0.5-1.25
4	1.25-2.5
5	2.5-4.0
6	4-6
7	6-9
8	9-14
9	Over 14

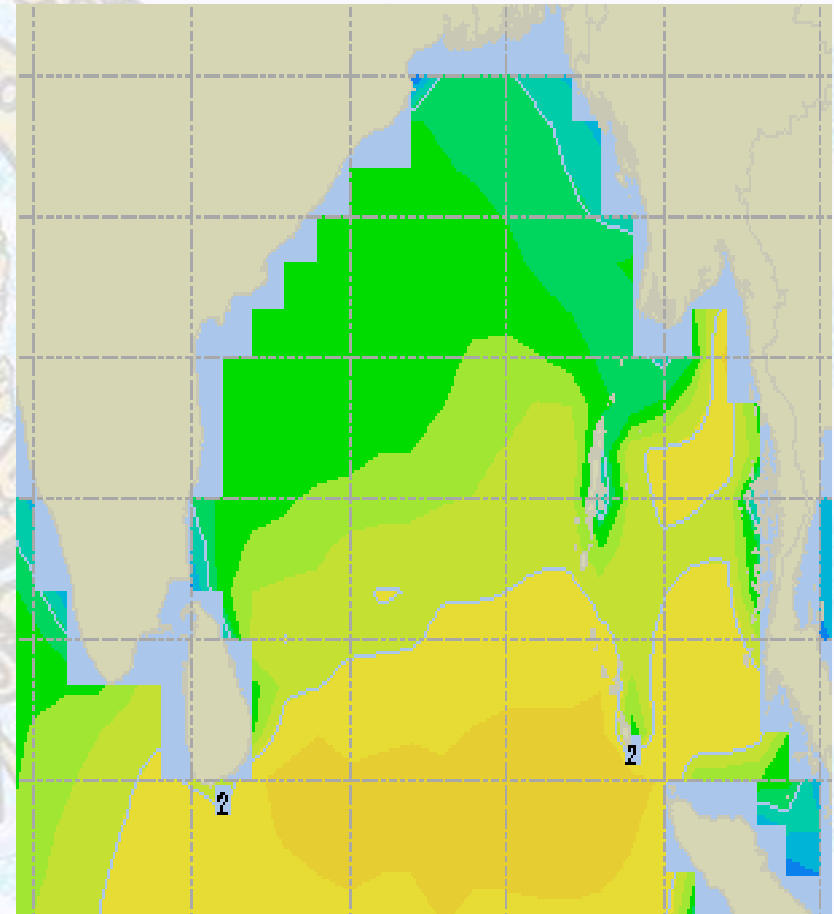
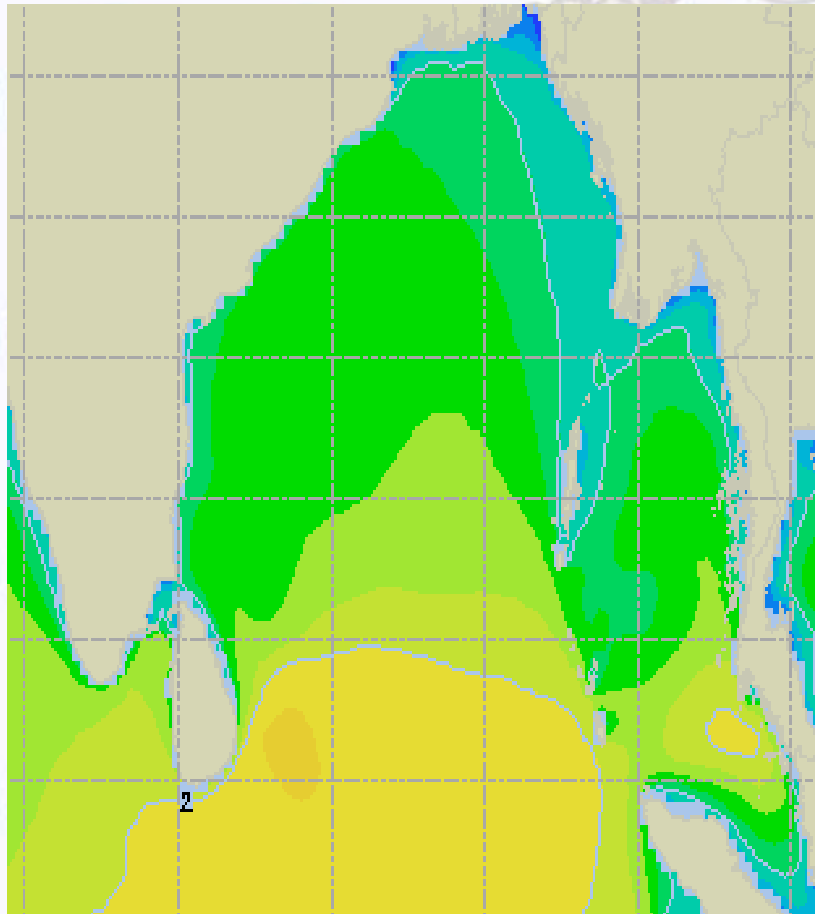




Sea State Forecast – 11 & 12 Oct- 2020

11 Oct 20 Sunday

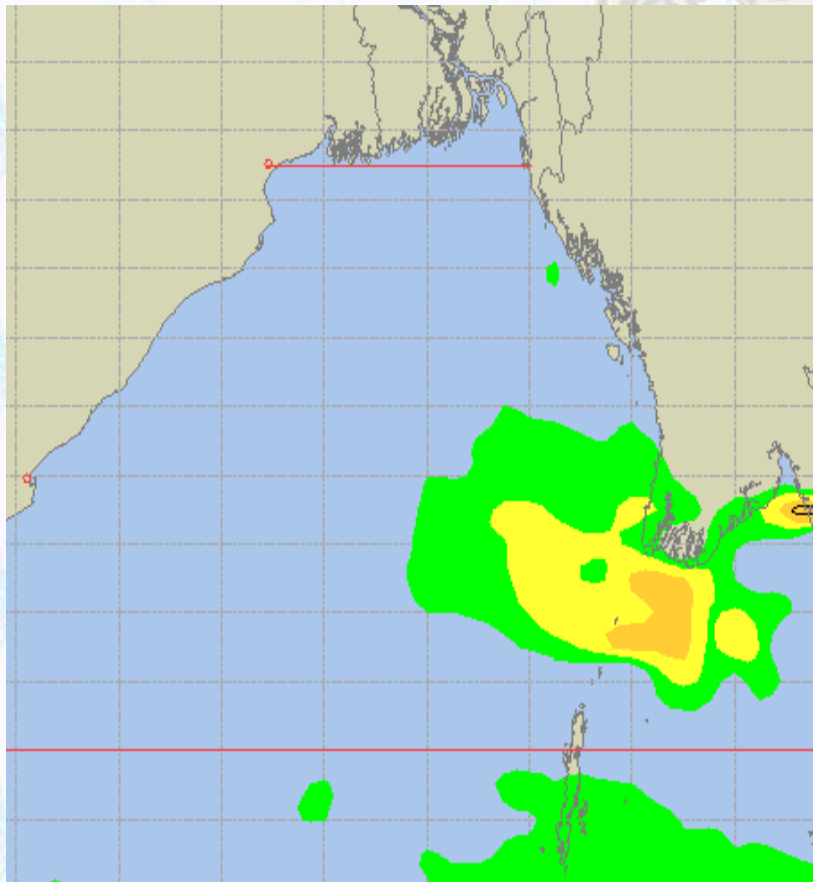
12 Oct 20 Monday



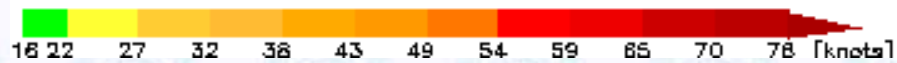
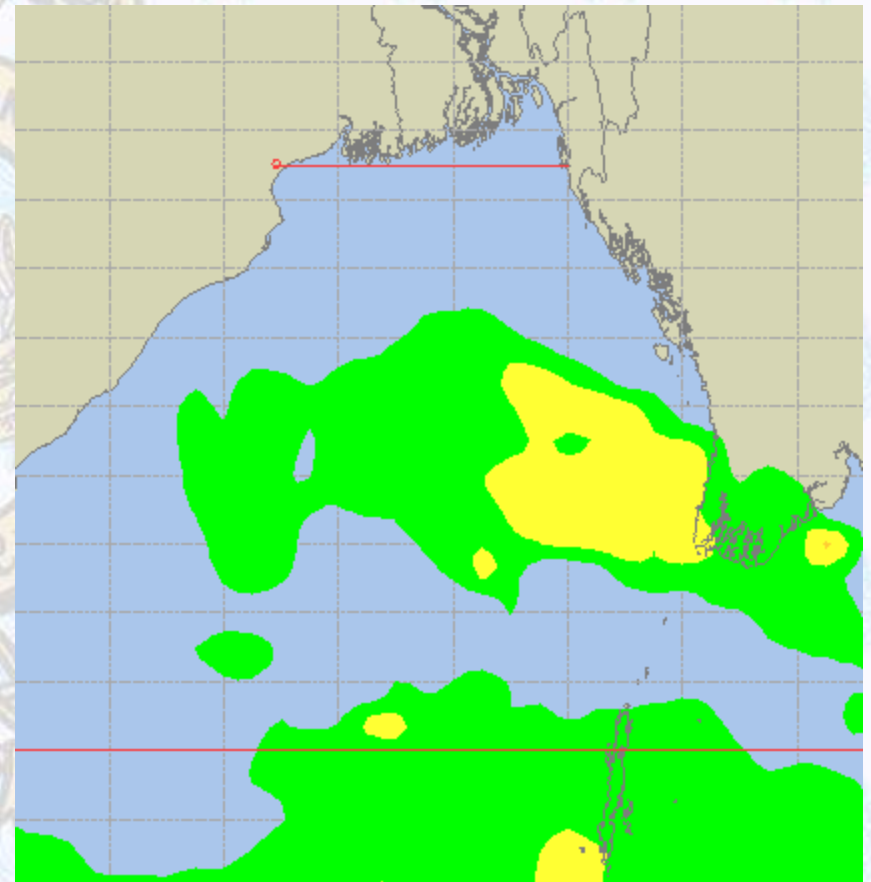


Peak Gusting Possibilities— 10 & 11 Oct 2020

10 Oct 20 Saturday



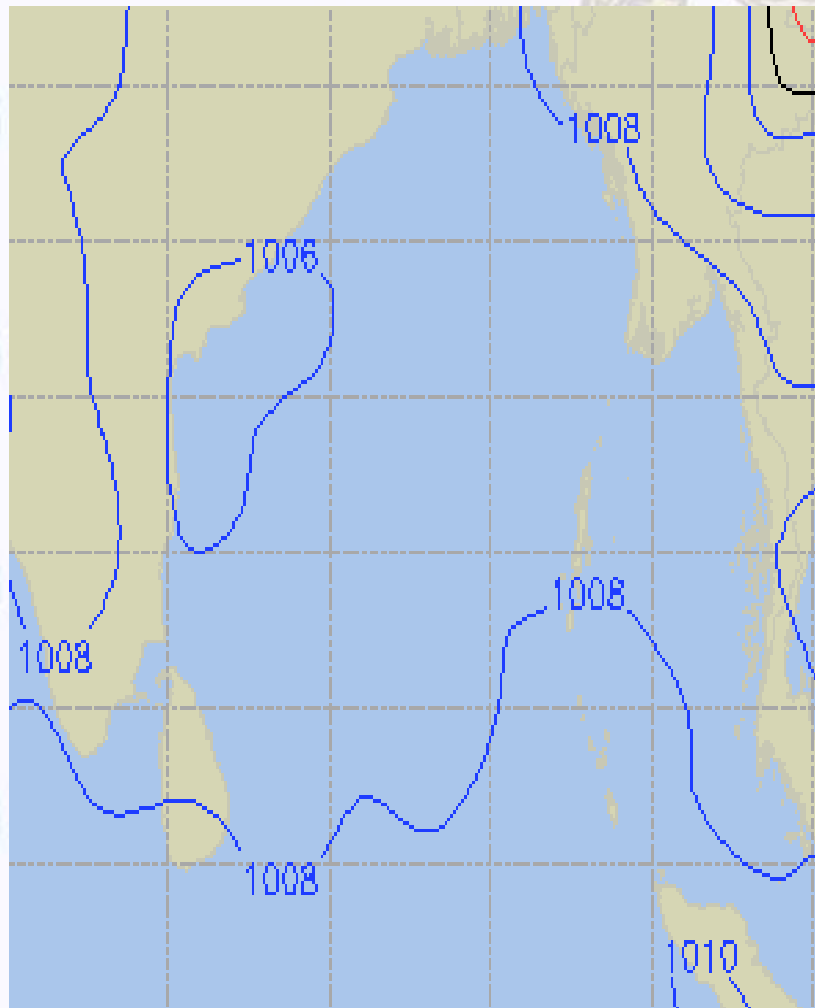
11 Oct 20 Sunday



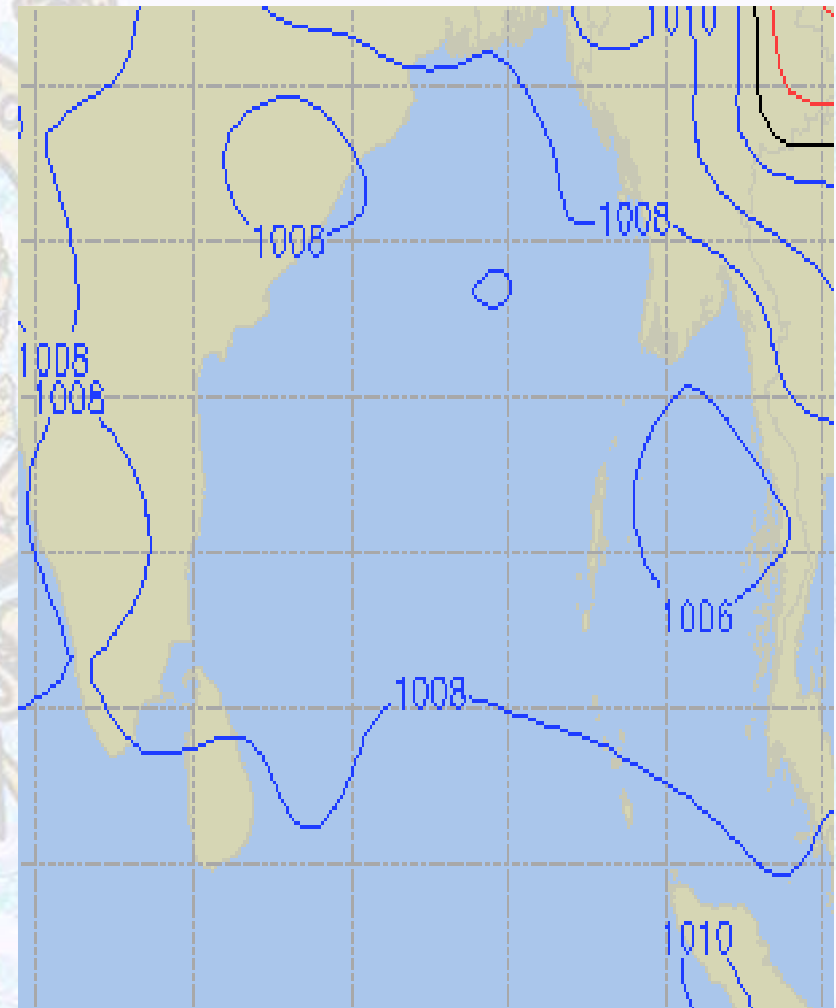


Surface Pressure forecast– 10 & 11 Oct 2020

10 Oct 20 Saturday



11 Oct 20 Sunday

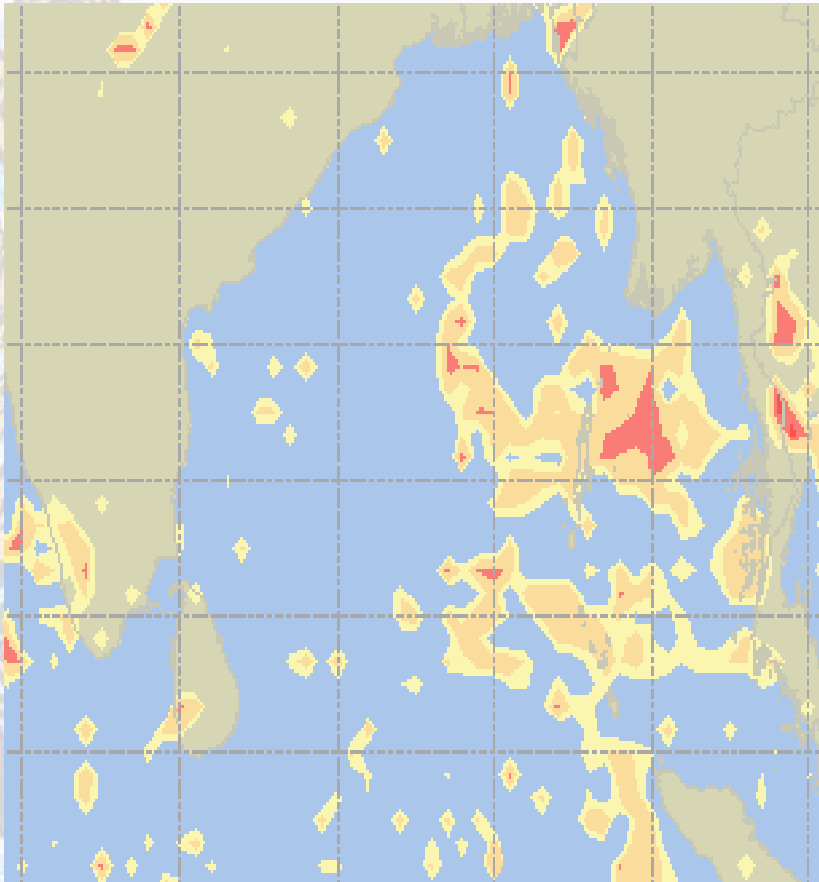
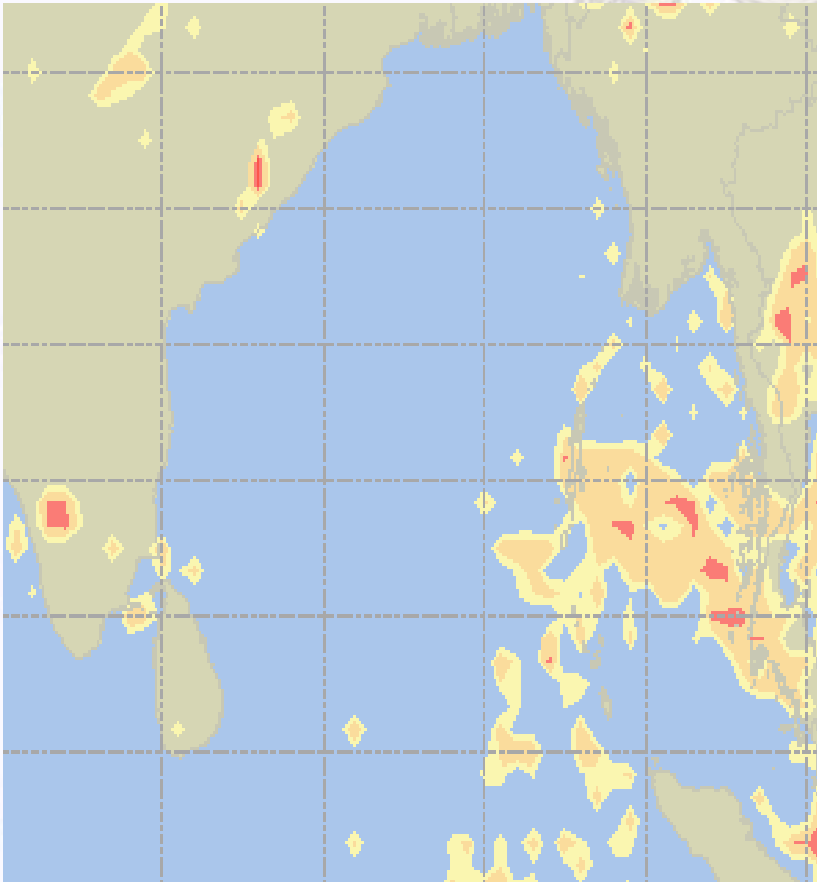




Visibility at Sea Forecast – 10 & 11 Oct 2020

10 Oct 20 Saturday

11 Oct 20 Sunday



Visibility Scale:

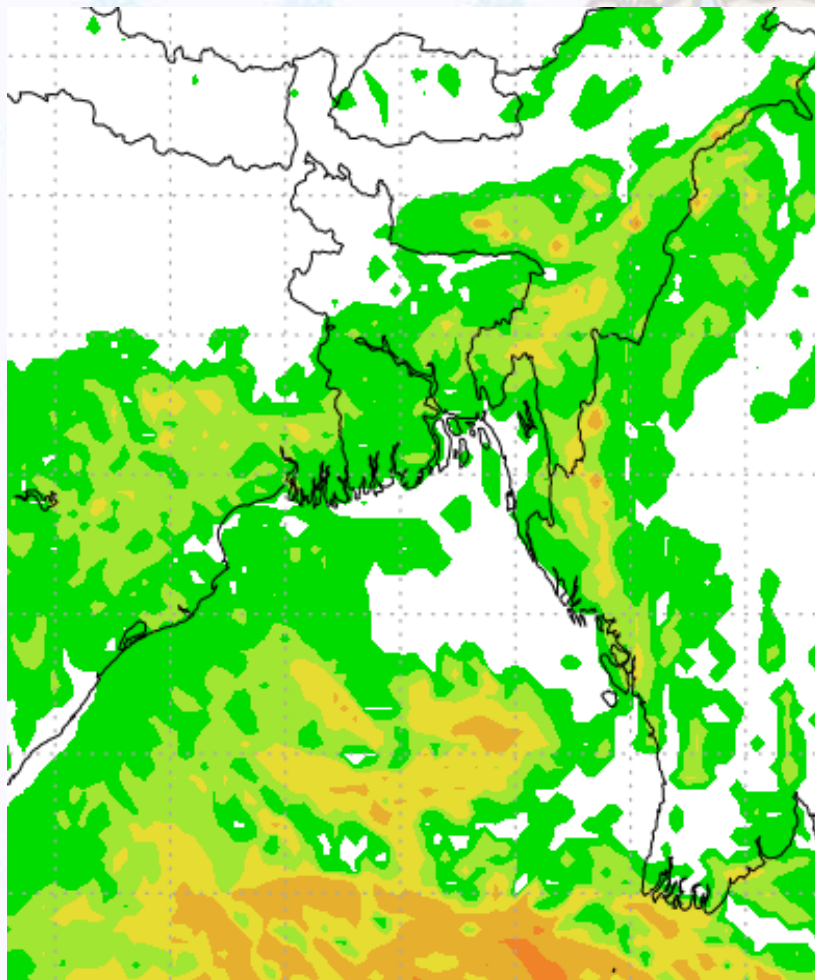


Ref (Slide 12-18): <http://www.weatheronline.co.uk/marine/weather?LEVEL>

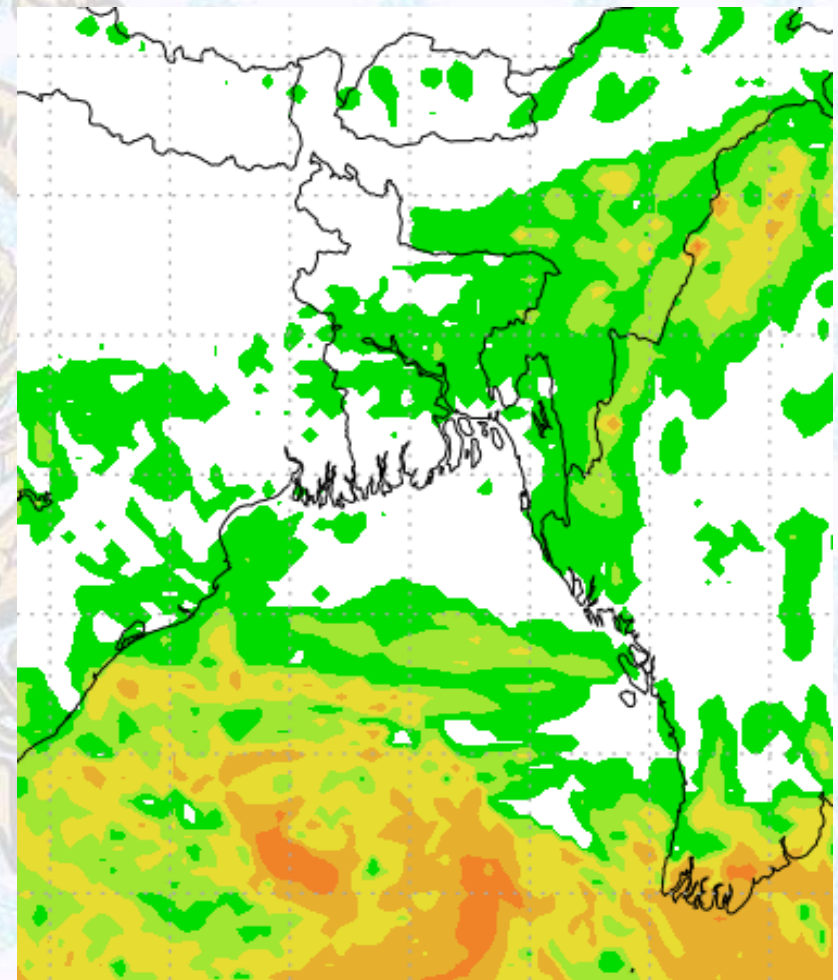


Precipitation

Rain(mm) 10 & 11 Oct 2020



Rain(mm) 11 & 12 Oct 2020



Precipitation Scale (mm):





Tidal Information

KHAL NO. 10

COX'S BAZAR

HIRAN POINT

Date	Time	Height		Time	Height		Time	Height
10 Oct 2020	0555	4.10		0340	2.69		0311	2.68
	1229	1.46		1014	1.35		0947	1.59
	1843	3.66		1615	2.42		1545	2.37
	-	-		2236	1.44		2200	1.54
11 Oct 2020	0044	1.50		0500	2.65		0437	2.62
	0710	3.99		1143	1.39		1130	1.59
	1351	1.33		1748	2.47		1729	2.37
	2004	3.72		-	-		2344	1.53
12 Oct 2020	0229	1.67		0013	1.44		0612	2.69
	0843	4.09		0629	2.77		1301	1.42
	1533	1.37		1314	1.28		1909	2.56
	2139	4.01		1913	2.71		-	-