



WEATHER FORECAST FOR BN

08 OCT-11 OCT 2020





WEATHER FORECAST – DHAKA

08.10.2020

Hourly	2 PM	4 PM	8 PM	11 PM
Temp. / Dew Point	32 / 25	32 / 25	30 / 25	29 / 25
Wind	4 km/h NW	4 km/h NW	2 km/h NW	0 km/h NNW
Humidity	64%	66%	77%	81%
Chance of Precip	16%	4%	5%	17%
Cloud Cover	61%	69%	38%	42%
Conditions	Mostly Cloudy	Mostly Cloudy	Partly Cloudy	Partly Cloudy
Sunrise Sunset	05: 53 AM 17: 37 PM			

Conditions

Pressure : 1009 hpa

Visibility : 3.54 km

Ref: <https://www.wunderground.com/weather/bd/dhaka>



WEATHER FORECAST – CHATTOGRAM

08.10.2020

Hourly	2 PM	4 PM	8 PM	11 PM
Temp. / Dew Point	32 / 27	31 / 27	29 / 27	29 / 27
Wind	9 km/h WNW	10 km/h WNW	4 km/h WNW	1 km/h NW
Humidity	78%	77%	89%	91%
Chance of Precip.	3%	11%	24%	22%
Cloud Cover	33%	33%	59%	60%
Conditions	Partly Cloudy	Partly Cloudy	Partly Cloudy	Partly Cloudy
Sunrise	05: 47 AM			
Sunset	17: 33 PM			

Conditions

Pressure : 1009 hpa

Visibility : 9.66 Km

Ref: <https://www.wunderground.com/weather/bd/chittagong>



WEATHER FORECAST – KHULNA

08.10.2020

Hourly	2 PM	4 PM	8 PM	11 PM
Temp. / Dew Point	33 / 27	32 / 27	29 / 27	28 / 27
Wind	4 km/h WNW	5 km/h W	3 km/h W	2 km/h W
Humidity	78%	82%	81%	93%
Chance of Precip.	15%	20%	16%	9%
Cloud Cover	54%	44%	49%	49%
Conditions	Partly Cloudy	Partly Cloudy	Partly Cloudy	Partly Cloudy
Sunrise Sunset	05: 56 AM 17: 42 PM			

Conditions

Pressure : 1009 hpa

Visibility : 14.48 Km

Ref: <https://www.wunderground.com/weather/bd/khulna>



GENERAL WEATHER FORECAST – DHAKA

Description	09 Oct 2020	10 Oct 2020	11 Oct 2020
Temperature (C)	34 °C/ 27 °C	35 °C/ 27 °C	34 °C/ 27 °C
Summary	Cloudy	Cloudy	Cloudy
Sun Rise/Set	5h53m54s/17h37m24s	5h54m18s/17h36m18s	5h54m42s/17h35m12s
Day Length	11h43m30s	11h42m00s	11h40m13s
Moon Rise/ Set	10:55PM 12:03AM	11:51 PM 12:56 AM	10:51 PM 12:06 AM
Moon Phase/ illu	Waning Gibbous, 55%	Last Quarter, 44%	Waning Crescent, 96%
Nautical Twilight	05:04, 18:27	05:04, 18:26	05:04, 18:25
Civil Twilight	05:31, 18:01	05:31, 18:00	05:30, 18:00
Humidity	D : 70% N : 81%	D : 68% N : 81%	D : 69% N : 81%
Barometer (mb)	1005	1004	1004
Visibility	Good	Good	Good
Precip Chance	20%	20%	20%
Wind (mph)	5 Km/h NNW	5 Km/h NW	5 Km/h NW

Ref: <https://weather.com/weather/5day//BGXX0003:1:BG>



GENERAL WEATHER FORECAST – CHATTOGRAM

Description	09 Oct 2020	10 Oct 2020	11 Oct 2020
Temperature (C)	33 °C/ 27 °C	33 °C/ 26 °C	33 °C/ 26 °C
Summary	Cloudy/ Light Rain	Cloudy/ Light Rain	Cloudy/ Light Rain
Sun Rise/Set	5h47m24s/17h32m30s	5h47m48s/17h31m24s	5h48m06s/17h30m24s
Day Length	11h45m06s	11h43m36s	11h42m18s
Moon Rise/ Set	10:52PM 11:54AM	11:49 PM 12:47 AM	10:51 PM 12:06 AM
Moon Phase/ illu	Waning Gibbous, 55%	Last Quarter, 44%	Waning Crescent, 96%
NauticalTwilight	04:59, 18:21	04:59, 18:20	04:59, 18:19
Civil Twilight	05:24, 17:55	05:25, 17:55	05:24, 17:55
Humidity	D : 80% N : 93%	D : 80% N : 90%	D : 78% N : 90%
Barometer (mb)	1007	1006	1006
Visibility	Good	Good	Good
Precip Chance	20%	20%	40%
Wind (mph)	6 Km/h NW	8 Km/h W	6 Km/h WNW

Ref: <https://weather.com/weather/5day//BGXX0002:1:BG>




GENERAL WEATHER FORECAST – KHULNA

Description	09 Oct 2020	10 Oct 2020	11 Oct 2020
Temperature(C)	34°C/ 27°C	34°C/ 27°C	35°C/ 27°C
Summary	Cloudy	Cloudy	Cloudy
Sun Rise/Set	5h56m24s/17h42m24s	5h56m48s/17h41m18s	5h57m30s/17h39m12s
Day Length	11h46m00s	11h44m30s	11h41m42s
Moon Rise/Set	10:09 PM 11:11 AM	11:01 PM 12:05 AM	10:51 PM 12:06 AM
Moon Phase/illu	Waning Gibbous, 65%	Waning Gibbous, 55%	Waning Crescent, 96%
Nautical Twilight	05:07, 18:31	05:07, 18:30	05:08, 18:29
Civil Twilight	05:33, 18:04	05:33, 18:03	05:34, 18:02
Humidity	D : 74% N : 84%	D : 73% N : 84%	D : 72% N : 83%
Barometer (mb)	1009	1008	1007
Visibility	Good	Good	Good
Precip Chance	40%	40%	40%
Wind (mph)	6 km/h N	6 km/h NNW	6 km/h N

Ref: <https://weather.com/weather/5day//BGXX0005:1:BG>



SATELLITE VIEW OF BAY OF BENGAL

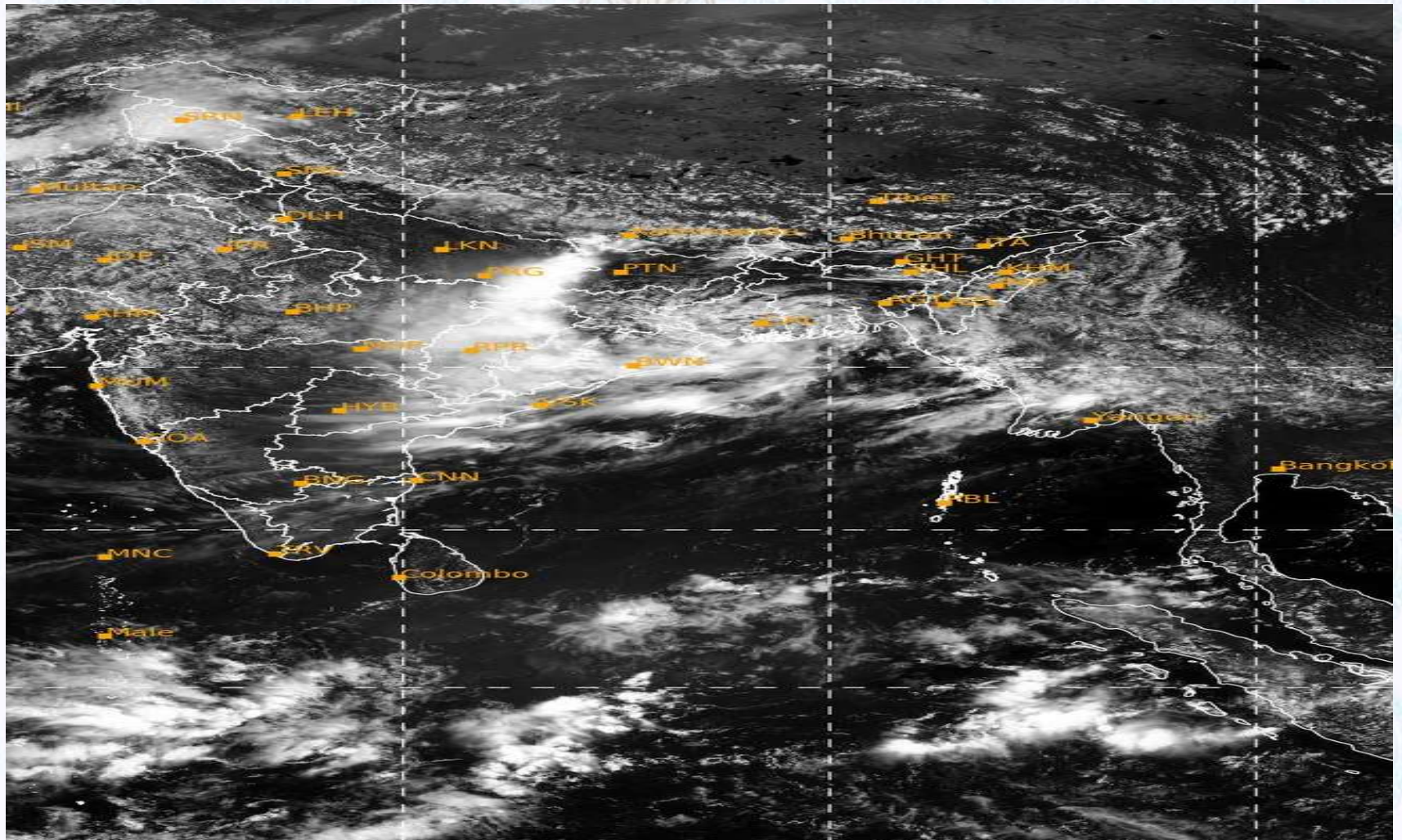


08/10/2020, 11:00 UTC MATSAT-IR

Ref: <http://satellite.imd.gov.in/insat.htm>



SATELLITE VIEW OF BAY OF BENGAL



08/10/2020, 11:00 MATSAT-VIS

Ref: <http://satellite.imd.gov.in/insat.htm>



Fleet Forecast Sea Area C-90 (Valid for 12 Hrs Commencing 1000 UTC of 08.10.2020)

Part One	NO STORM WARNING.	
Part Two	TROUGH OF LOW LIES OVER NORTH BAY. MONSOON IS WEAK OVER NORTH BAY.	
Part Three	Weather	TEMPORARY RAIN/ THUNDER SHOWERS OVER AREA C-90.
	Wind	SOUTH-WEST/SOUTHERLY, 08-12 KTS, TEMPORARY GUSTING TO 22 KTS.
	Visibility	03-05 KMS REDUCING TO 1500 M OR LESS IN RAIN/SHOWERS.
	Outlook	FOR SUBSEQUENT 12 HOURS: LITTLE CHANGE.
	MSL Pressure	AT = 08,0000 UTC. CHATTOGRAM =1009 HPA



Inland River Port Warning (VALID TILL 06 PM OF 08.10.2020)


THERE IS NO INLAND RIVERPORT WARNING AND NO SIGNAL IS TO BE HOISTED.



Ref: <http://www.bmd.gov.bd/?/home>



Surface Wind Forecast- 09 Oct - 2020



Legend:



**Calm
Winds**



5 Knots



10 Knots





60 Knots



Surface Wind Forecast – 10 & 11 Oct- 2020

10 Oct 20 Saturday

11 Oct 20 Sunday



Legend:



Calm
Winds



5 Knots



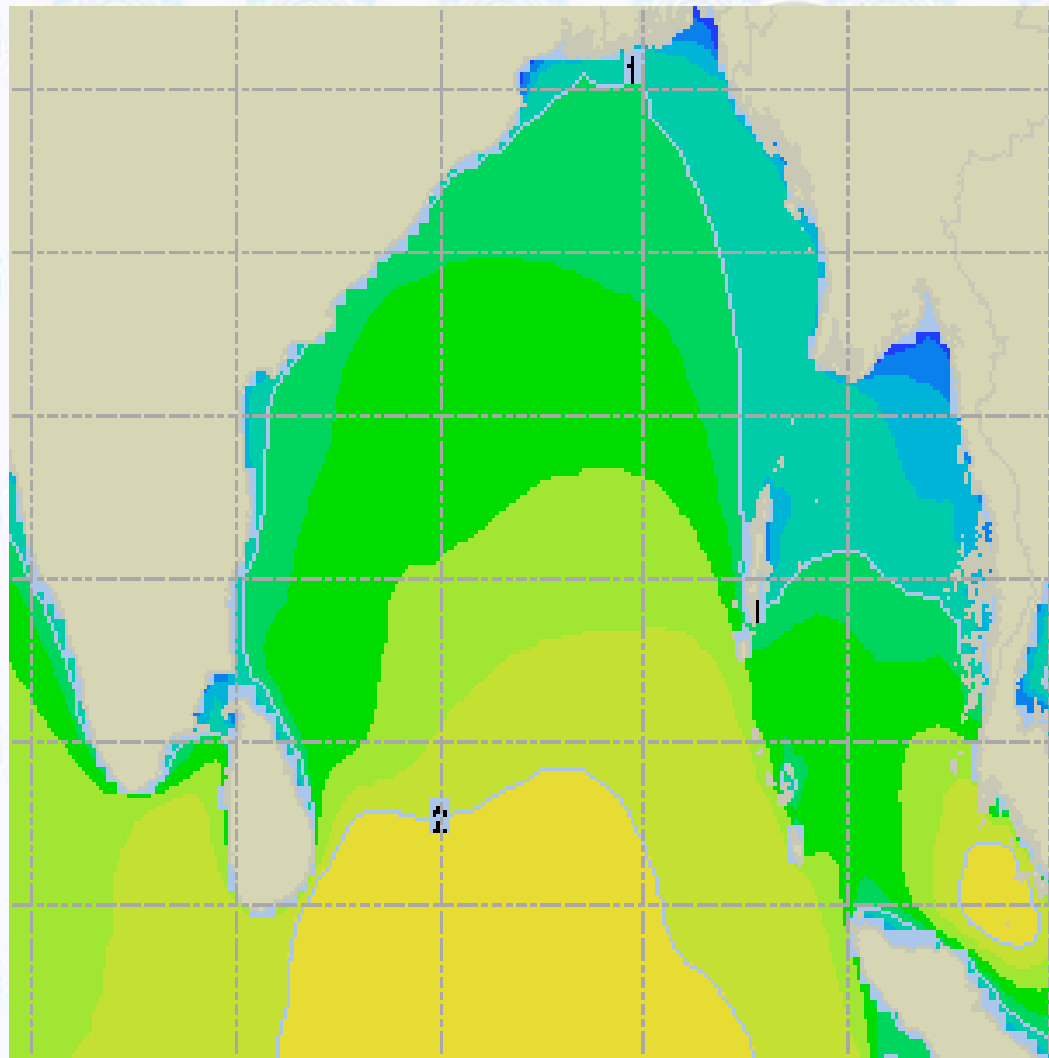
10 Knots



60 Knots



Sea State Forecast – 08 Oct- 2020



Sea State	Ht (m)
0	0-0.1
1	0-0.1
2	0.1-0.5
3	0.5-1.25
4	1.25-2.5
5	2.5-4.0
6	4-6
7	6-9
8	9-14
9	Over 14

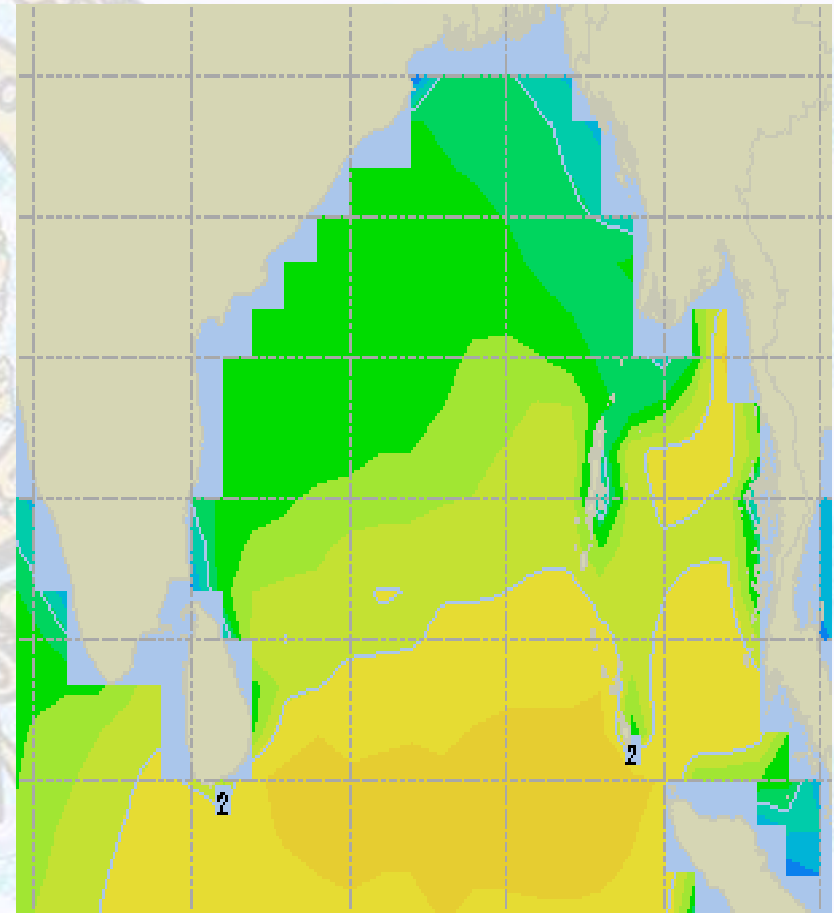
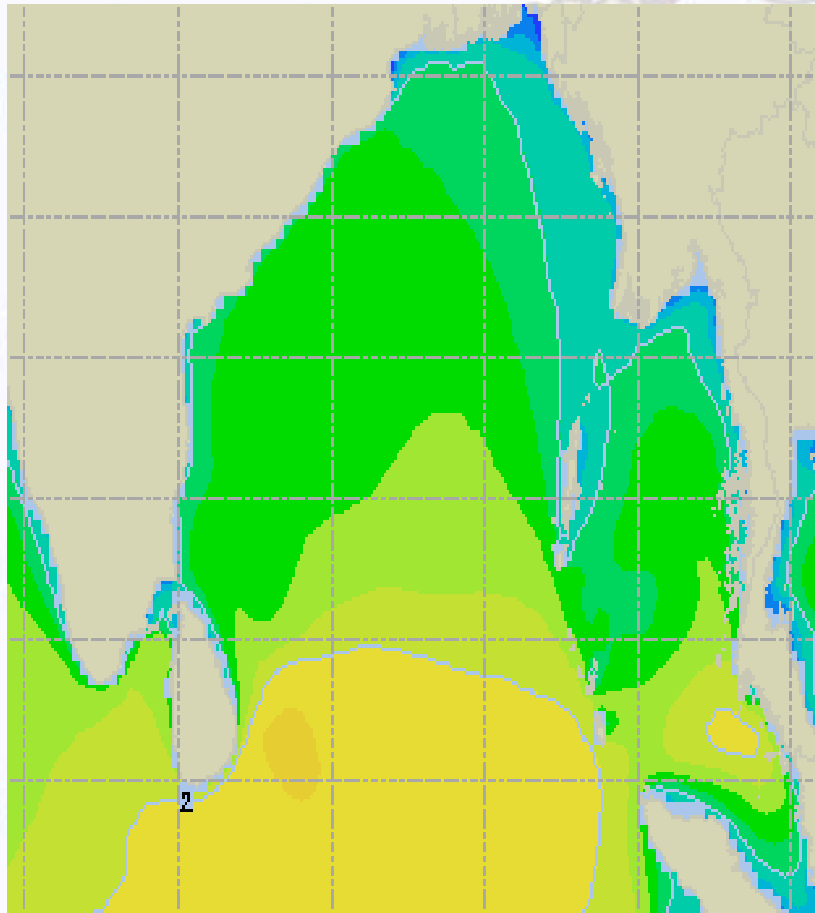




Sea State Forecast – 10 & 11 Oct- 2020

10 Oct 20 Saturday

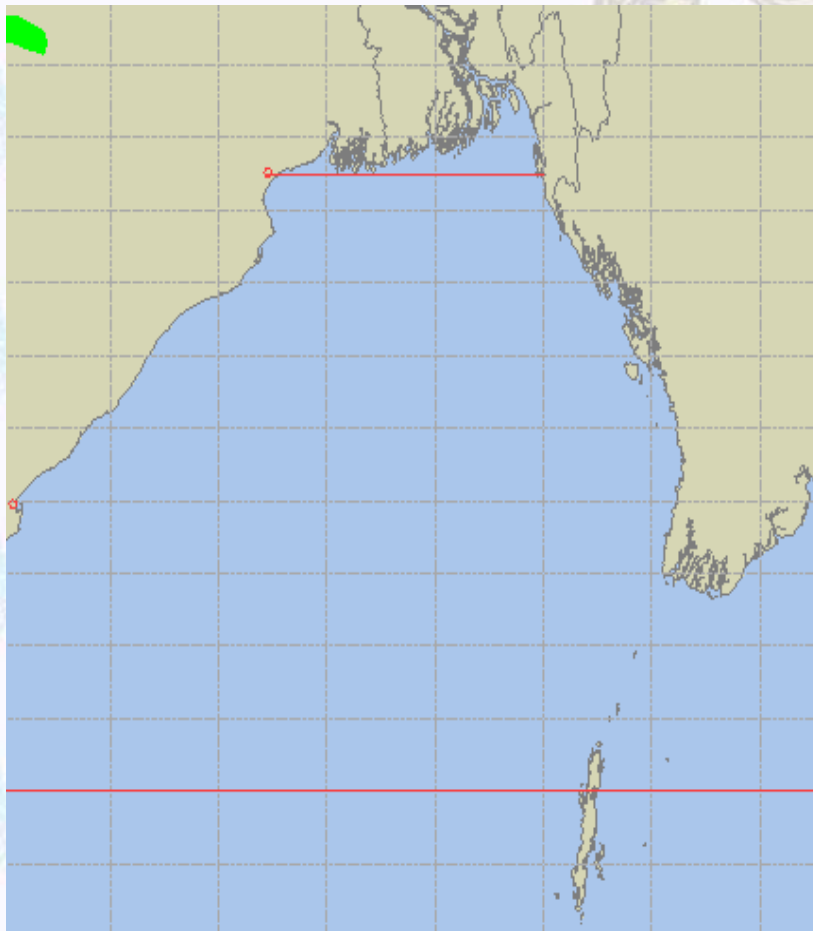
11 Oct 20 Sunday



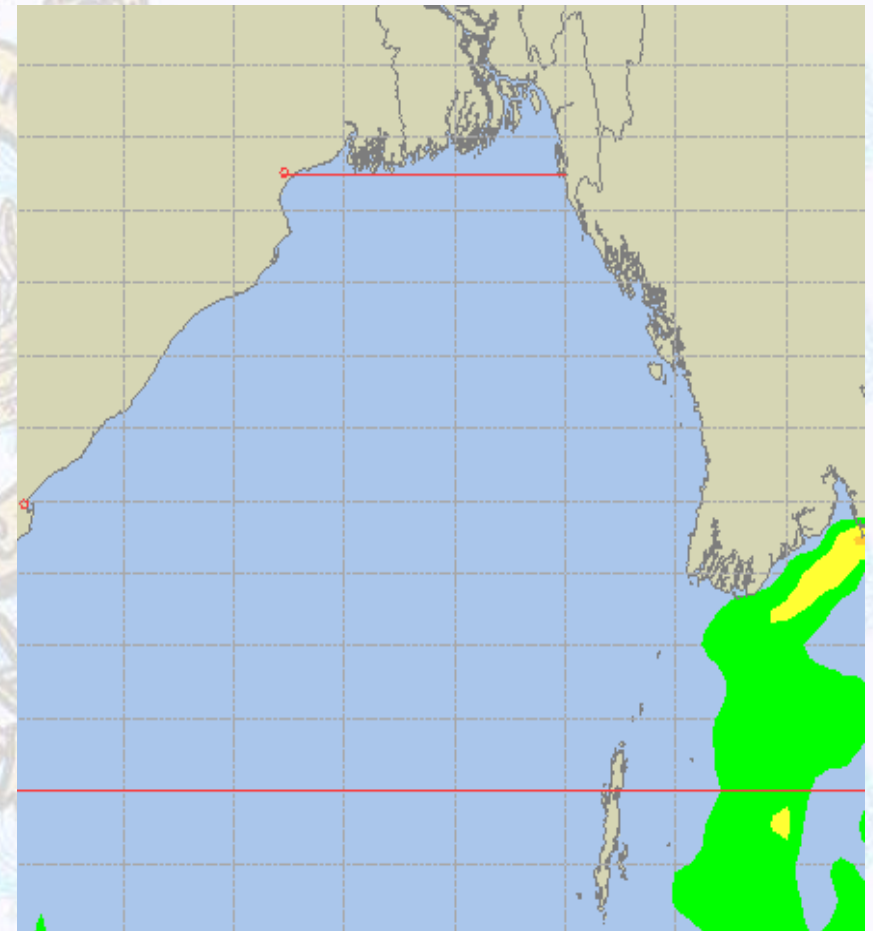


Peak Gusting Possibilities— 09 & 10 Oct 2020

09 Oct 20 Friday



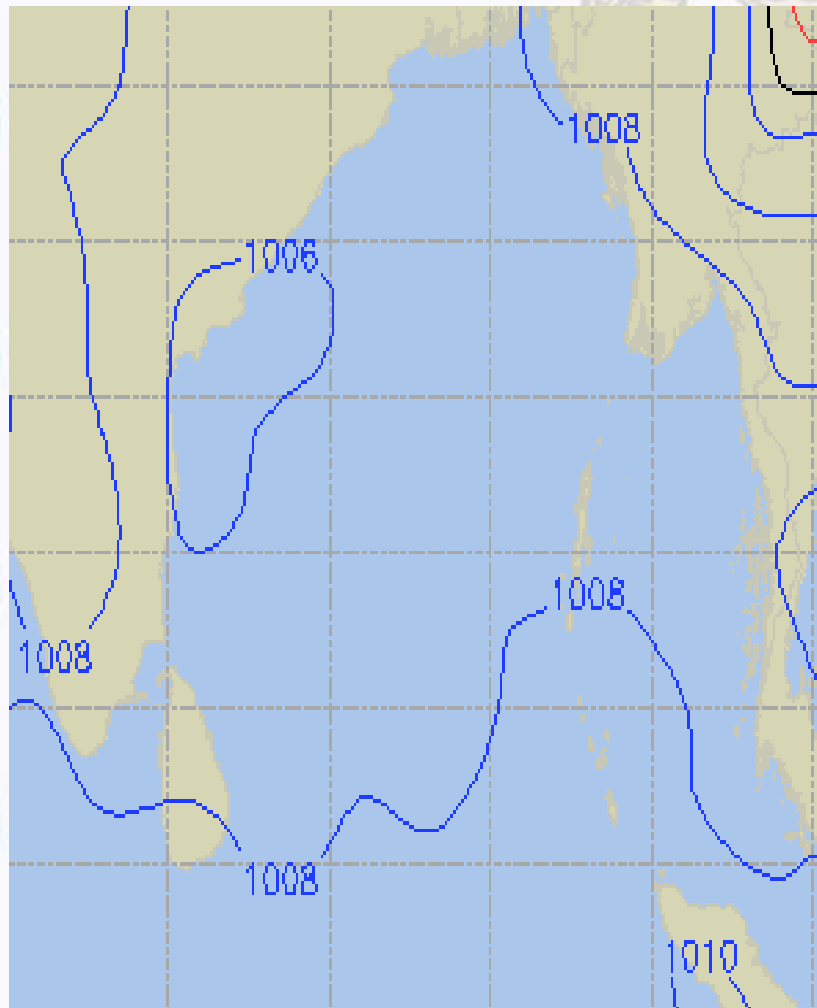
10 Oct 20 Saturday



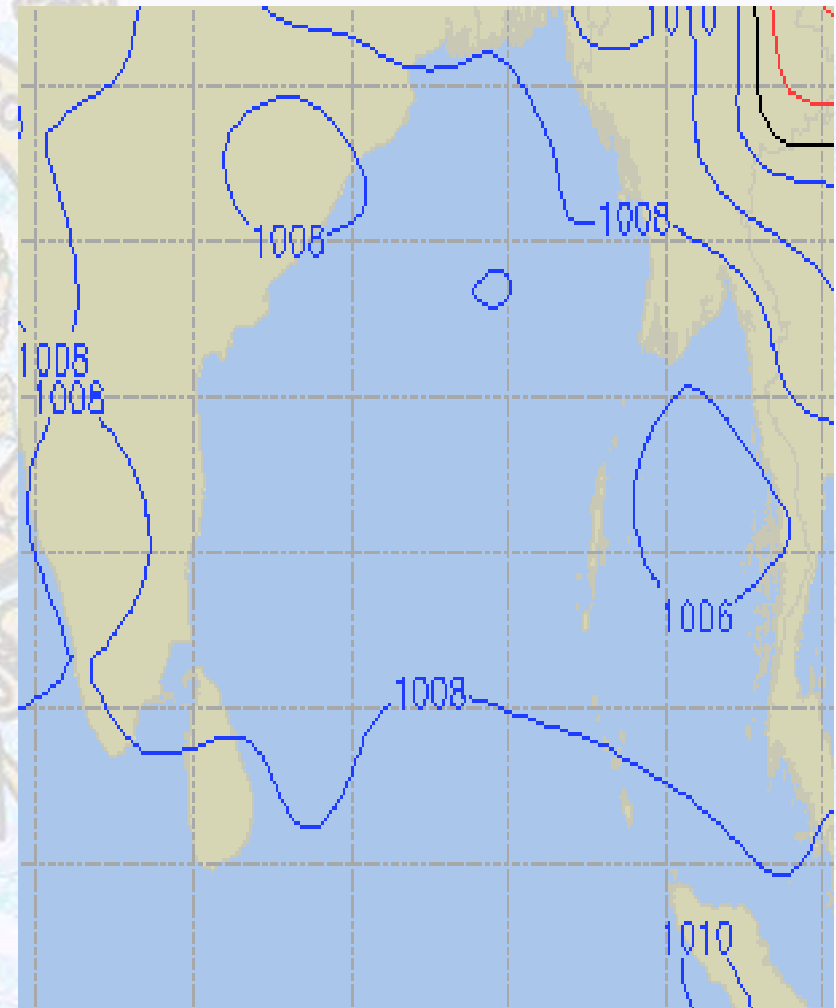


Surface Pressure forecast– 09 & 10 Oct 2020

09 Oct 20 Friday



10 Oct 20 Saturday

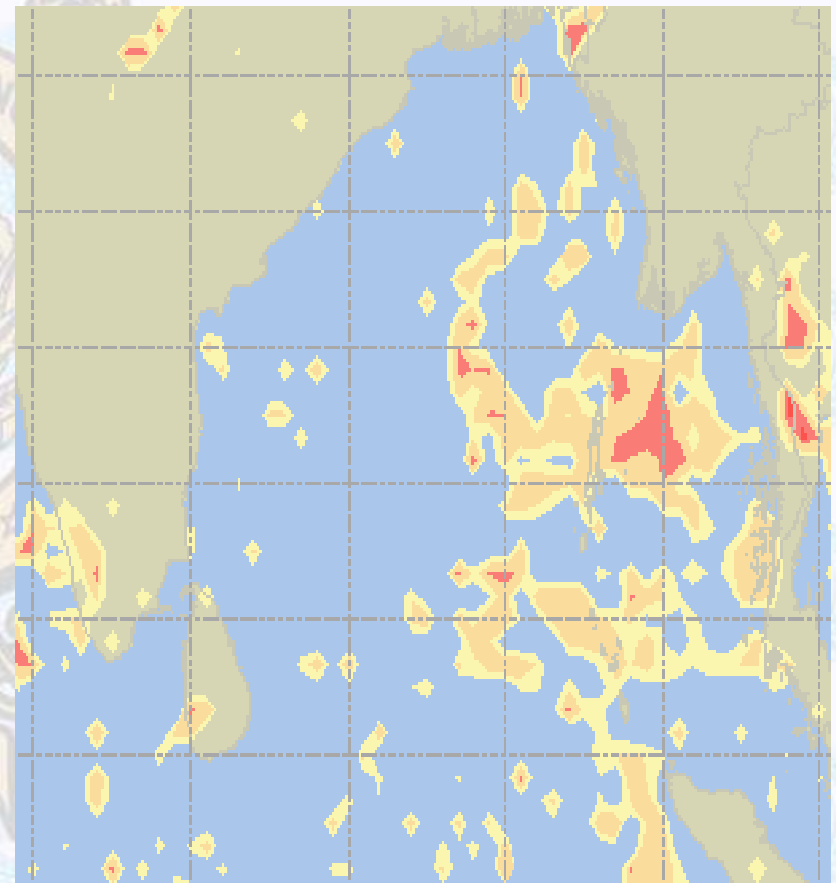
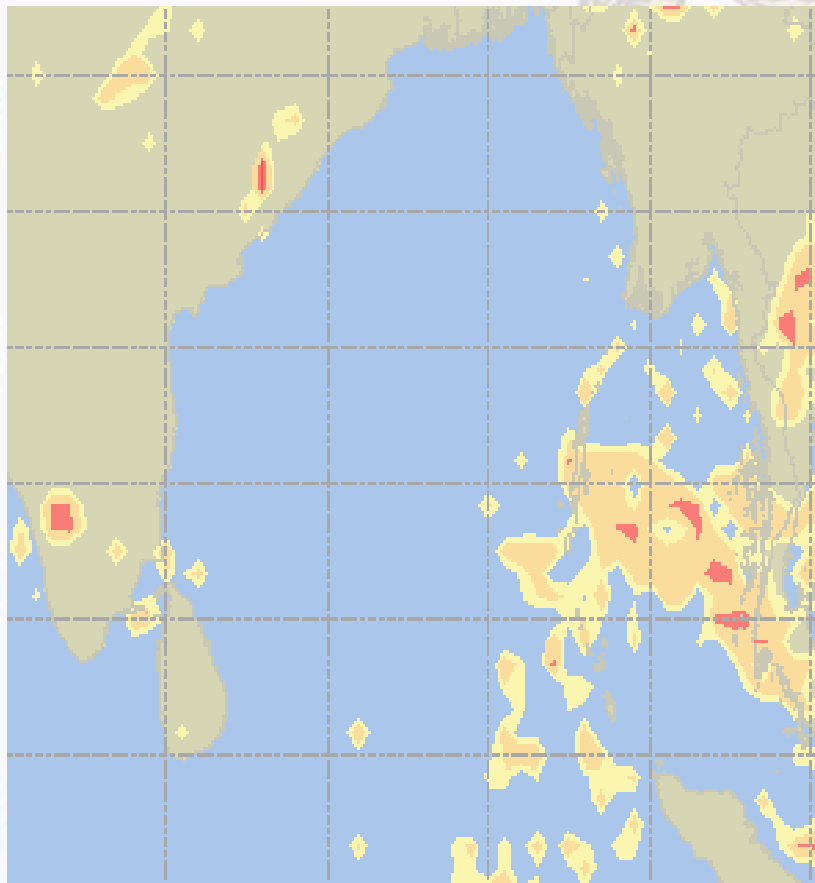




Visibility at Sea Forecast – 09 & 10 Oct 2020

09 Oct 20 Friday

10 Oct 20 Saturday



Visibility Scale:



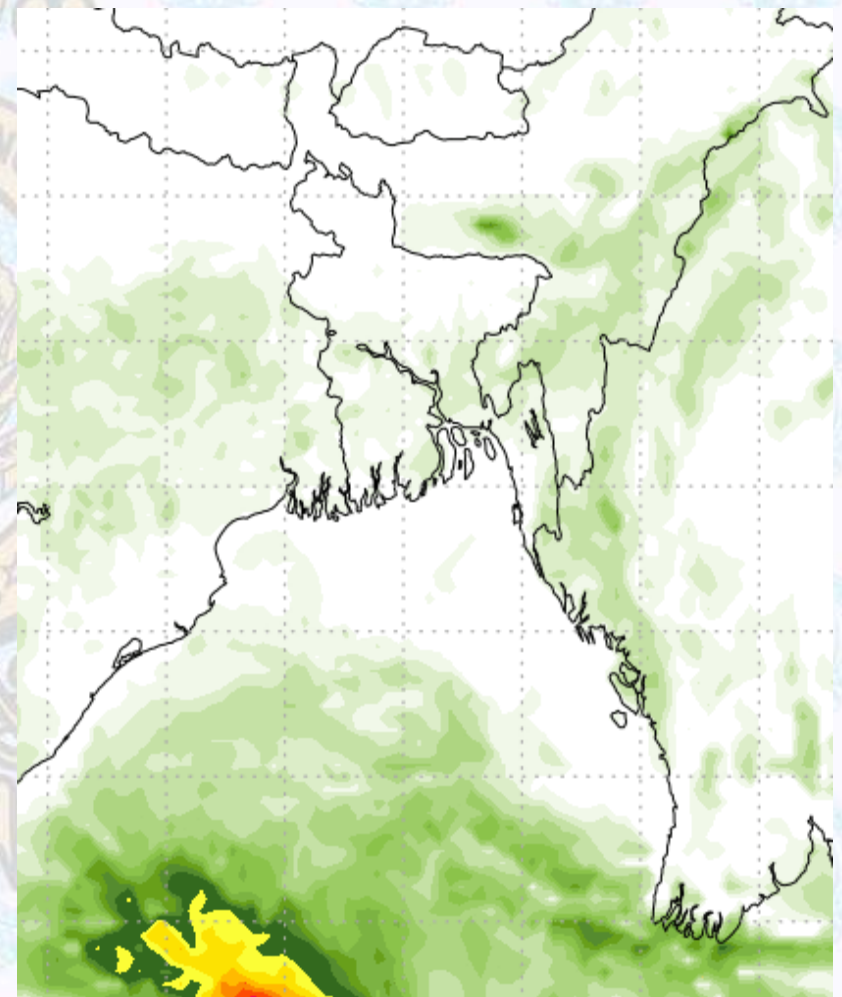
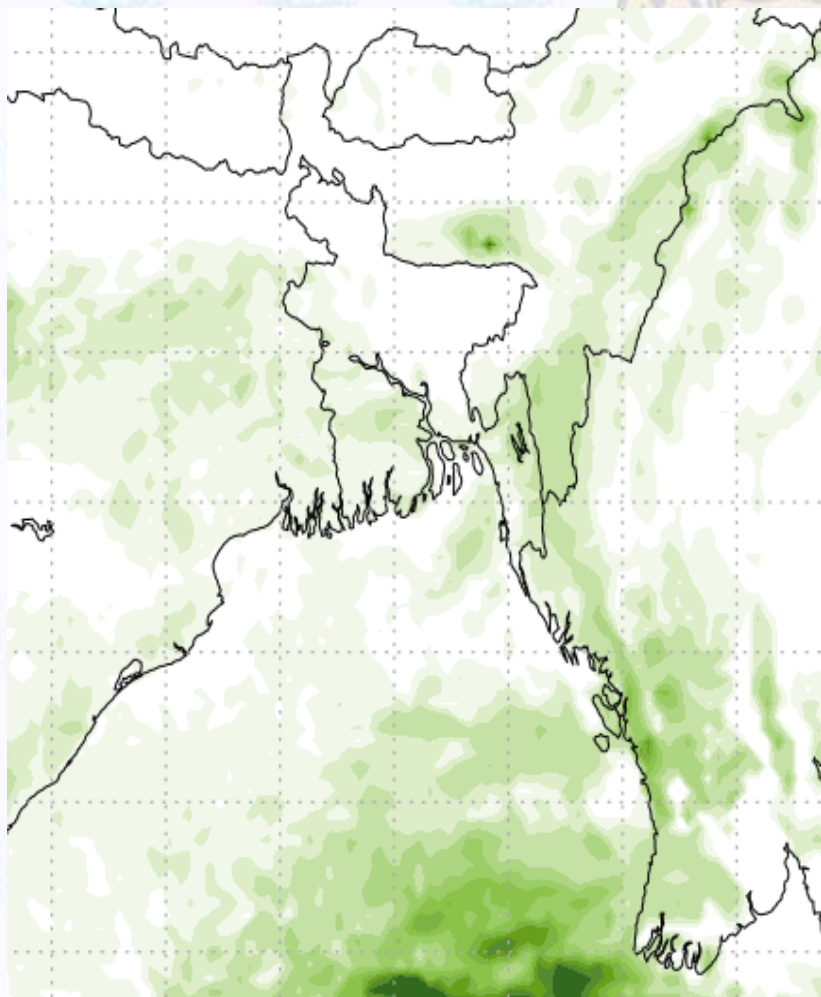
Ref (Slide 12-18): <http://www.weatheronline.co.uk/marine/weather?LEVEL>



Precipitation

Rain(mm) 09 & 10 Oct 2020

Rain(mm) 10 & 11 Oct 2020



Precipitation Scale (mm):





Tidal Information

KHAL NO. 10

COX'S BAZAR

HIRAN POINT

	Time	Height		Time	Height		Time	Height
09 Oct 2020	0448	4.35		0242	2.83		0210	2.80
	1121	1.23		0912	1.24		0836	1.46
	1726	3.87		1506	2.53		1430	2.50
	2336	1.40		2124	1.34		2038	1.39
10 Oct 2020	Time	Height		Time	Height		Time	Height
	0555	4.10		0340	2.69		0311	2.68
	1229	1.46		1014	1.35		0947	1.59
	1843	3.66		1615	2.42		1545	2.37
	-	-		2236	1.44		2200	1.54
11 Oct 2020	Time	Height		Time	Height		Time	Height
	0044	1.50		0500	2.65		0437	2.62
	0710	3.99		1143	1.39		1130	1.59
	1351	1.33		1748	2.47		1729	2.37
	2004	3.72		-	-		2344	1.53