



WEATHER FORECAST FOR BN

04 SEP- 07 SEP 2020





WEATHER FORECAST – DHAKA

04.09.2020

Hourly	2 PM	4 PM	8 PM	11 PM
Temp. / Dew Point	34 / 24	34 / 25	31 / 25	30 / 25
Wind	6 km/h WSW	6 km/h WSW	3 km/h WSW	5 km/h SW
Humidity	57%	58%	70%	76%
Chance of Precip	17%	3%	4%	5%
Cloud Cover	45%	44%	43%	47%
Conditions	Partly Cloudy	Partly Cloudy	Partly Cloudy	Partly Cloudy
Sunrise Sunset	5: 41 AM 18: 12 PM			

Conditions

Pressure : 1008 hpa

Visibility : 3.54 km

Ref: <https://www.wunderground.com/weather/bd/dhaka>



WEATHER FORECAST – CHATTOGRAM

04.09.2020

Hourly	2 PM	4 PM	8 PM	11 PM
Temp. / Dew Point	32 / 26	31 / 26	29 / 26	29 / 27
Wind	9 km/h WNW	9 km/h W	5 km/h W	3 km/h W
Humidity	74%	76%	86%	88%
Chance of Precip.	7%	5%	6%	11%
Cloud Cover	32%	39%	53%	55%
Conditions	Partly Cloudy	Partly Cloudy	Partly Cloudy	Partly Cloudy
Sunrise Sunset	5: 36 AM 18: 06 PM			

Conditions

Pressure : 1009 hpa

Visibility : 4.83 Km

Ref: <https://www.wunderground.com/weather/bd/chittagong>



WEATHER FORECAST – KHULNA

04.09.2020

Hourly	2 PM	4 PM	8 PM	11 PM
Temp. / Dew Point	34 / 26	34 / 27	30 / 27	29 / 27
Wind	8 km/h SW	8 km/h SW	8 km/h SW	6 km/h SW
Humidity	65%	68%	82%	88%
Chance of Precip.	8%	15%	5%	7%
Cloud Cover	43%	44%	16%	24%
Conditions	Partly Cloudy	Partly Cloudy	Partly Cloudy	Partly Cloudy
Sunrise Sunset	5: 45 AM 18: 15 PM			

Conditions

Pressure : 1009 hpa

Visibility : 14.48 Km

Ref: <https://www.wunderground.com/weather/bd/khulna>



GENERAL WEATHER FORECAST – DHAKA

Description	05 Sep 2020	06 Sep 2020	07 Sep 2020
Temperature (C)	35 °C/ 27 °C	33 °C/ 27 °C	33 °C/ 27 °C
Summary	Partly Cloudy	Partly Cloudy	Partly Cloudy
Sun Rise/Set	5h41m12s/18h11m42s	5h41m42s/18h10m48s	5h42m06s/18h09m54s
Day Length	12h30m30s	12h29m06s	12h29m48s
Moon Rise/ Set	8:15AM 8:04PM	8:48AM 8:54PM	9:21AM 9:44PM
Moon Phase/ illu	Waning Gibbous, 91%	Waning Gibbous, 84%	Waning Gibbous, 77%
NauticalTwilight	04:52,19:02	04:52,19:01	04:52,19:01
Civil Twilight	05:19,18:35	05:19,18:34	05:20,18:33
Humidity	D : 66% N : 79%	D : 73% N : 82%	D : 74% N : 84%
Barometer (mb)	1006	1005	1006
Visibility	Moderate	Moderate	Moderate
Precip Chance	20%	80%	80%
Wind (mph)	11 Km/h WSW	11 Km/h SW	10 Km/h SSW

Ref: <https://weather.com/weather/5day//BGXX0003:1:BG>



GENERAL WEATHER FORECAST– CHATTOGRAM

Description	05 Sep 2020	06 Sep 2020	07 Sep 2020
Temperature (C)	32 °C/ 27 °C	31 °C/ 26 °C	31 °C/ 26 °C
Summary	Partly Cloudy	Partly Cloudy/ Light Rain	Partly Cloudy/ Light Rain
Sun Rise/Set	5h36m24s/18h05m06s	5h36m48s/18h04m18s	5h37m06s/18h03m24s
Day Length	12h28m42s	12h27m30s	12h27m54s
Moon Rise/ Set	8:10AM 7:58PM	8:43AM 8:47PM	9:17AM 9:37PM
Moon Phase/ illu	Waning Gibbous, 91%	Waning Gibbous, 84%	Waning Gibbous, 77%
NauticalTwilight	04:48, 18:56	04:48, 18:55	04:49, 18:54
Civil Twilight	05:14, 18:29	05:15, 18:28	05:15, 18:27
Humidity	D : 80% N : 89%	D : 78% N : 90%	D : 81% N : 90%
Barometer (mb)	1007	1006	1007
Visibility	Moderate	Moderate	Moderate
Precip Chance	20%	20%	40%
Wind (mph)	10 Km/h W	11 Km/h SW	9 Km/h SW

Ref: <https://weather.com/weather/5day//BGXX0002:1:BG>




GENERAL WEATHER FORECAST – KHULNA

Description	05 Sep 2020	06 Sep 2020	07 Sep 2020
Temperature(C)	35°C/ 27°C	34°C/ 27°C	32°C/ 27°C
Summary	Partly Cloudy	Partly Cloudy	Partly Cloudy
Sun Rise/Set	5h45m12s/18h14m30s	5h45m36s/18h13m42s	5h46m00s/18h12m48s
Day Length	12h29m18s	12h28m06s	12h28m04s
Moon Rise/Set	8:20AM 8:08PM	8:53AM 8:57PM	9:27AM 9:47PM
Moon Phase/illu	Waning Gibbous, 91%	Waning Gibbous, 84%	Waning Gibbous, 77%
Nautical Twilight	04:57, 19:05	04:57, 19:04	04:58, 19:03
Civil Twilight	05:23, 18:37	05:24, 18:36	05:24, 18:35
Humidity	D : 69% N : 81%	D : 74% N : 86%	D : 78% N : 86%
Barometer (mb)	1007	1005	1006
Visibility	Moderate	Moderate	Moderate
Precip Chance	20%	80%	80%
Wind (mph)	12 km/h SW	14 km/h SW	12 km/h SW

Ref: <https://weather.com/weather/5day//BGXX0005:1:BG>



SATELLITE VIEW OF BAY OF BENGAL

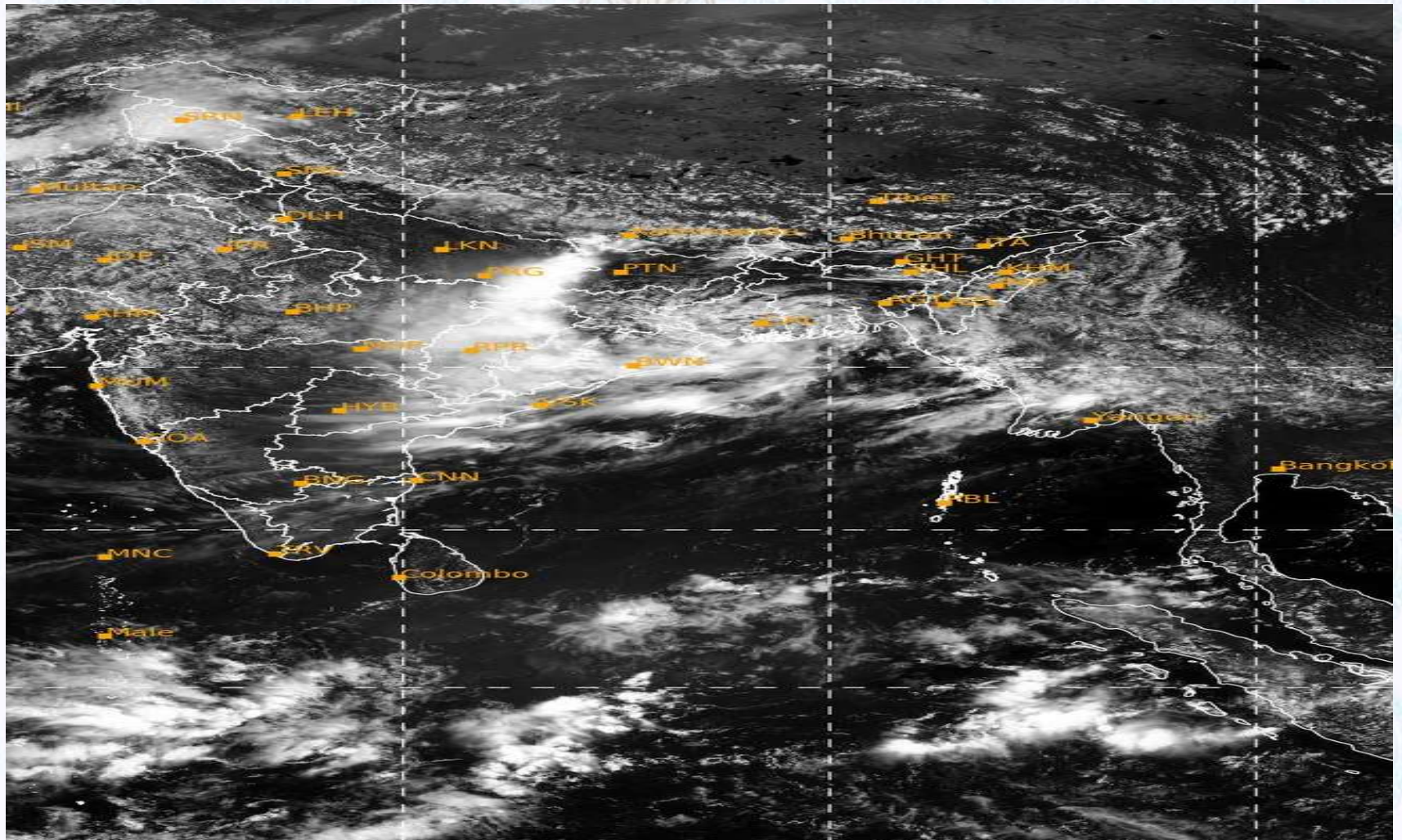


04/09/2020, 11:00 UTC MATSAT-IR

Ref: <http://satellite.imd.gov.in/insat.htm>



SATELLITE VIEW OF BAY OF BENGAL



04/09/2020, 11:00 MATSAT-VIS

Ref: <http://satellite.imd.gov.in/insat.htm>



Fleet Forecast Sea Area C-90 (Valid for 12 Hrs Commencing 1000 UTC of 04.09.2020)

Part One	NO STORM WARNING.	
Part Two	TROUGH OF LOW LIES OVER NORTH BAY . MONSOON IS WEAK OVER NORTH BAY.	
Part Three	Weather	TEMPORARY PARTLY CLOUDY OVER AREA C-90.
	Wind	WEST/ SOUTH-WESTERLY, 08-12 KTS.TEMPORARY GUSTING TO 22 KTS.
	Visibility	03-05 KMS, REDUCING TO 2000 M OR LESS IN HAZE.
	Outlook	FOR SUBSEQUENT 12 HOURS: LITTLE CHANGE.
	MSL Pressure	AT = 04,0000 UTC. CHATTOGRAM =1009 HPA



Inland River Port Warning (VALID TILL 06 PM OF 04.09.2020)

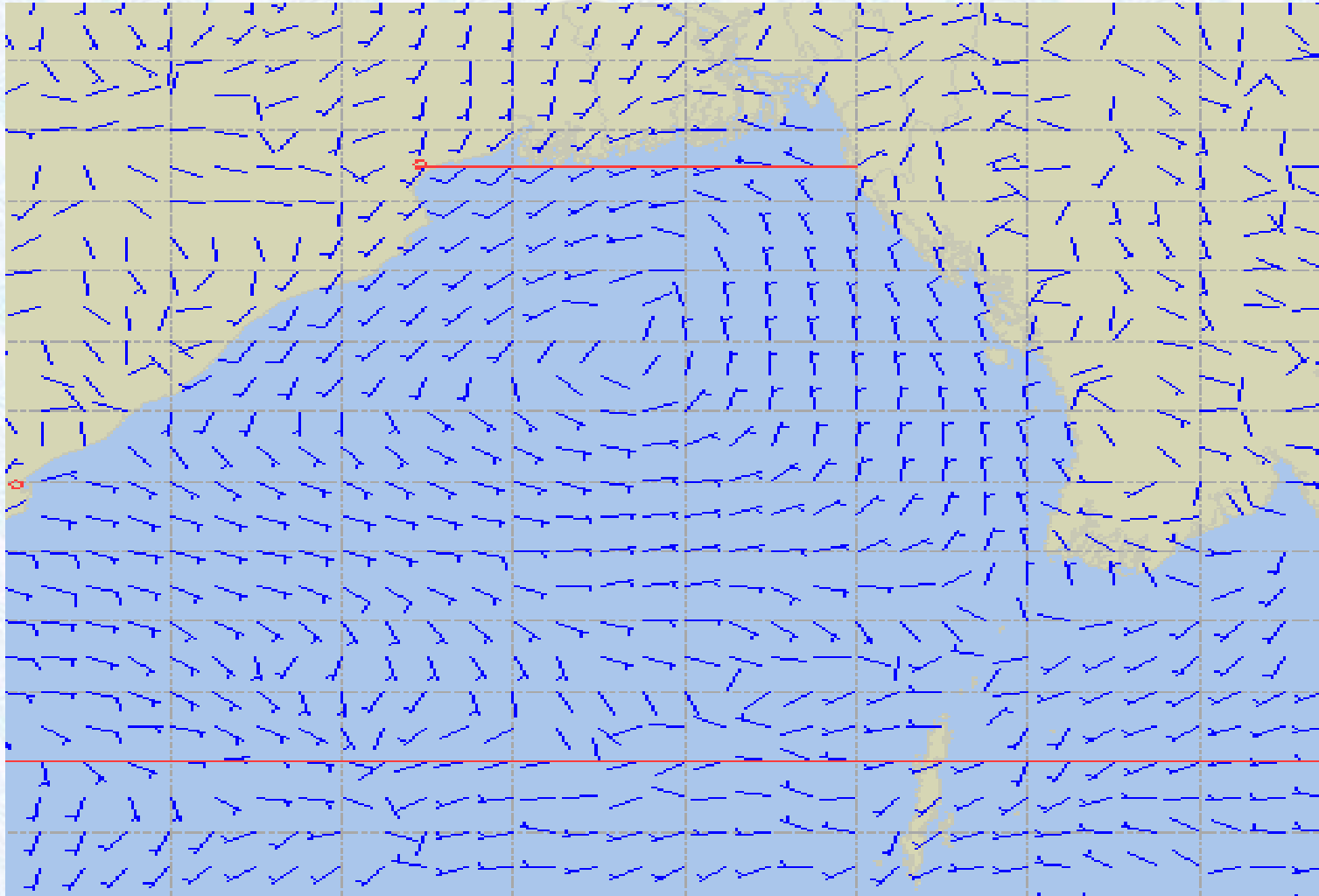
THERE IS NO INLAND RIVERPORTS WARNING AND NO SIGNAL IS TO BE HOISTED.



Ref: <http://www.bmd.gov.bd/?/home>



Surface Wind Forecast- 05 Sep- 2020



Legend:



**Calm
Winds**



5 Knots



10 Knots

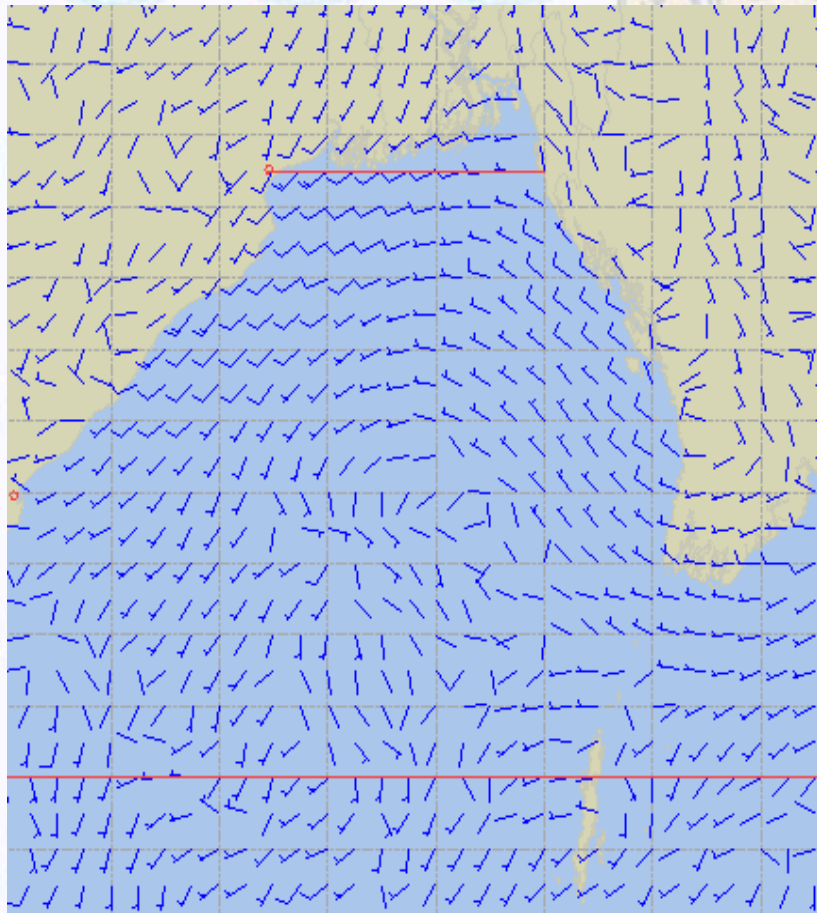


60 Knots

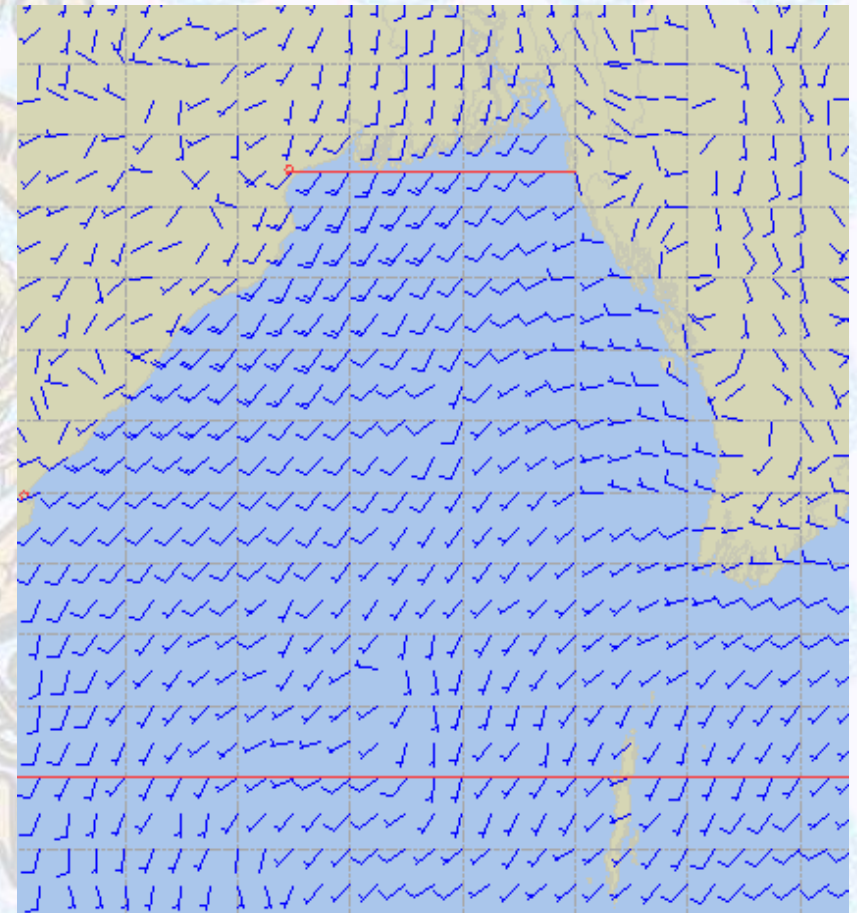


Surface Wind Forecast – 06 & 07 Sep - 2020

06 Sep 20 Sunday



07 Sep 20 Monday



Legend:



**Calm
Winds**



5 Knots



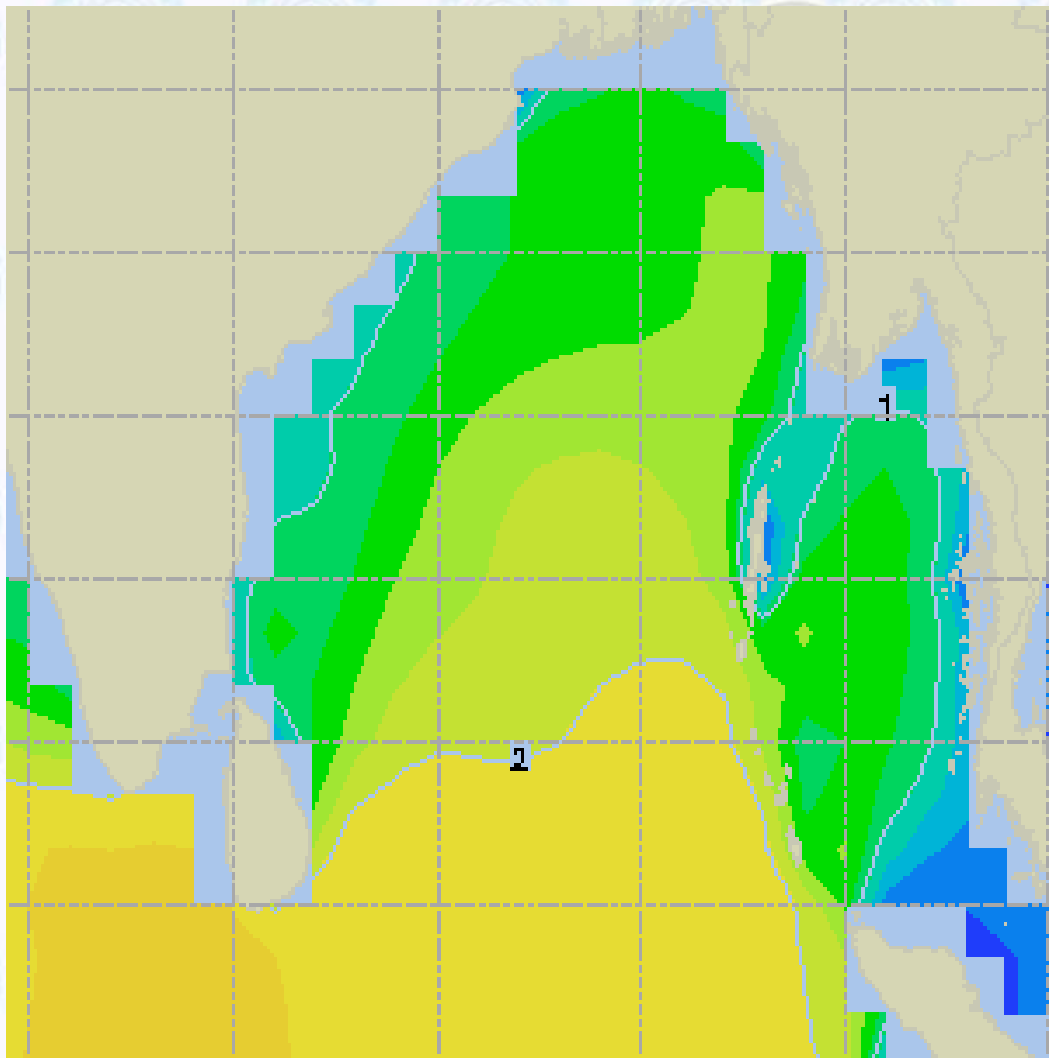
10 Knots



60 Knots



Sea State Forecast – 05 Sep- 2020



Sea State	Ht (m)
0	0-0.1
1	0-0.1
2	0.1-0.5
3	0.5-1.25
4	1.25-2.5
5	2.5-4.0
6	4-6
7	6-9
8	9-14
9	Over 14

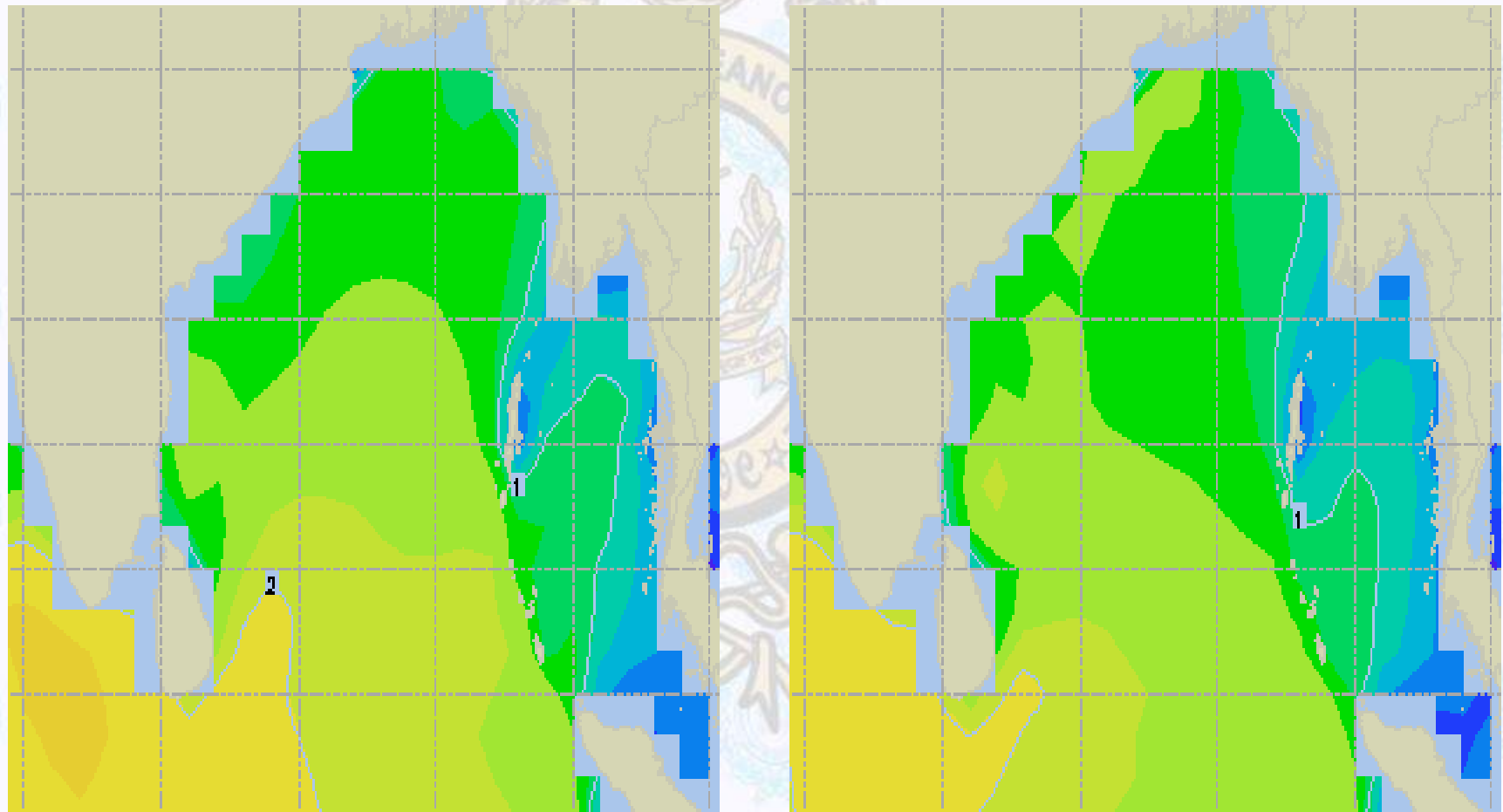




Sea State Forecast – 06 & 07 Sep - 2020

06 Sep 20 Sunday

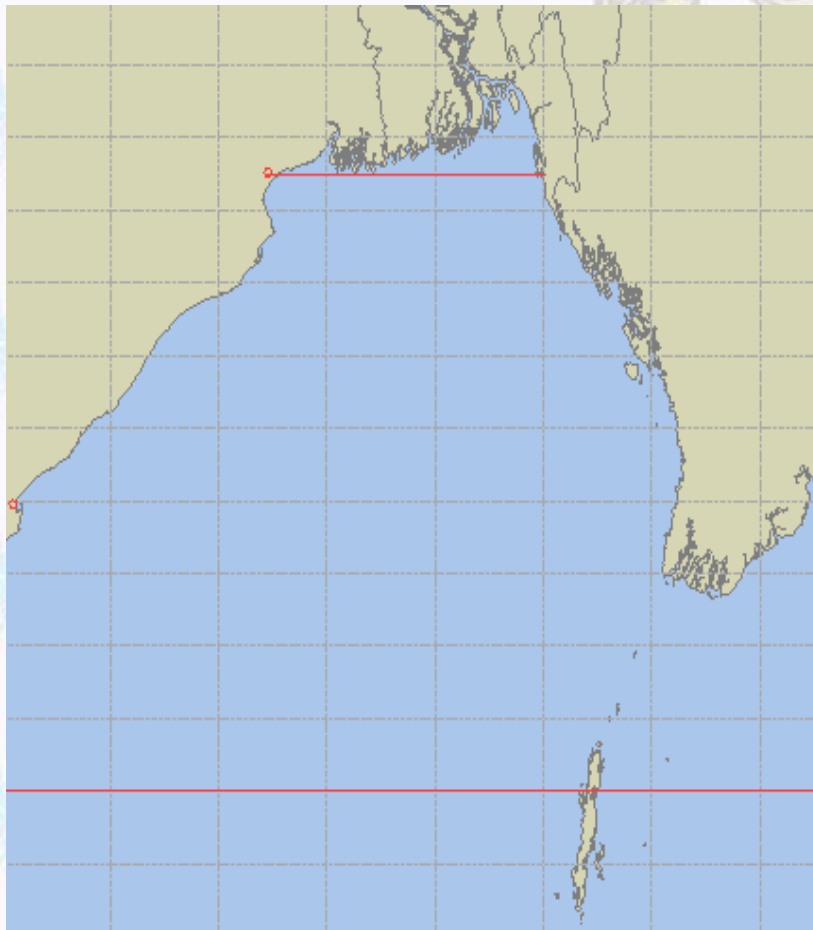
07 Sep 20 Monday



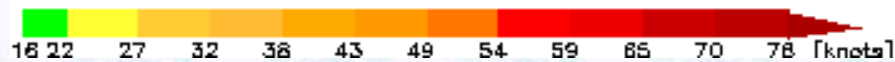
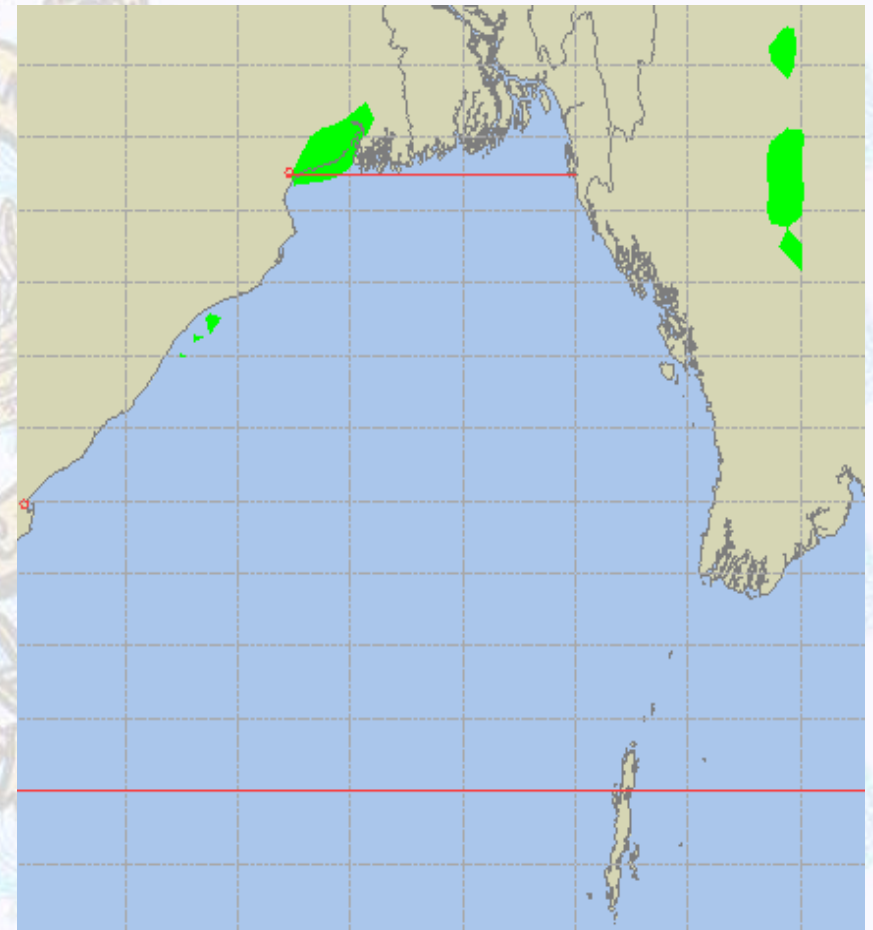


Peak Gusting Possibilities— 05 & 06 Sep 2020

05 Sep 20 Saturday



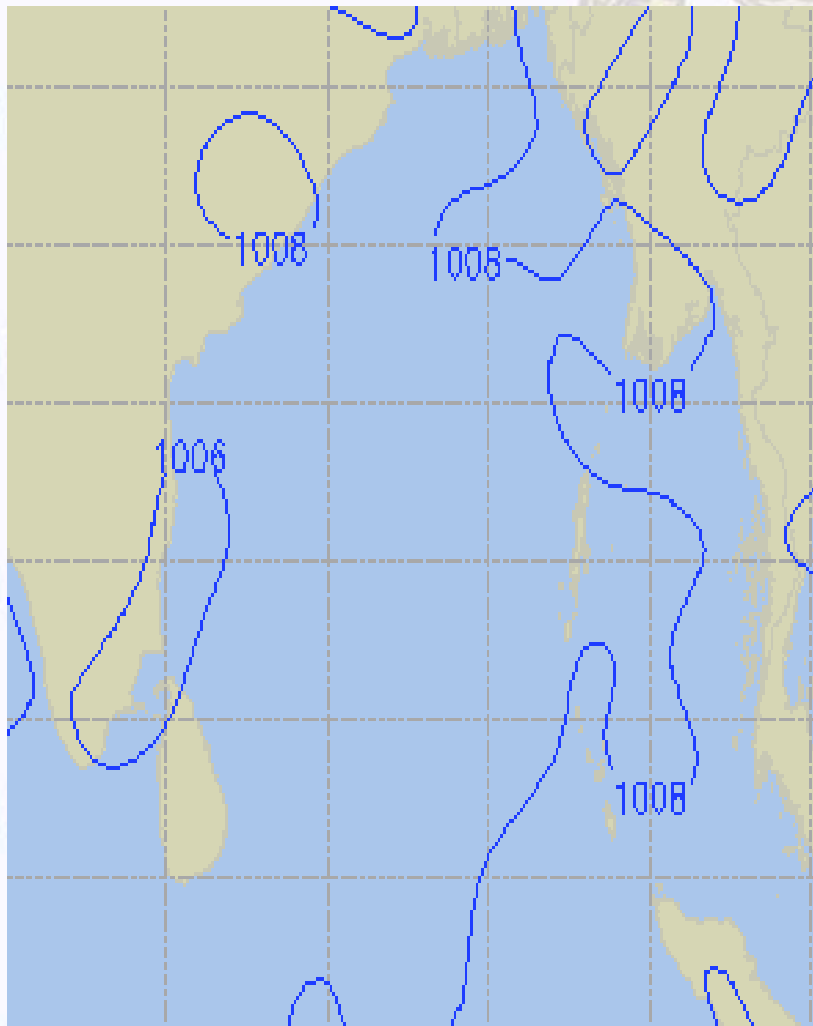
06 Sep 20 Sunday



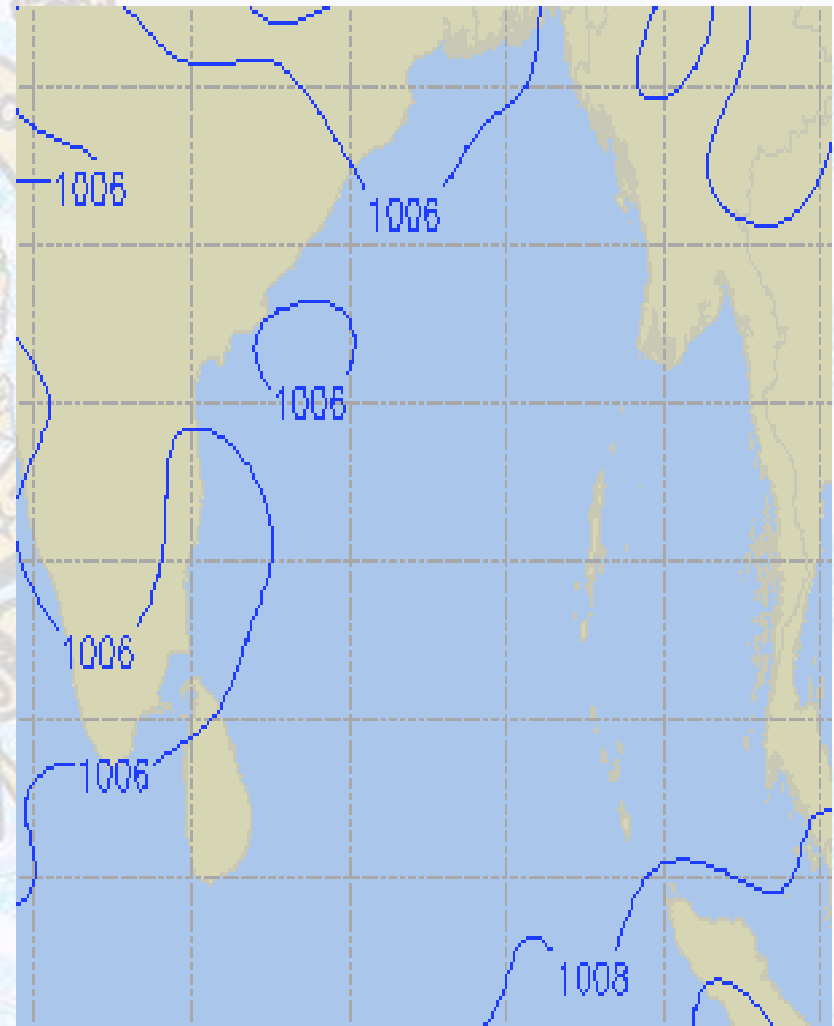


Surface Pressure forecast– 05 & 06 Sep 2020

05 Sep 20 Saturday



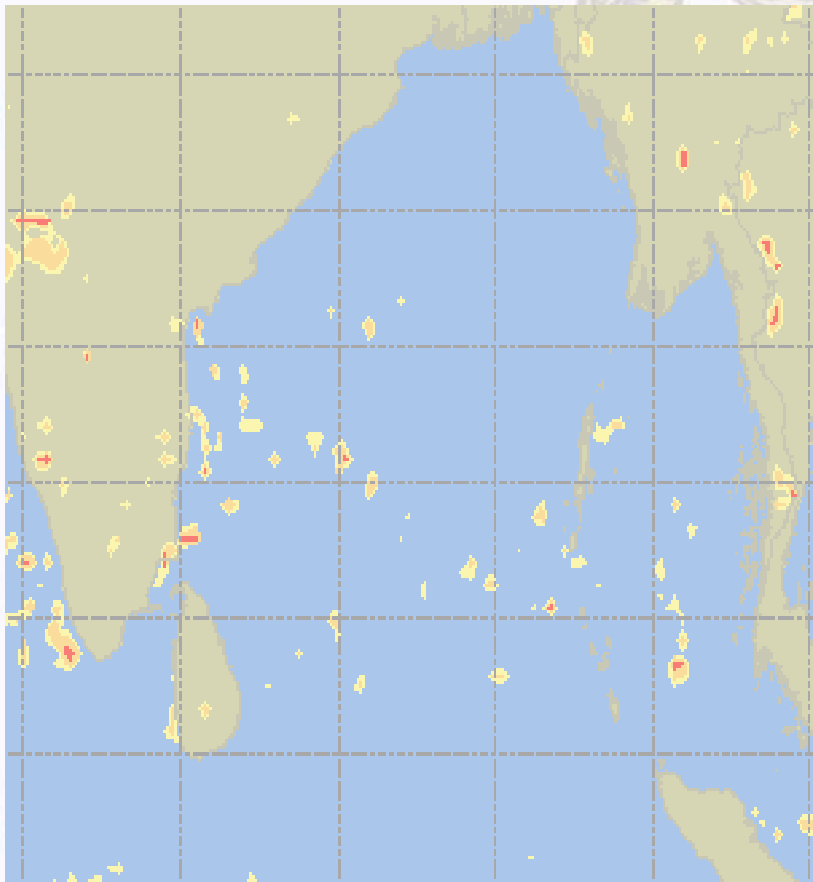
06 Sep 20 Sunday



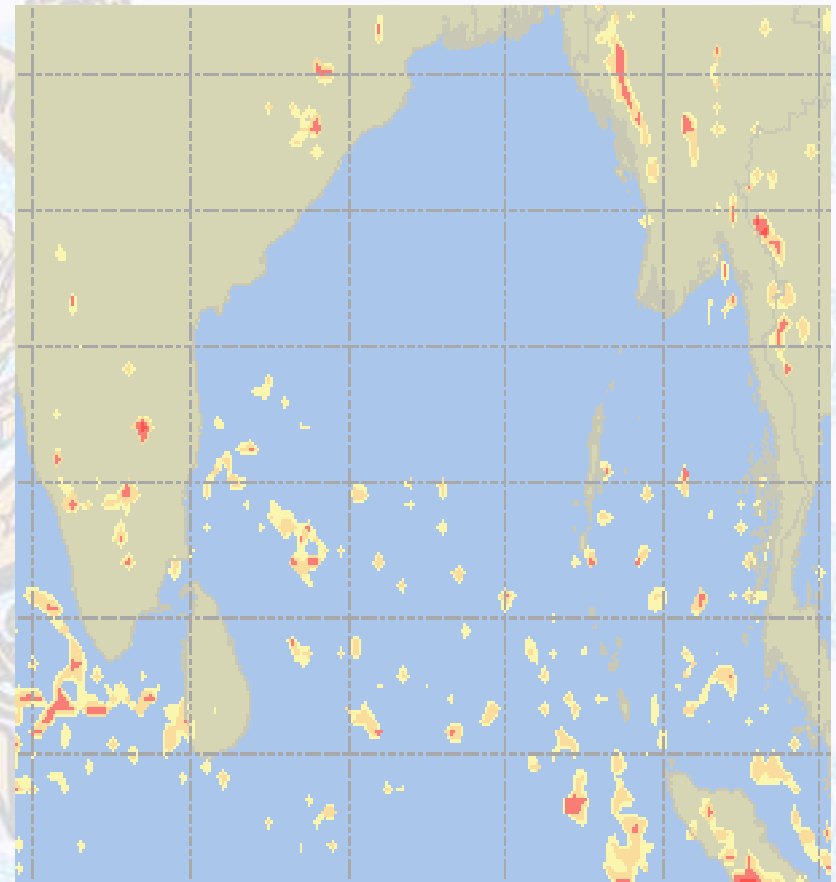


Visibility at Sea Forecast – 05 & 06 Sep 2020

05 Sep 20 Saturday



06 Sep 20 Sunday



Visibility Scale:

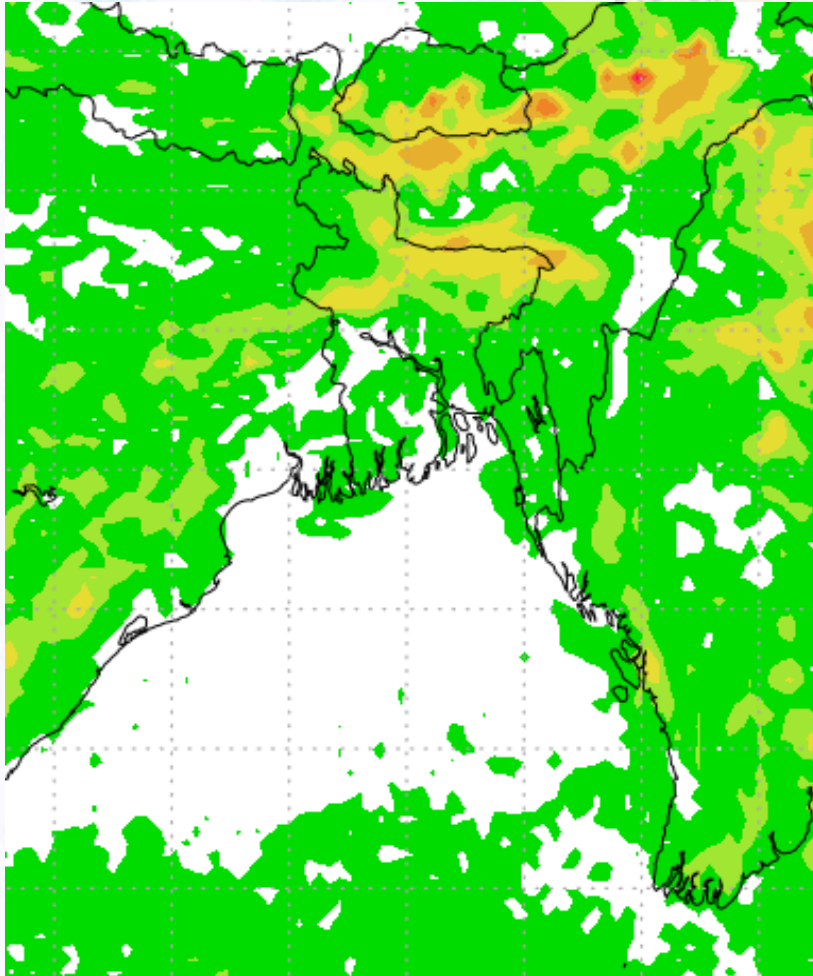


Ref (Slide 12-18): <http://www.weatheronline.co.uk/marine/weather?LEVEL>

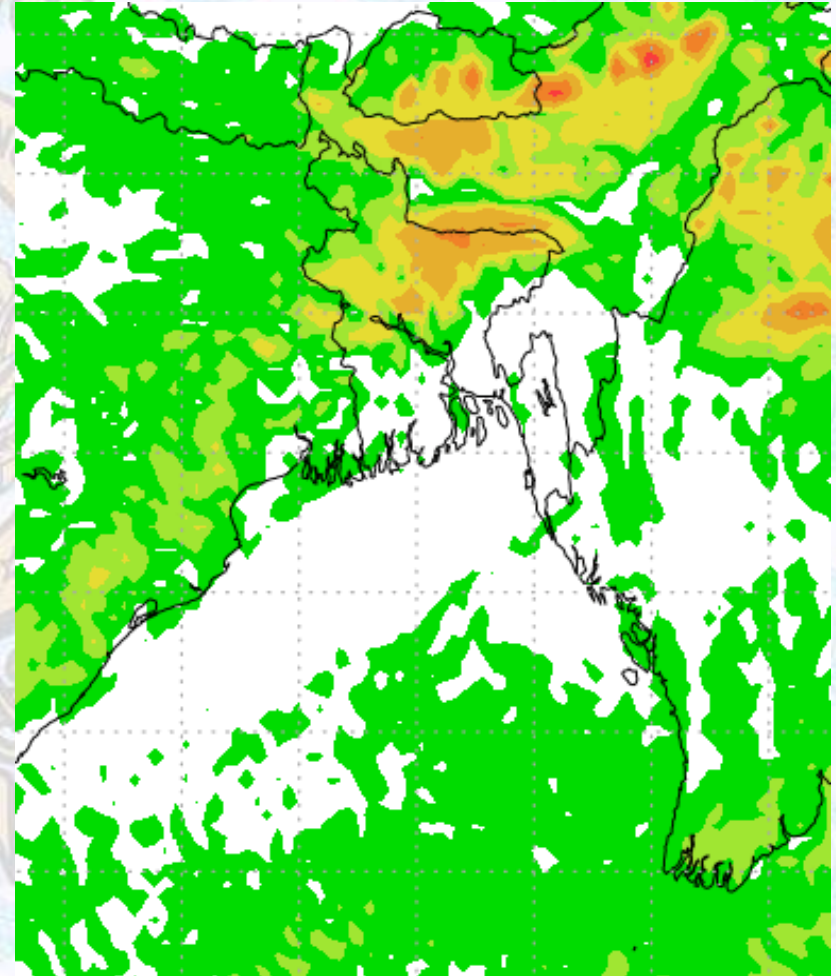


Precipitation

Rain(mm) 05 & 06 Sep 2020



Rain(mm) 06 & 07 Sep 2020



Precipitation Scale (mm):





Tidal Information

KHAL NO. 10

COX'S BAZAR

HIRAN POINT

	Time	Height		Time	Height		Time	Height
		0227		5.29			0010	3.49
05 Sep 2020	0851	0.63		0647	0.96		1204	3.24
	1435	5.39		1226	3.59		1825	0.92
	2108	0.57		1902	0.98		-	-
	Time	Height		Time	Height		Time	Height
		0255		5.26			0042	3.40
06 Sep 2020	0919	0.66		0716	1.01		0637	1.04
	1506	5.26		1258	3.44		1230	3.17
	2134	0.61		1930	1.04		1849	0.96
	Time	Height		Time	Height		Time	Height
		0326		5.15			0114	3.28
07 Sep 2020	0949	0.76		0745	1.08		0705	1.13
	1540	5.04		1331	3.25		1259	3.07
	2203	0.71		1958	1.12		1915	1.04