



WEATHER FORECAST FOR BN

31 AUG- 03 SEP 2020





WEATHER FORECAST – DHAKA

31.08.2020

Hourly	2 PM	4 PM	8 PM	11 PM
Temp. / Dew Point	33 / 27	33 / 26	30 / 26	29 / 26
Wind	2 km/h W	2 km/h SW	5 km/h SSE	5 km/h SSE
Humidity	72%	70%	79%	83%
Chance of Precip	17%	30%	24%	51%
Cloud Cover	89%	88%	90%	94%
Conditions	Cloudy	Cloudy	Cloudy	Cloudy
Sunrise Sunset	5: 40 AM 18: 17 PM			

Conditions

Pressure : 1004 hpa

Visibility : 6.44 km

Ref: <https://www.wunderground.com/weather/bd/dhaka>



WEATHER FORECAST – CHATTOGRAM

31.08.2020

Hourly	2 PM	4 PM	8 PM	11 PM
Temp. / Dew Point	30 / 25	30 / 26	28 / 26	28 / 27
Wind	12 km/h WSW	9 km/h SW	4 km/h S	5 km/h SSE
Humidity	76%	79%	89%	91%
Chance of Precip.	16%	12%	12%	28%
Cloud Cover	88%	85%	90%	27%
Conditions	Cloudy	Cloudy	Cloudy/ Light Rain	Cloudy/ Light Rain
Sunrise Sunset	5: 35 AM 18: 10 PM			

Conditions

Pressure : 1005 hpa

Visibility : 6.44 Km

Ref: <https://www.wunderground.com/weather/bd/chittagong>



WEATHER FORECAST – KHULNA

31.08.2020

Hourly	2 PM	4 PM	8 PM	11 PM
Temp. / Dew Point	34 / 28	34 / 28	30 / 28	29 / 28
Wind	4 km/h WNW	2 km/h NW	3 km/h SE	4 km/h S
Humidity	72%	73%	89%	94%
Chance of Precip.	59%	24%	11%	8%
Cloud Cover	78%	75%	73%	71%
Conditions	Cloudy	Cloudy	Cloudy/ Light Rain	Cloudy/ Light Rain
Sunrise Sunset	5: 44 AM 18: 19 PM			

Conditions

Pressure : 1004 hpa

Visibility : 8.05 Km

Ref: <https://www.wunderground.com/weather/bd/khulna>



GENERAL WEATHER FORECAST – DHAKA

Description	01 Sep 2020	02 Sep 2020	03 Sep 2020
Temperature (C)	30 °C/ 26 °C	32 °C/ 27 °C	34 °C/ 27 °C
Summary	Cloudy	Cloudy	Cloudy
Sun Rise/Set	5h40m30s/18h16m06s	5h40m36s/18h15m00s	5h40m48s/18h13m54s
Day Length	12h35m36s	12h34m24s	12h33m06s
Moon Rise/ Set	6:02AM 4:36PM	6:38AM 5:31PM	7:12AM 6:23PM
Moon Phase/ illu	Full Moon, 98%	Full Moon, 99%	Full Moon, 98%
NauticalTwilight	04:50,19:06	04:50,19:04	04:51,19:04
Civil Twilight	05:17,18:39	05:17,18:38	05:18,18:37
Humidity	D : 84% N : 86%	D : 74% N : 84%	D : 69% N : 82%
Barometer (mb)	1004	1007	1009
Visibility	Moderate	Moderate	Moderate
Precip Chance	90%	60%	20%
Wind (mph)	6 Km/h SSE	10 Km/h SSE	7 Km/h S

Ref: <https://weather.com/weather/5day//BGXX0003:1:BG>



GENERAL WEATHER FORECAST– CHATTOGRAM

Description	01 Sep 2020	02 Sep 2020	03 Sep 2020
Temperature (C)	29 °C/ 26 °C	31 °C/ 25 °C	32 °C/ 26 °C
Summary	Cloudy/ Light Rain	Cloudy/ Light Rain	Cloudy/ Light Rain
Sun Rise/Set	5h35m54s/18h09m18s	5h36m00s/18h08m18s	5h36m06s/18h07m12s
Day Length	12h33m24s	12h32m18s	12h31m06s
Moon Rise/ Set	5:54AM 4:32PM	6:31AM 5:26PM	7:05AM 6:18PM
Moon Phase/ illu	Full Moon, 98%	Full Moon, 99%	Full Moon, 99%
Nautical Twilight	04:46, 18:58	04:46, 18:57	04:47, 18:57
Civil Twilight	05:12, 18:332	05:13, 18:331	05:13, 18:330
Humidity	D : 88% N : 93%	D : 81% N : 92%	D : 79% N : 92%
Barometer (mb)	1006	1008	1010
Visibility	Moderate	Moderate	Moderate
Precip Chance	80%	60%	20%
Wind (mph)	9 Km/h S	10 Km/h SSW	9 Km/h WSW

Ref: <https://weather.com/weather/5day//BGXX0002:1:BG>




GENERAL WEATHER FORECAST – KHULNA

Description	01 Sep 2020	02 Sep 2020	03 Sep 2020
Temperature(C)	29°C/ 26°C	32°C/ 26°C	33°C/ 26°C
Summary	Cloudy	Cloudy	Cloudy
Sun Rise/Set	5h44m36s/18h18m48s	5h44m48s/18h17m48s	5h44m54s/18h16m42s
Day Length	12h34m12s	12h33m00s	12h31m48s
Moon Rise/Set	6:05AM 4:42PM	6:41AM 5:37PM	7:16AM 6:28PM
Moon Phase/illu	Full Moon, 98%	Full Moon, 99%	Full Moon, 98%
Nautical Twilight	04:54, 19:08	04:55, 19:07	04:56, 19:06
Civil Twilight	05:21, 18:41	05:21, 18:40	05:22, 18:39
Humidity	D : 87% N : 90%	D : 79% N : 89%	D : 74% N : 87%
Barometer (mb)	1005	1007	1008
Visibility	Moderate	Moderate	Moderate
Precip Chance	90%	80%	20%
Wind (mph)	6 km/h SE	11 km/h SE	8 km/h SSE

Ref: <https://weather.com/weather/5day//BGXX0005:1:BG>



SATELLITE VIEW OF BAY OF BENGAL

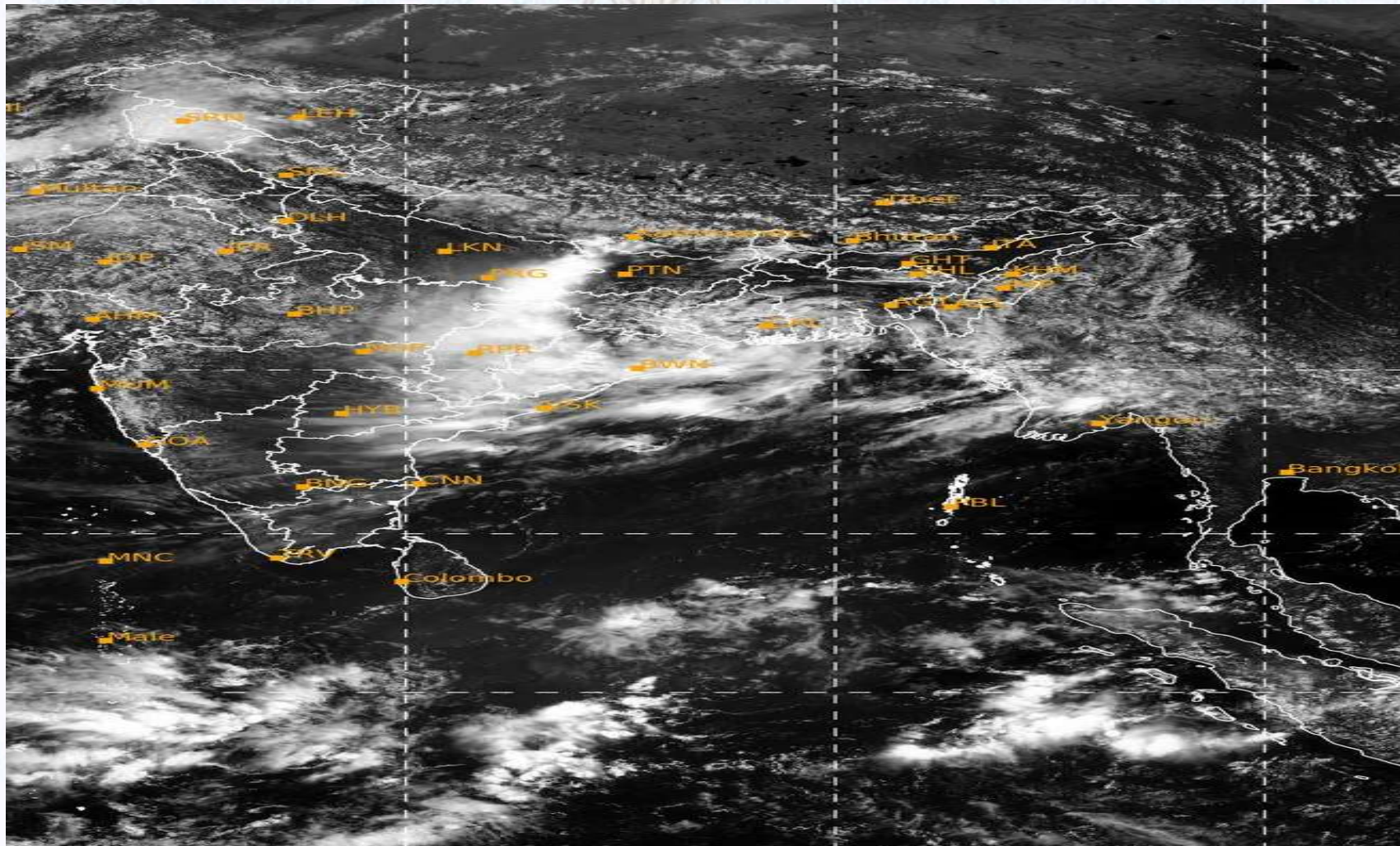


31/08/2020, 11:00 UTC MATSAT-IR

Ref: <http://satellite.imd.gov.in/insat.htm>



SATELLITE VIEW OF BAY OF BENGAL



31/08/2020, 11:00 MATSAT-VIS

Ref: <http://satellite.imd.gov.in/insat.htm>



Fleet Forecast Sea Area C-90 (Valid for 12 Hrs Commencing 1000 UTC of 31.08.2020)

Part One	NO STORM WARNING.	
Part Two	TROUGH OF LOW LIES OVER NORTH BAY . MONSOON IS WEAK OVER NORTH BAY.	
Part Three	Weather	TEMPORARY RAIN/THUNDER SHOWERS OVER AREA C-90.
	Wind	SOUTH/SOUTH-WESTERLY 08-12 KTS,TEMPORARY GUSTING TO 22 KTS.
	Visibility	03-05 KMS, REDUCING TO 1500 M OR LESS IN RAIN/SHOWERS.
	Outlook	FOR SUBSEQUENT 12 HOURS: LITTLE CHANGE.
	MSL Pressure	AT = 0000 UTC. CHATTOGRAM =1005 HPA



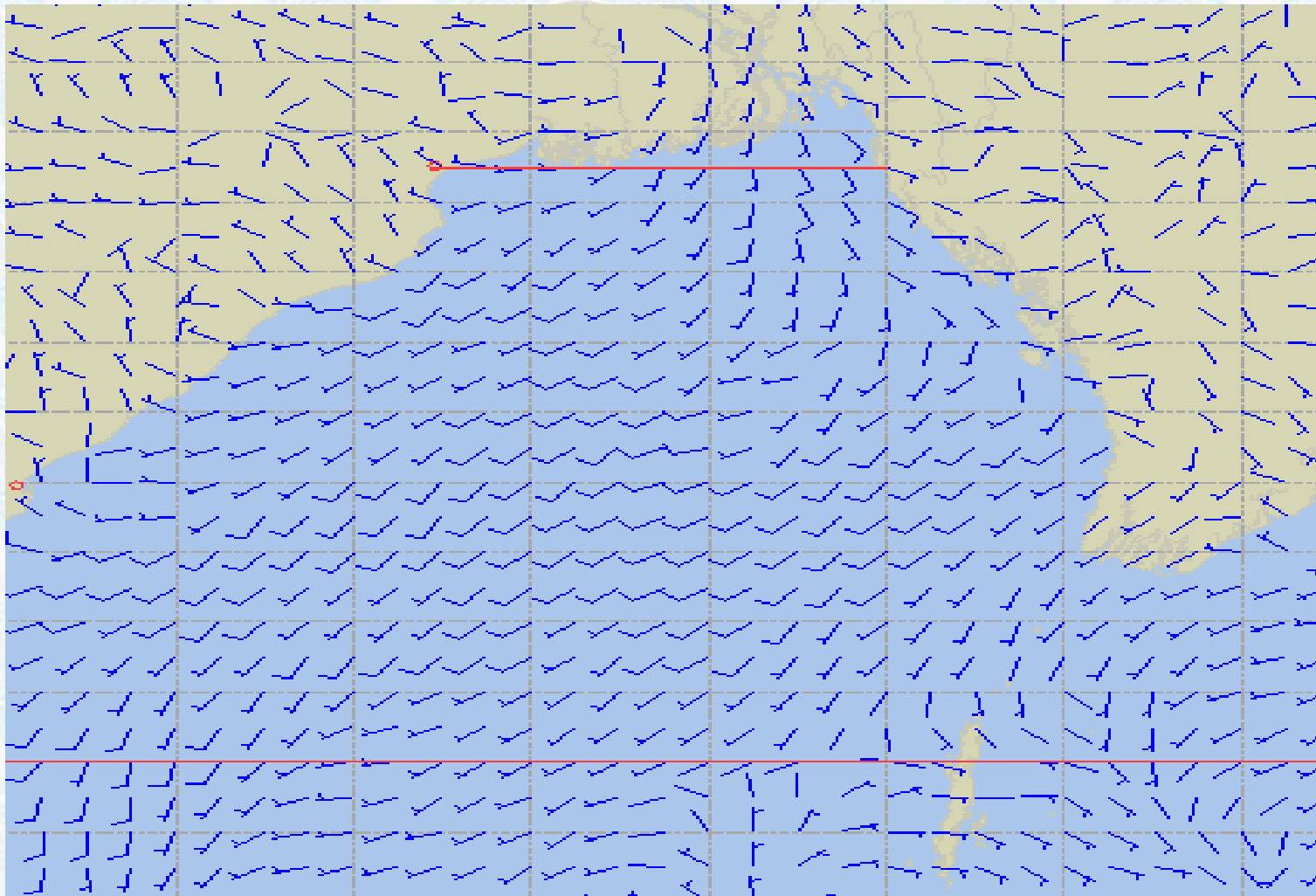
Inland River Port Warning (VALID TILL 06 PM OF 31.08.2020)

IN ASSOCIATION WITH RAIN/THUNDER SHOWERS TEMPORARY SOUTH/SOUTH-EASTERLY, GUSTY/SQUALLY WIND SPEED 45-60 KPH IS LIKELY TO OCCUR OVER THE REGIONS OF RANGPUR, MYMENSINGH, DHAKA, CUMILLA AND SYLHET WHEREIN RIVERPORTS SHALL HOIST CAUTIONARY SIGNAL NO. ONE (R) ONE.

Ref: <http://www.bmd.gov.bd/?/home>



Surface Wind Forecast- 01 Sep- 2020



Legend:



**Calm
Winds**



5 Knots



10 Knots



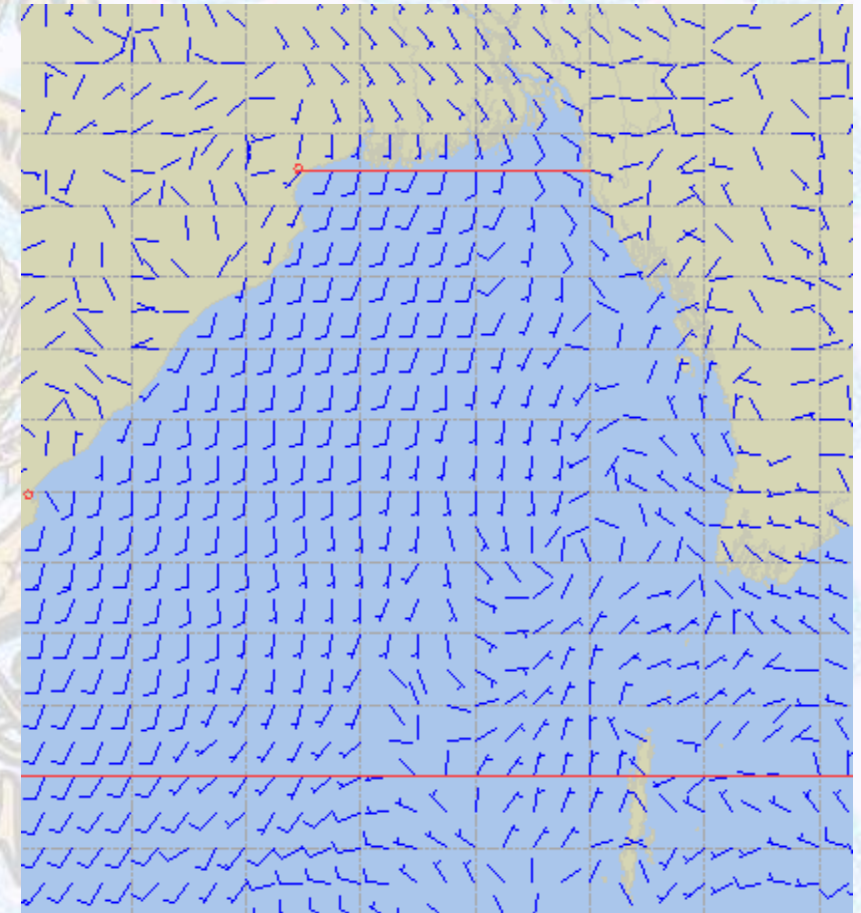
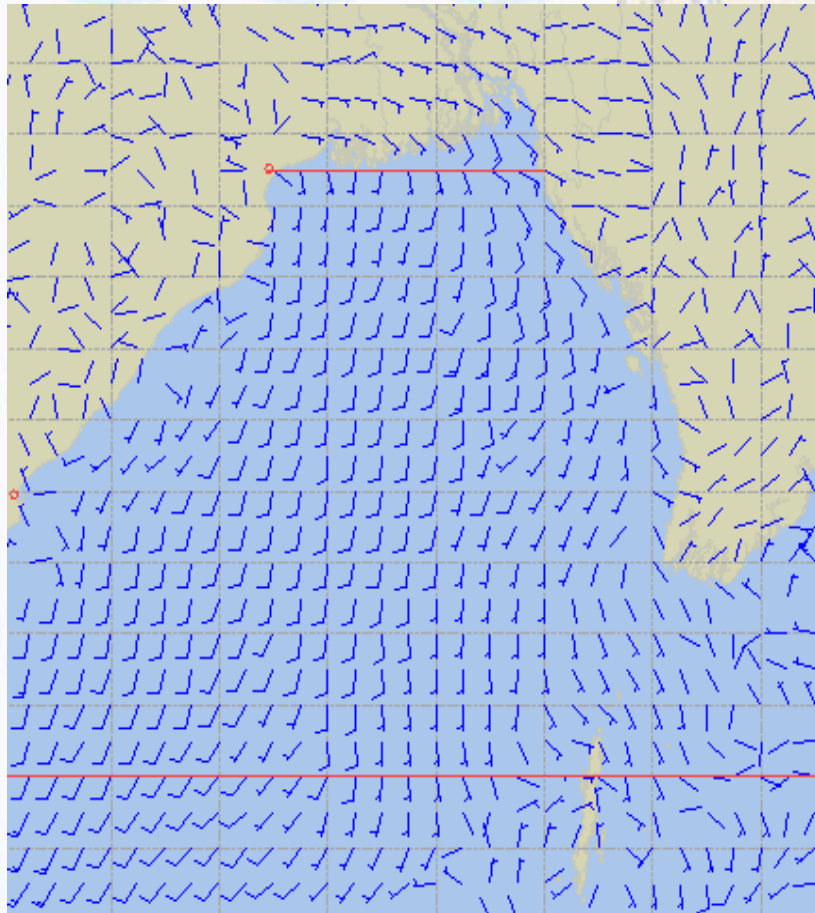
60 Knots



Surface Wind Forecast – 02 & 03 Sep - 2020

02 Sep 20 Wednesday

03 Sep 20 Thursday



Legend:



**Calm
Winds**



5 Knots



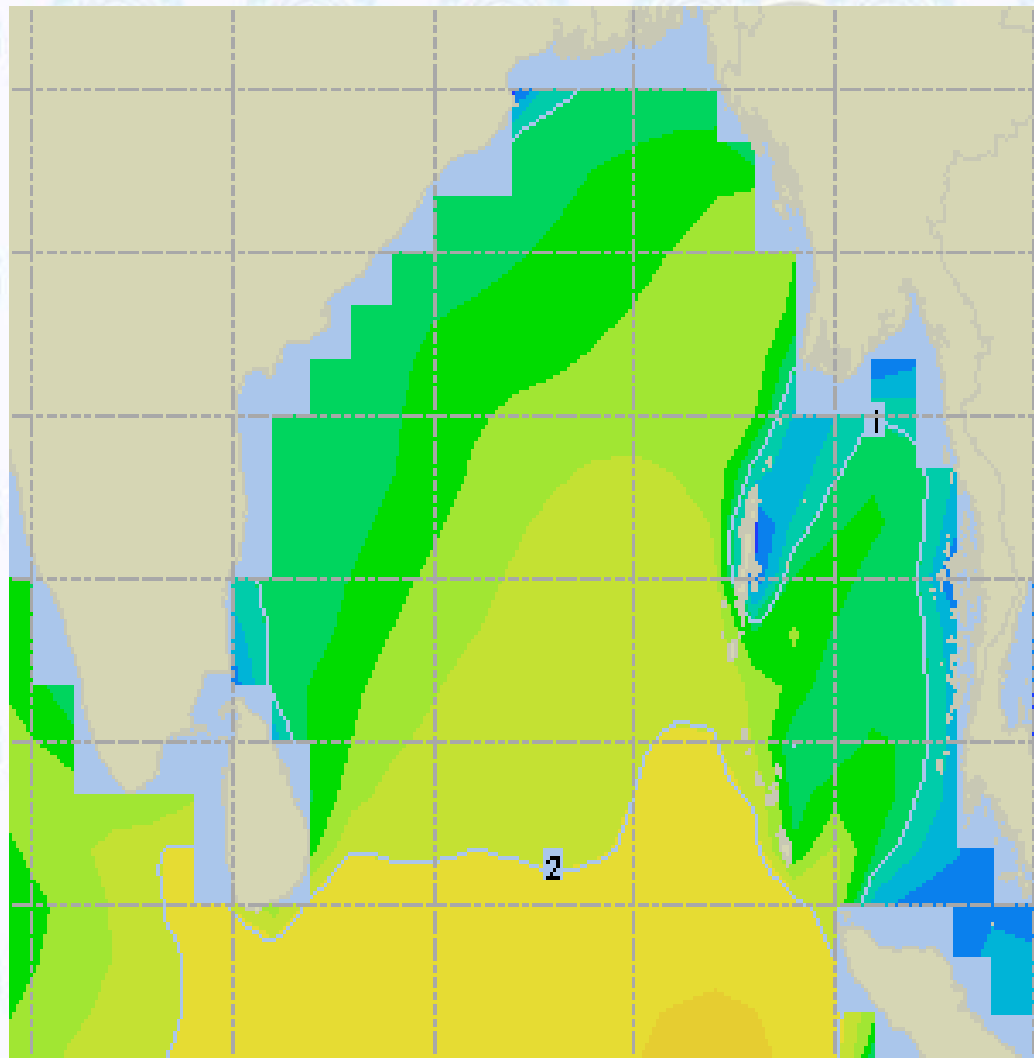
10 Knots



60 Knots



Sea State Forecast – 01 Sep- 2020



Sea State	Ht (m)
0	0-0.1
1	0-0.1
2	0.1-0.5
3	0.5-1.25
4	1.25-2.5
5	2.5-4.0
6	4-6
7	6-9
8	9-14
9	Over 14

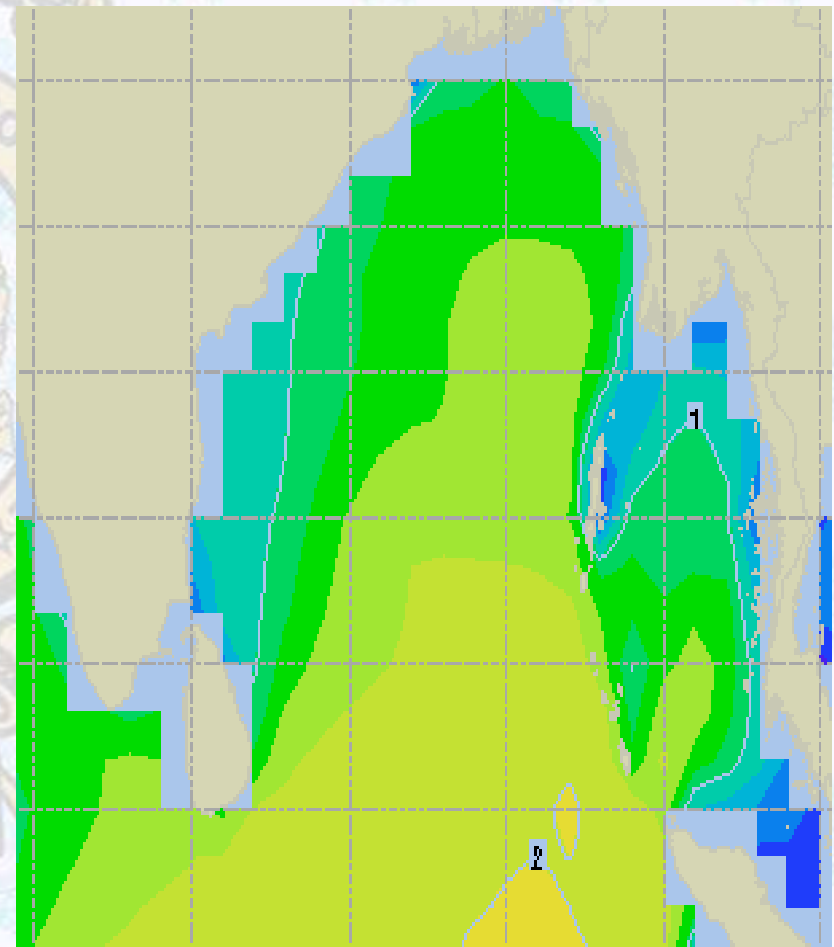
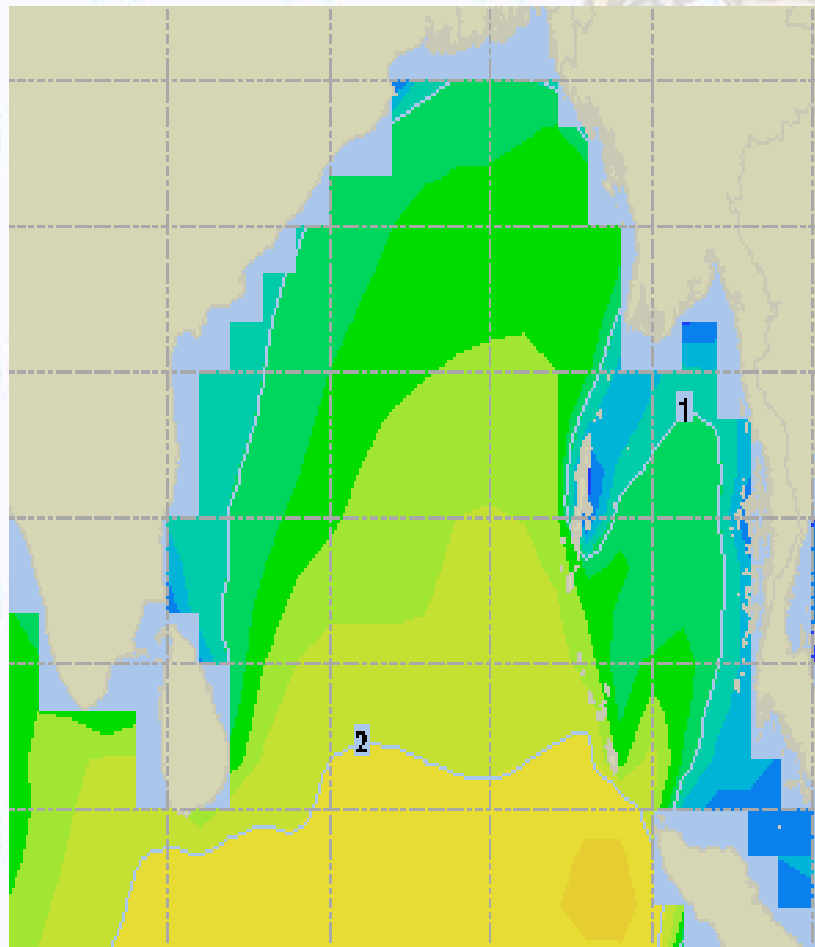




Sea State Forecast – 02 & 03 Sep - 2020

02 Sep 20 Wednesday

03 Sep 20 Thursday

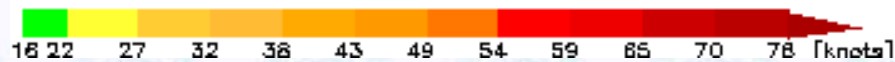
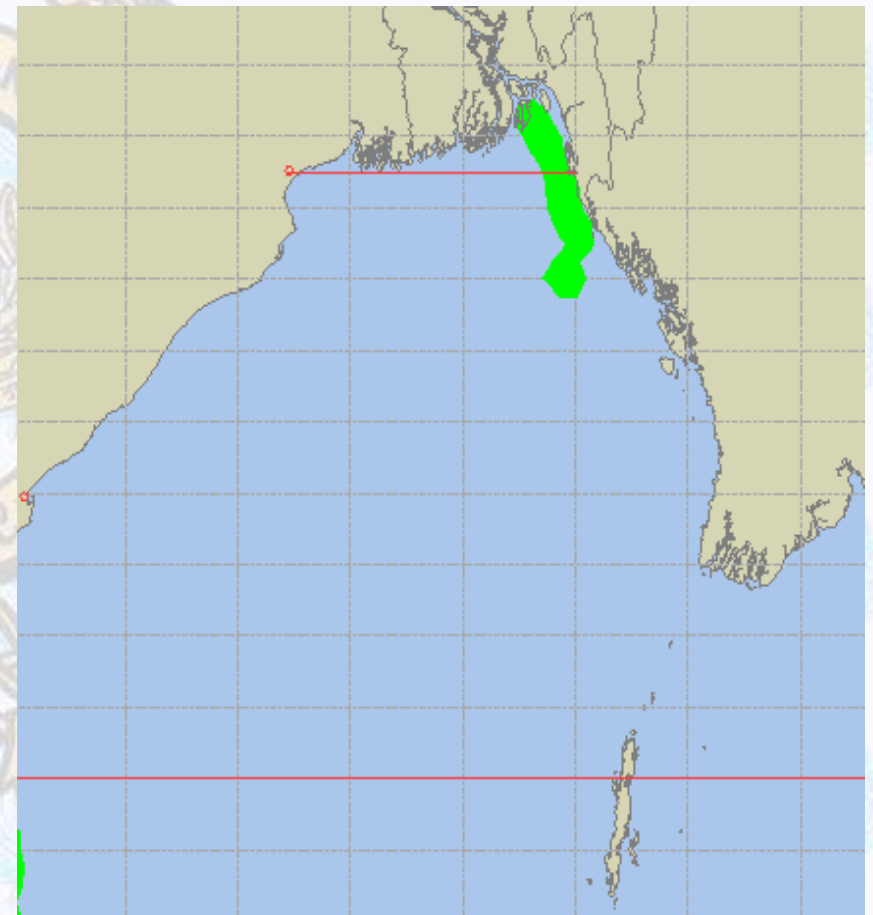
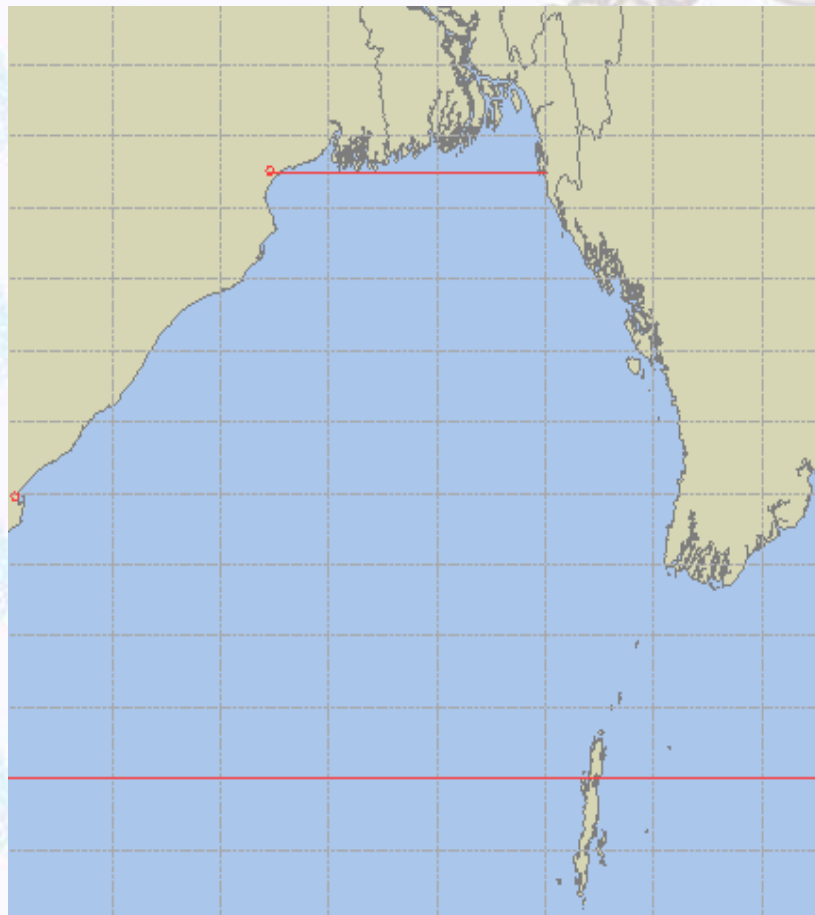




Peak Gusting Possibilities— 01 & 02 Sep 2020

01 Sep 20 Tuesday

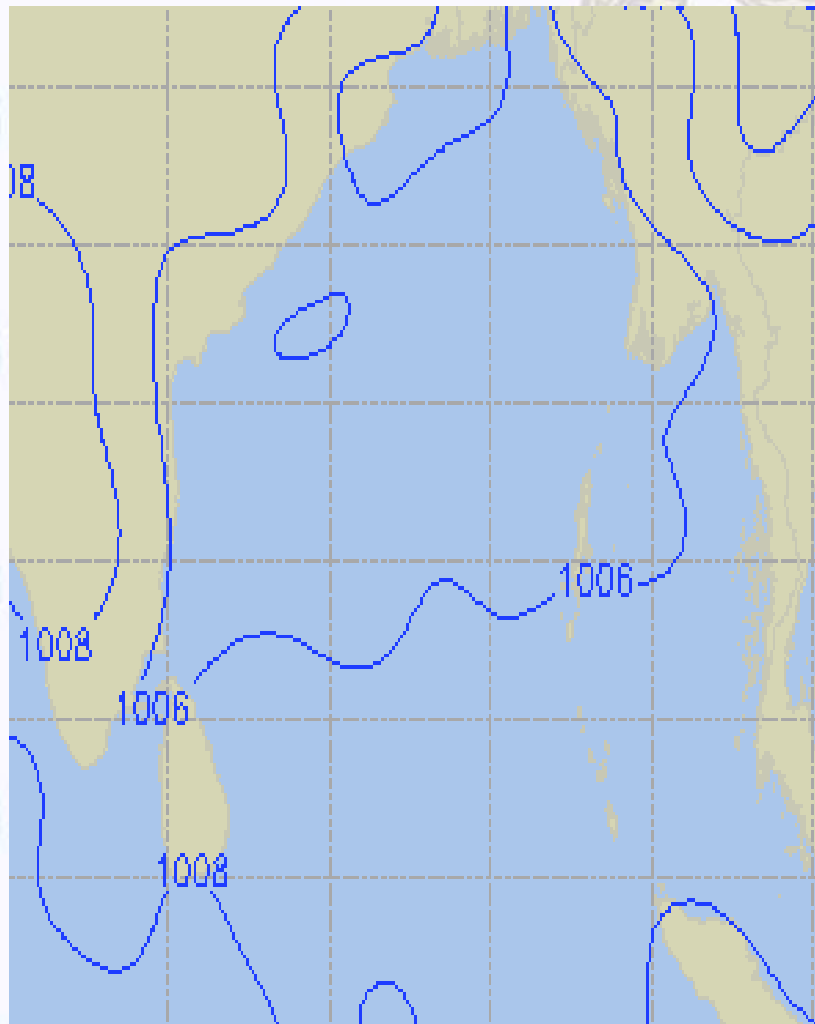
02 Sep 20 Wednesday



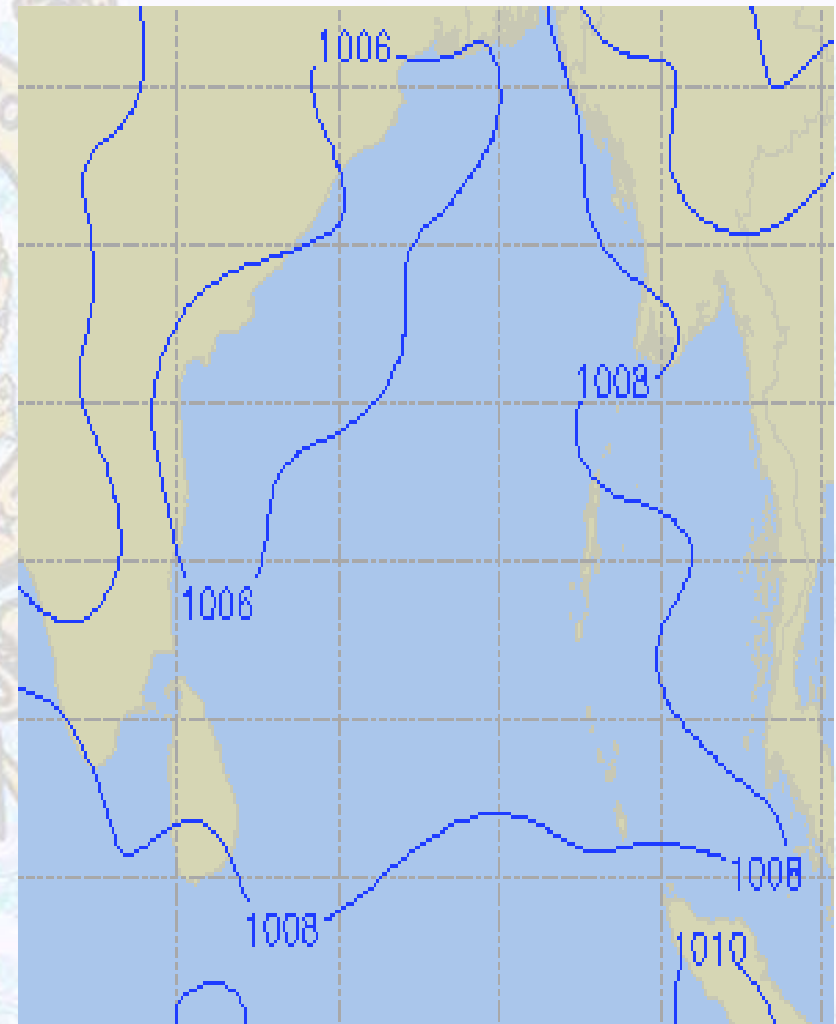


Surface Pressure forecast– 01 & 02 Sep 2020

01 Sep 20 Tuesday



02 Sep 20 Wednesday

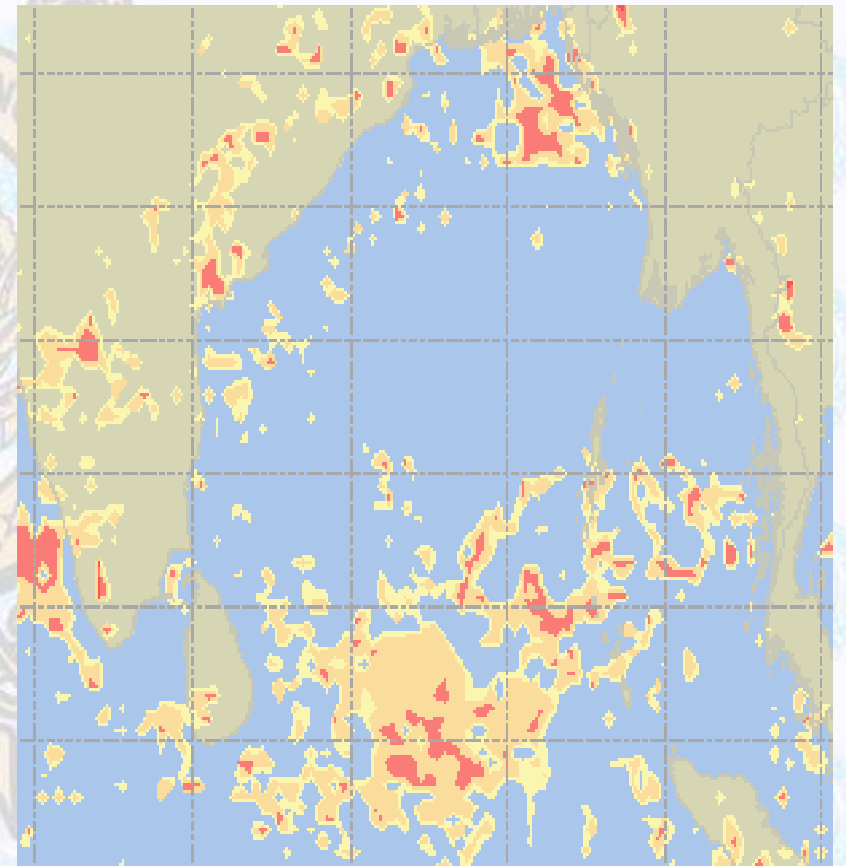
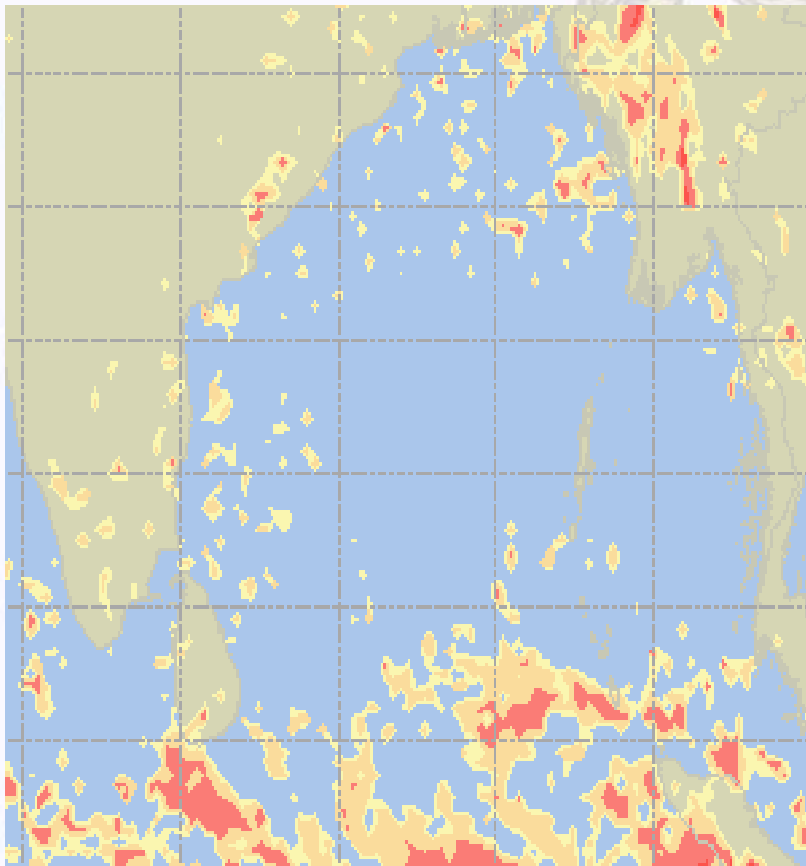




Visibility at Sea Forecast – 01 & 02 Sep 2020

01 Sep 20 Tuesday

02 Sep 20 Wednesday



Visibility Scale:



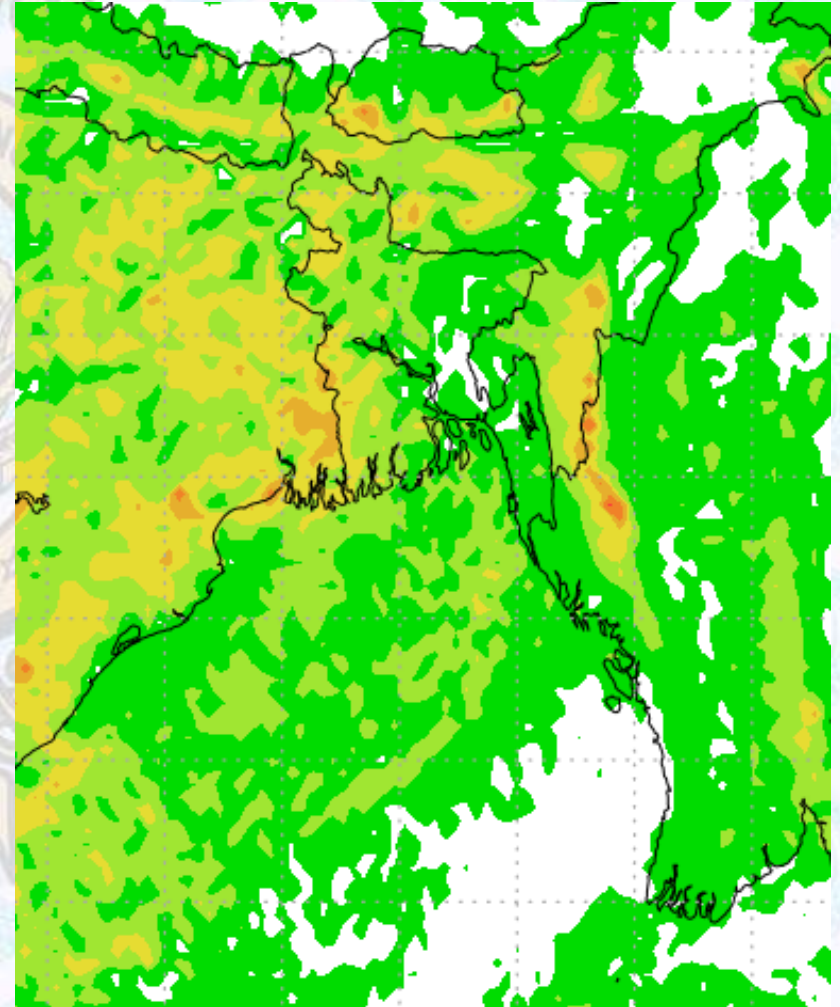
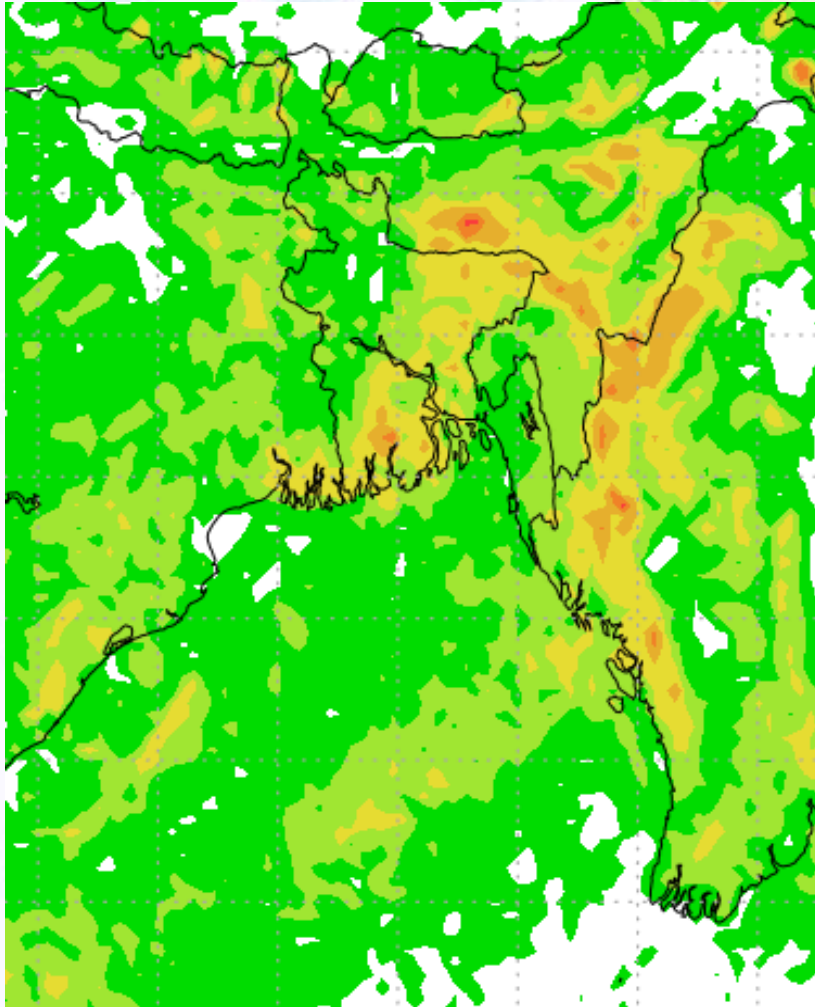
Ref (Slide 12-18): <http://www.weatheronline.co.uk/marine/weather?LEVEL>



Precipitation

Rain(mm) 01 & 02 Sep 2020

Rain(mm) 02 & 03 Sep 2020



Precipitation Scale (mm):





Tidal Information

KHAL NO. 10

COX'S BAZAR

HIRAN POINT

	Time	Height		Time	Height		Time	Height
01 Sep 2020	0034	4.85		0430	1.02		0410	1.09
	0648	0.89		1010	3.57		1016	3.27
	1242	5.17		1654	1.00		1641	1.03
	1916	0.75		2230	3.41		2236	3.13
02 Sep 2020	Time	Height		Time	Height		Time	Height
	0106	5.02		0509	0.95		0445	1.01
	0723	0.78		1047	3.68		1047	3.31
	1312	5.29		1731	0.95		1711	0.96
	1948	0.68		2305	3.50		2305	3.20
03 Sep 2020	Time	Height		Time	Height		Time	Height
	0134	5.16		0545	0.93		0516	0.96
	0754	0.69		1122	3.72		1116	3.31
	1340	5.38		1804	0.93		1738	0.93
	2016	0.63		2337	3.52		2331	3.23