



WEATHER FORECAST FOR BN

09 AUG- 12 AUG 2020



WEATHER FORECAST – DHAKA

09.08.2020

Hourly	2 PM	4 PM	8 PM	11 PM
Temp. / Dew Point	32 / 26	32 / 26	31 / 26	29 / 26
Wind	18 km/h SSE	17 km/h SSE	12 km/h SSE	11 km/h SE
Humidity	69%	72%	78%	82%
Chance of Precip	21%	12%	14%	16%
Cloud Cover	80%	80%	86%	90%
Conditions	Cloudy	Cloudy	Cloudy	Cloudy
Sunrise Sunset	5: 31 AM 6: 36 PM			

Conditions

Pressure : 1002 hpa

Visibility : 4.02 km

Ref: <https://www.wunderground.com/weather/bd/dhaka>



WEATHER FORECAST – CHATTOGRAM

09.08.2020

Hourly	2 PM	4 PM	8 PM	11 PM
Temp. / Dew Point	31 / 27	30 / 27	29 / 27	28 / 27
Wind	17 km/h S	17 km/h S	13 km/h SSE	11 km/h SE
Humidity	77%	82%	89%	91%
Chance of Precip.	16%	18%	30%	31%
Cloud Cover	89%	87%	87%	90%
Conditions	Cloudy	Cloudy	Cloudy	Cloudy/ Light Rain
Sunrise Sunset	5: 27 AM 6: 28 PM			

Conditions

Pressure : 1002 hpa

Visibility : 11.27 Km

Ref: <https://www.wunderground.com/weather/bd/chittagong>



WEATHER FORECAST – KHULNA

09.08.2020

Hourly	2 PM	4 PM	8 PM	11 PM
Temp. / Dew Point	32 / 28	31 / 28	29 / 27	29 / 27
Wind	16 km/h SE	16 km/h SE	9 km/h SE	8 km/h ESE
Humidity	82%	82%	90%	92%
Chance of Precip.	22%	11%	18%	19%
Cloud Cover	82%	83%	77%	82%
Conditions	Cloudy	Cloudy	Cloudy/ Light Rain	Cloudy/ Light Rain
Sunrise Sunset	5: 36 AM 6: 38 PM			

Conditions

Pressure : 1000 hpa

Visibility : 14.48 Km

Ref: <https://www.wunderground.com/weather/bd/khulna>



GENERAL WEATHER FORECAST – DHAKA

Description	10 August 2020	11 August 2020	12 August 2020
Temperature (C)	32°C/ 27°C	32°C/ 27°C	32°C/ 27°C
Summary	Cloudy	Cloudy	Cloudy
Sun Rise/Set	5h31m42s/18h35m12s	5h32m12s/18h34m30s	5h32m36s/18h33m42s
Day Length	13h03m30s	13h02m18s	13h01m06s
Moon Rise/ Set	10:48PM 11:00AM	11:23PM 11:51AM	- -
Moon Phase/ illu	Waning Gibbous, 61%	Last Quarter, 51%	Last Quarter, 98%
NauticalTwilight	0439,1927	0440,1926	0440,1925
Civil Twilight	0508,1859	0508,1858	0509,1857
Humidity	D : 77% N : 83%	D : 77% N : 83%	D : 76% N : 83%
Barometer (mb)	1002	1002	1002
Visibility	Moderate	Moderate	Moderate
Precip Chance	80%	80%	80%
Wind (mph)	17 Km/h SSE	18 Km/h SSE	18 Km/h SSE

Ref: <https://weather.com/weather/5day//BGXX0003:1:BG>



GENERAL WEATHER FORECAST– CHATTOGRAM

Description	10 August 2020	11 August 2020	12 August 2020
Temperature (C)	31°C/ 26°C	31°C/ 26°C	31°C/ 26°C
Summary	Cloudy/ Light rain	Cloudy/ Light rain	Cloudy/ Light rain
Sun Rise/Set	5h28m06s/18h27m24s	5h28m30s/18h26m42s	5h28m48s/18h25m54s
Day Length	12h59m18s	12h58m12s	12h57m06s
Moon Rise/ Set	10:44PM 10:53AM	11:19PM 11:43AM	11:58PM 12:35AM
Moon Phase/ illu	Waning Gibbous, 61%	Last Quarter, 52%	Last Quarter, 42%
NauticalTwilight	0436, 1918	0437, 1917	0437, 1917
Civil Twilight	0504, 1851	0505, 1850	0505, 1849
Humidity	D : 82% N : 91%	D : 85% N : 92%	D : 83% N : 92%
Barometer (mb)	1003	1004	1004
Visibility	Moderate	Moderate	Moderate
Precip Chance	50%	80%	80%
Wind (mph)	19 Km/h S	18 Km/h S	18 Km/h S

Ref: <https://weather.com/weather/5day//BGXX0002:1:BG>




GENERAL WEATHER FORECAST – KHULNA

Description	10 August 2020	11 August 2020	12 August 2020
Temperature(C)	33°C/ 27°C	32°C/ 27°C	32°C/ 27°C
Summary	Cloudy	Cloudy	Cloudy/ Light rain
Sun Rise/Set	5h36m30s/18h37m18s	5h36m54s/18h36m36s	5h37m18s/18h35m48s
Day Length	13h00m18s	12h59m42s	12h58m30s
Moon Rise/Set	10:54PM 11:04AM	11:29PM 11:54AM	- -
Moon Phase/illu	Waning Gibbous, 61%	Last Quarter, 51%	Last Quarter, 99%
NauticalTwilight	0445, 1928	0445, 1927	0446, 1927
Civil Twilight	0513, 1900	0513, 1900	0513, 1859
Humidity	D : 79% N : 87%	D : 79% N : 86%	D : 79% N : 86%
Barometer (mb)	1001	1001	1001
Visibility	Moderate	Moderate	Moderate
Precip Chance	80%	60%	80%
Wind (mph)	16 km/h SE	17 km/h SSE	16 km/h SSE

Ref: <https://weather.com/weather/5day//BGXX0005:1:BG>



SATELLITE VIEW OF BAY OF BENGAL




09/08/2020, 11:00 UTC MATSAT-IR

Ref: <http://satellite.imd.gov.in/insat.htm>



SATELLITE VIEW OF BAY OF BENGAL



09/08/2020, 11:00 MATSAT-VIS

Ref: <http://satellite.imd.gov.in/insat.htm>



Fleet Forecast Sea Area C-90 (Valid for 12 Hrs Commencing 1000 UTC of 09.08.2020)

Part One	NO STORM WARNING.	
Part Two	A LOW HAS FORMED OVER OF NORTH-WEST BAY AND ADJOINING AREA. MONSOON IS WEAK TO MODERATE OVER NORTH BAY.	
Part Three	Weather	TEMPORARY RAIN/THUNDER SHOWERS OVER AREA C-90.
	Wind	SOUTH/SOUTH-EASTERLY, 10-15 KTS, TEMPORARY GUSTING TO 25 KTS.
	Visibility	(03-05) KMS, REDUCING TO 1500 M OR LESS IN RAIN/SHOWERS.
	Outlook	FOR SUBSEQUENT 12 HOURS: LITTLE CHANGE.
	MSL Pressure	AT = 0000 UTC. CHATTOGRAM =1002 HPA




Inland River Port Warning **(VALID TILL 06 PM OF 09.08.2020)**

IN ASSOCIATION WITH RAIN/THUNDER SHOWERS TEMPORARY S/SELY GUSTY/SQUALLY WIND SPEED 45-60 KPH IS LIKELY TO OCCUR OVER THE REGIONS OF RANGPUR, DHAKA, FARIDPUR, MADAPUR, KHULNA, BARISHAL, PATUAKHALI, NOAKHALI, CUMILLA, CHATTOGRAM AND COXS BAZAR WHEREIN RIVERPORTS SHALL HOIST CAUTIONARY SIGNAL NO. ONE (R) ONE.

Ref: <http://www.bmd.gov.bd/?/home>



Surface Wind Forecast- 10 Aug- 2020



Legend:



Calm
Winds



5 Knots



10 Knots



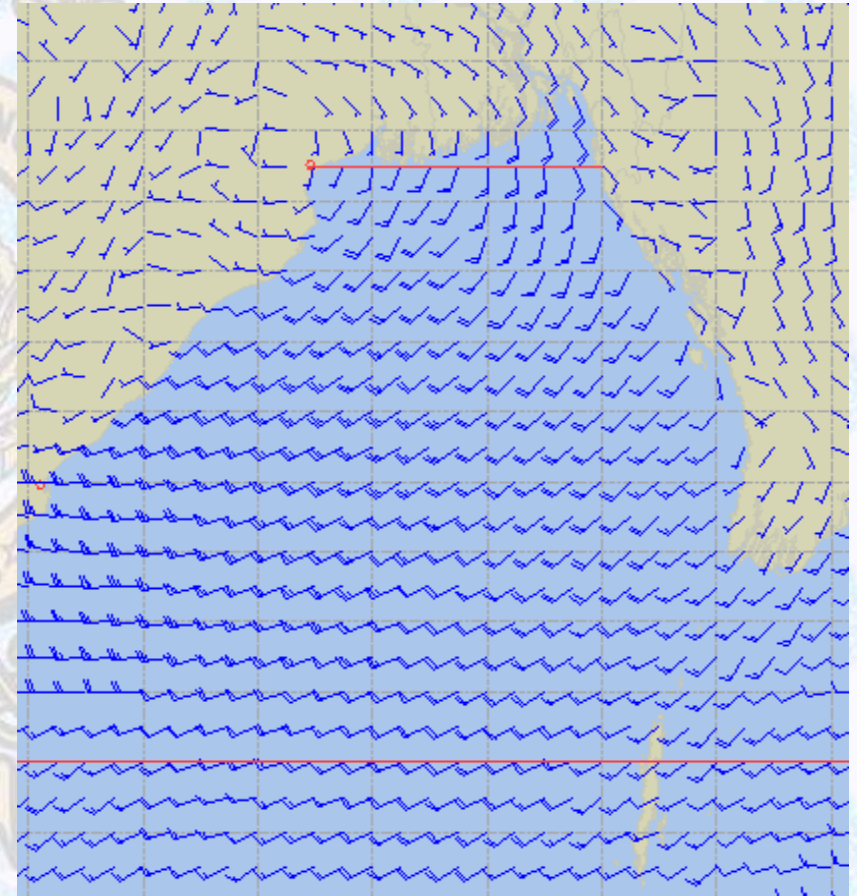

60 Knots



Surface Wind Forecast – 11 & 12 Aug - 2020

11 August 20 Tuesday

12 August 20 Wednesday



Legend:



Calm
Winds



5 Knots



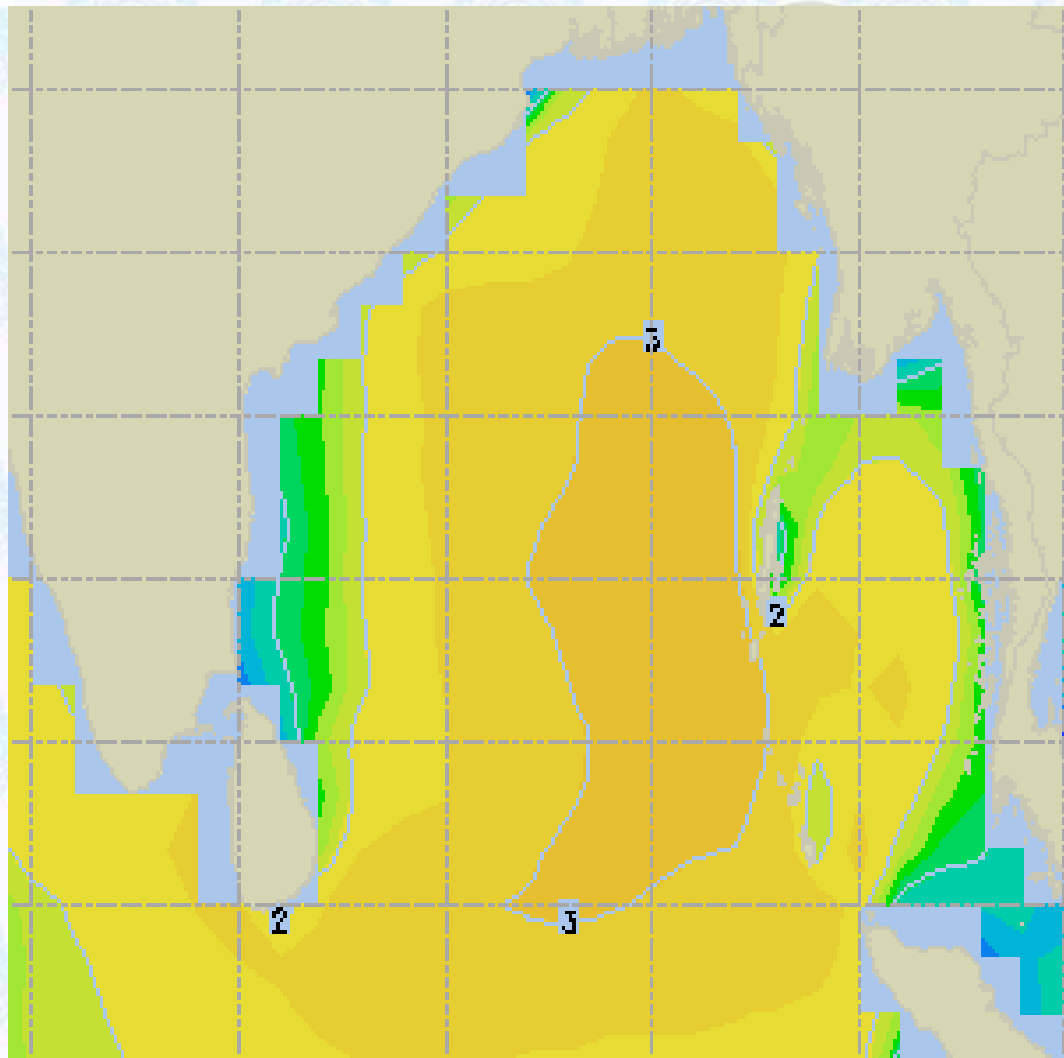
10 Knots



60 Knots



Sea State Forecast – 10 Aug- 2020



Sea State	Ht (m)
0	0-0.1
1	0-0.1
2	0.1-0.5
3	0.5-1.25
4	1.25-2.5
5	2.5-4.0
6	4-6
7	6-9
8	9-14
9	Over 14

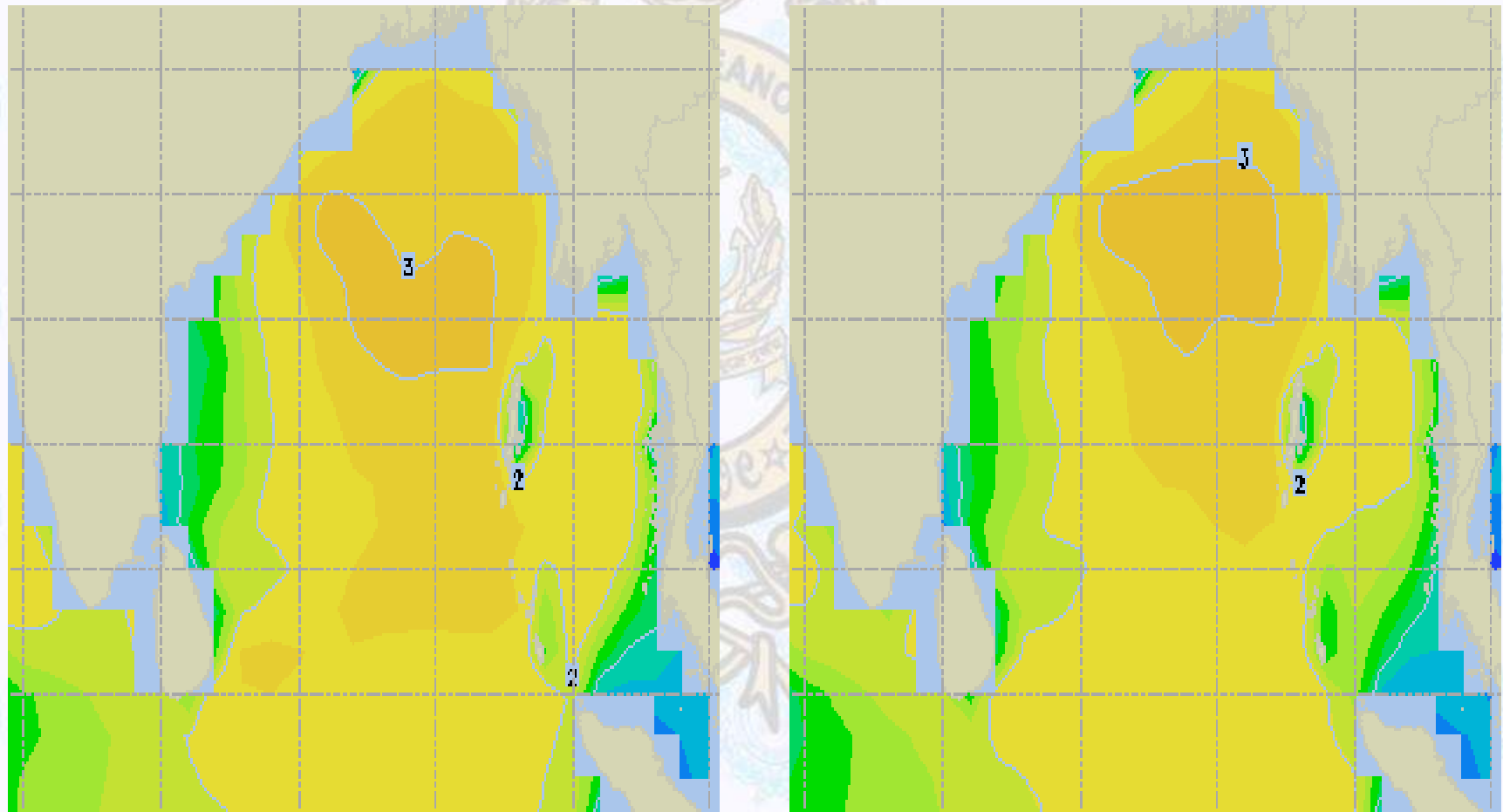




Sea State Forecast – 11 & 12 Aug - 2020

11 August 20 Tuesday

12 August 20 Wednesday

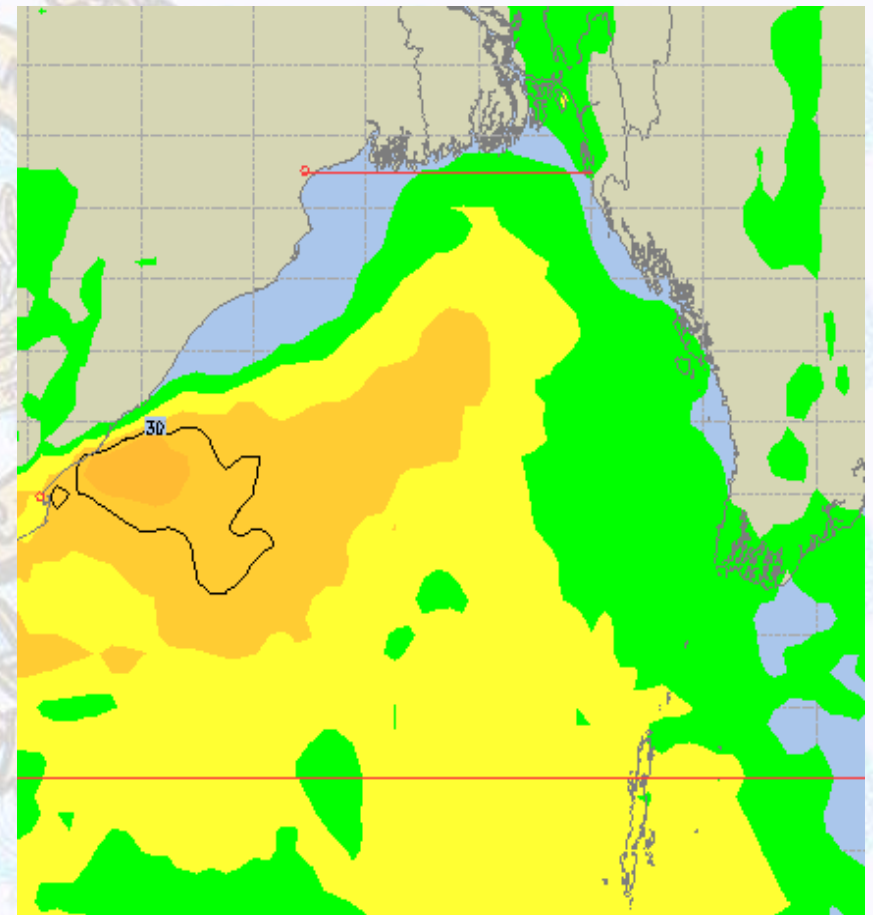
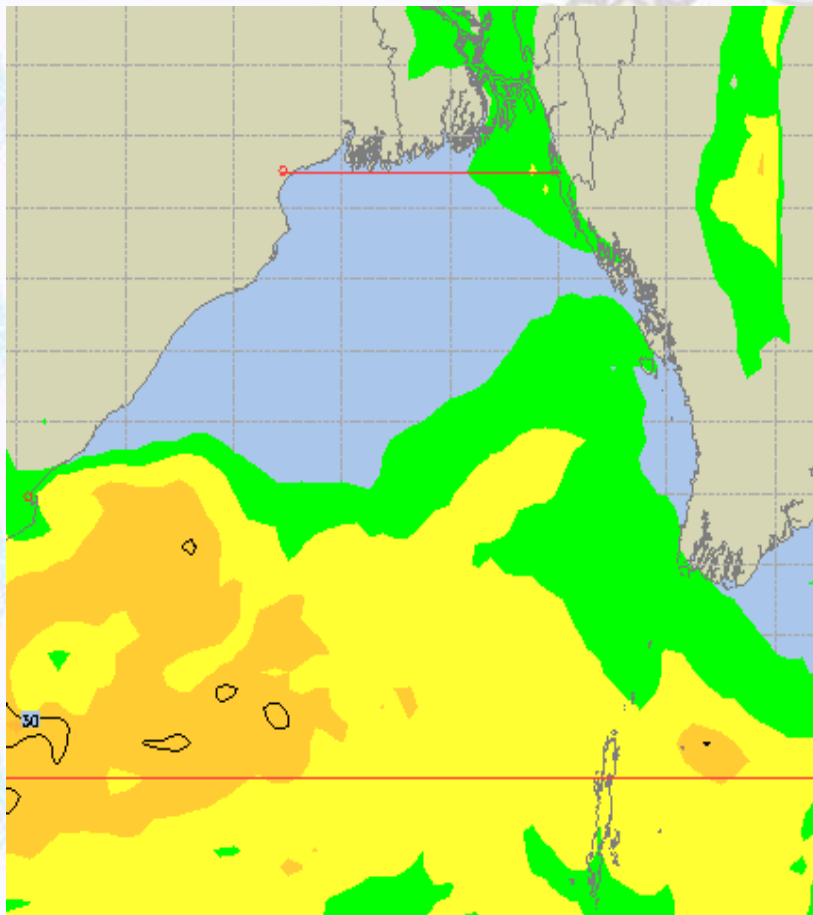




Peak Gusting Possibilities— 10 & 11 Aug 2020

10 August 20 Monday

11 August 20 Tuesday

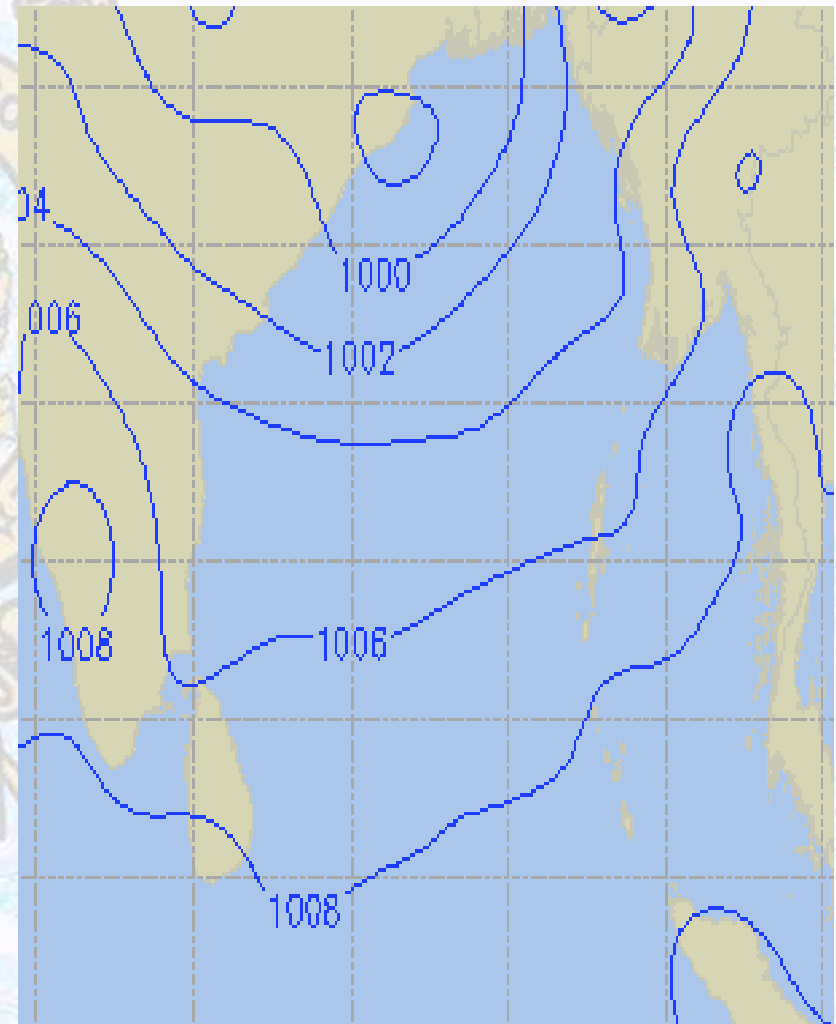
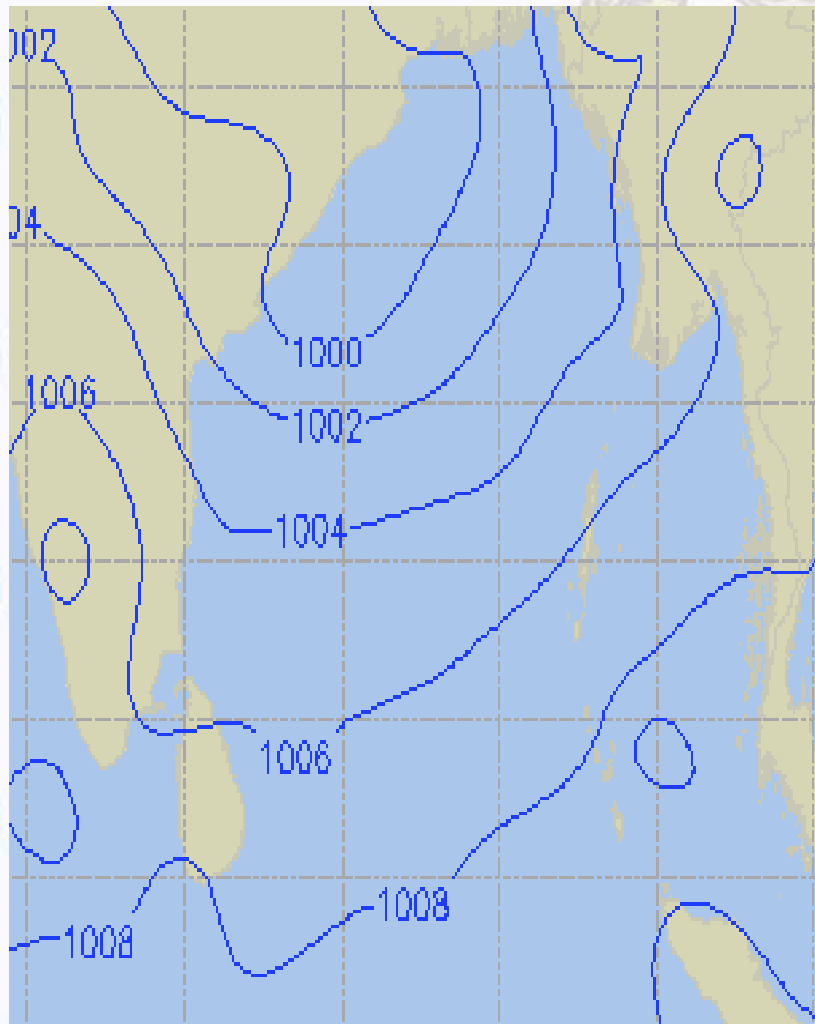




Surface Pressure forecast– 10 & 11 Aug 2020

10 August 20 Monday

11 August 20 Tuesday

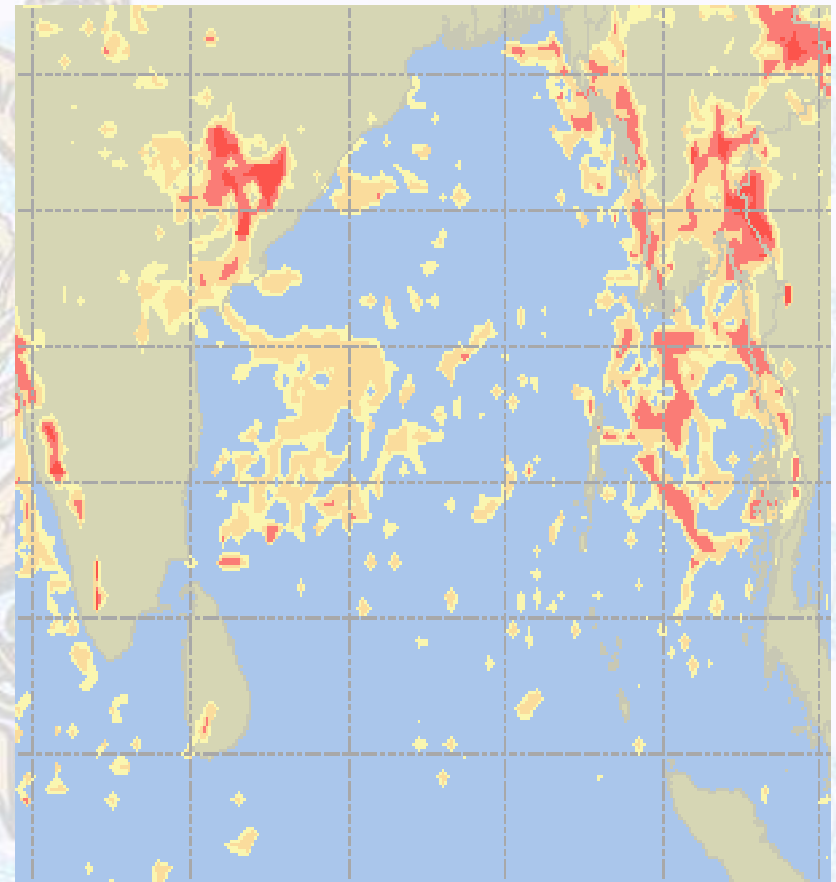
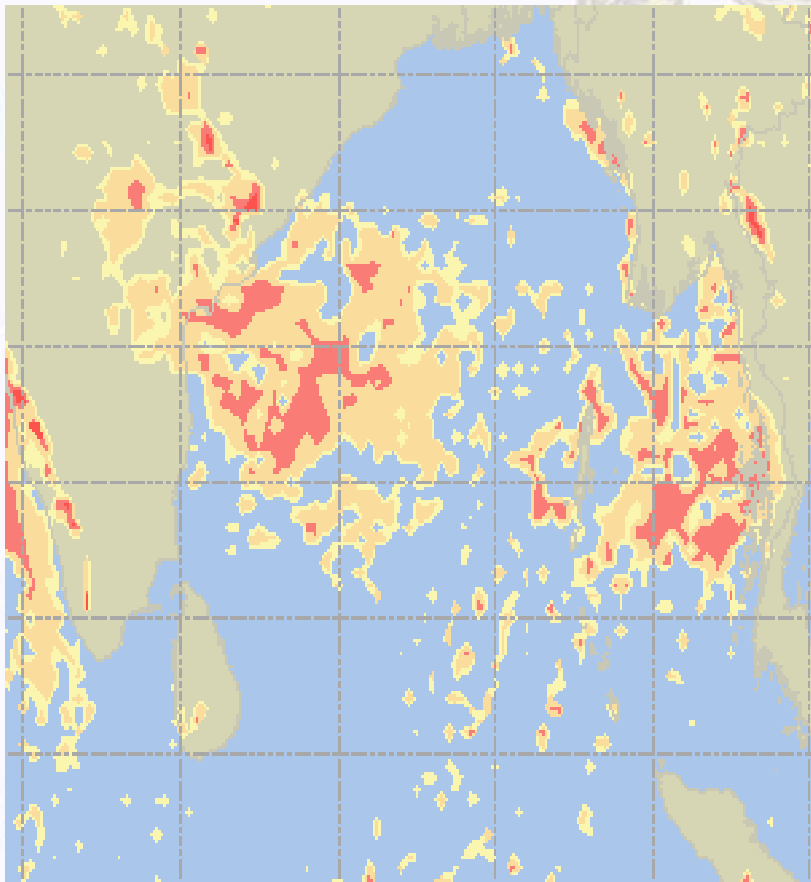




Visibility at Sea Forecast – 10 & 11 Aug 2020

10 August 20 Monday

11 August 20 Tuesday



Visibility Scale:



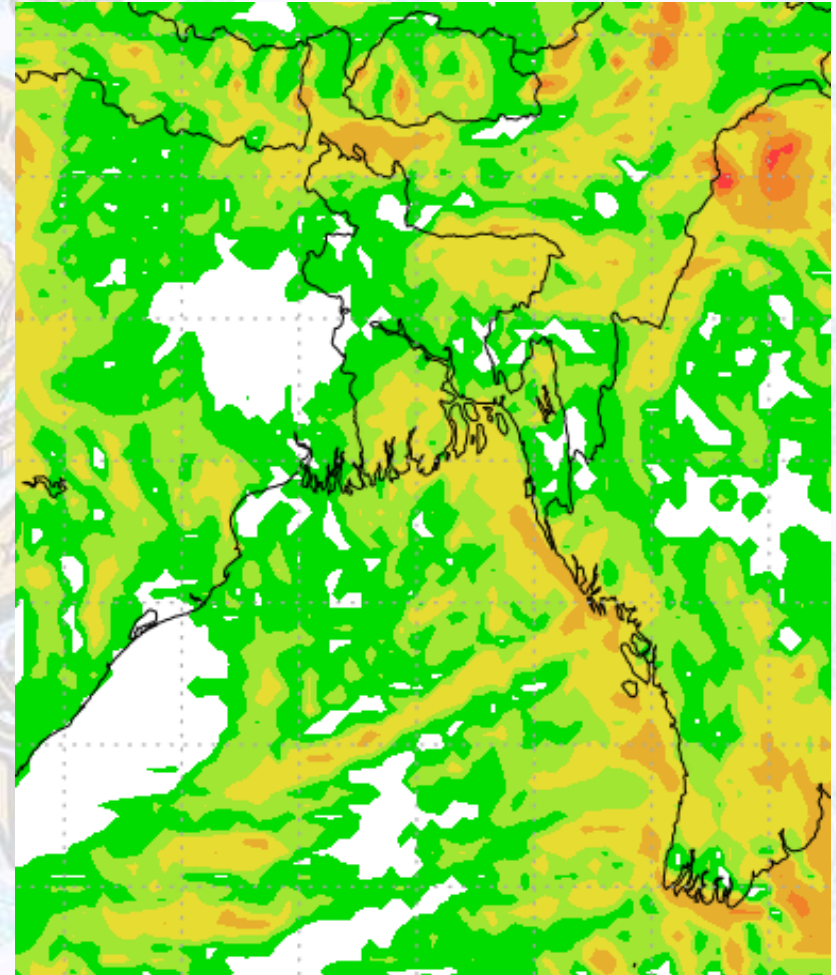
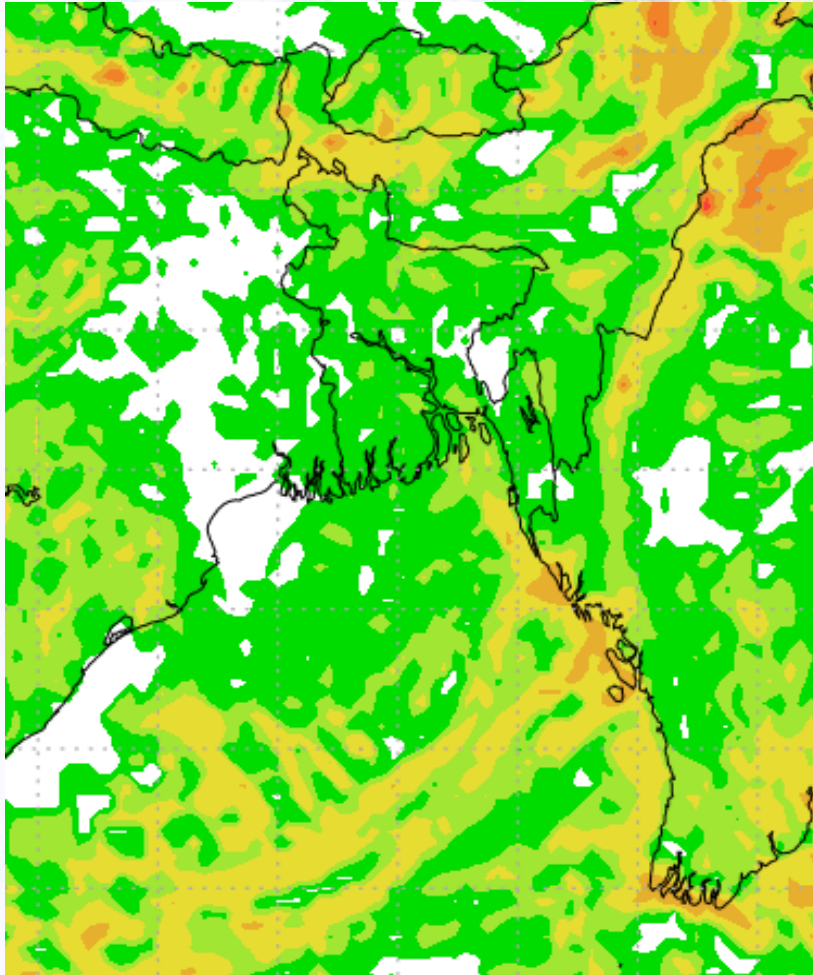
Ref (Slide 12-18): <http://www.weatheronline.co.uk/marine/weather?LEVEL>



Precipitation

Rain(mm) 10 & 11 Aug 2020

Rain(mm) 11 & 12 Aug 2020



Precipitation Scale (mm):





Tidal Information

KHAL NO. 10

COX'S BAZAR

HIRAN POINT

	Time	Height		Time	Height		Time	Height
		0444		4.93			0222	3.10
10 Aug 2020	1059	1.18		0849	1.33		0806	1.40
	1659	4.81		1444	3.12		1405	3.01
	2319	1.09		2105	1.42		2024	1.27
11 Aug 2020	Time	Height		Time	Height		Time	Height
	0529	4.72		0305	2.97		0240	2.96
	1145	1.40		0932	1.44		0848	1.54
	1749	4.46		1529	2.92		1446	2.85
	-	-		2149	1.52		2104	1.39
12 Aug 2020	Time	Height		Time	Height		Time	Height
	0005	1.33		0329	2.86		0359	2.85
	0624	4.51		0941	1.69		1027	1.55
	1242	1.63		1538	2.68		1625	2.75
	1849	4.16		2200	1.52		2249	1.60