



WEATHER FORECAST FOR BN

03 AUG- 06 AUG 2020



WEATHER FORECAST – DHAKA

03.08.2020

Hourly	2 PM	4 PM	8 PM	11 PM
Temp./ Dew Point	34 / 27	35 / 27	32 / 27	31 / 27
Wind	5 km/h NNE	3 km/h NNW	4 km/h W	5 km/h WSW
Humidity	65%	63%	74%	80%
Chance of Precip	7%	8%	47%	37%
Cloud Cover	46%	40%	59%	82%
Conditions	Cloudy	Cloudy	Cloudy/	Cloudy/ Light Rain
Sunrise Sunset	5: 28 AM 6: 40 PM			

Conditions

Pressure : 996 hpa

Visibility : 3.54 km

Ref: <https://www.wunderground.com/weather/bd/dhaka>



WEATHER FORECAST – CHATTOGRAM

03.08.2020

Hourly	2 PM	4 PM	8 PM	11 PM
Temp. / Dew Point	31 / 28	31 / 28	29 / 27	29 / 28
Wind	7 km/h WNW	8 km/h WSW	8 km/h SW	5 km/h SW
Humidity	83%	84%	89%	91%
Chance of Precip.	15%	15%	65%	79%
Cloud Cover	67%	82%	93%	94%
Conditions	Cloudy	Cloudy	Cloudy/ Light Rain	Cloudy/ Light Rain
Sunrise Sunset	5: 25 AM 6: 31 PM			

Conditions

Pressure : 997 hpa

Visibility : 9.66 Km

Ref: <https://www.wunderground.com/weather/bd/chittagong>



WEATHER FORECAST – KHULNA

03.08.2020

Hourly	2 PM	4 PM	8 PM	11 PM
Temp. / Dew Point	35 / 28	35 / 28	31 / 28	30 / 28
Wind	5 km/h E	4 km/h SE	5 km/h SSW	4 km/h W
Humidity	68%	69%	86%	90%
Chance of Precip.	17%	22%	21%	38%
Cloud Cover	59%	54%	65%	82%
Conditions	Cloudy	Cloudy	Cloudy/ Light Rain	Cloudy/ Light Rain
Sunrise Sunset	5: 33 AM 6: 41 PM			

Conditions

Pressure : 996 hpa

Visibility : 14.48 Km

Ref: <https://www.wunderground.com/weather/bd/khulna>



GENERAL WEATHER FORECAST – DHAKA

Description	04 August 2020	05 August 2020	06 August 2020
Temperature (C)	33 °C/ 27 °C	33 °C/ 27 °C	32 °C/ 27 °C
Summary	Cloudy/ Light Rain	Cloudy/ Light Rain	Cloudy/ Light Rain
Sun Rise/Set	5h29m24s/18h39m30s	5h29m48s/18h38m48s	5h30m06s/18h38m06s
Day Length	13h10m06s	13h09m00s	13h08m00s
Moon Rise/ Set	7:25PM 5:48AM	8:04PM 6:44AM	8:39PM 7:38AM
Moon Phase/ illu	Full Moon, 99%	Waning Gibbous, 97%	Waning Gibbous, 92%
NauticalTwilight	0436,1931	0437,1931	0437,1930
Civil Twilight	0505,1903	0505,1902	0506,1902
Humidity	D : 77% N : 82%	D : 75% N : 82%	D : 77% N : 84%
Barometer (mb)	994	993	998
Visibility	Moderate	Moderate	Moderate
Precip Chance	80%	60%	80%
Wind (mph)	10 Km/h NE	23 Km/h ESE	20 Km/h SE

Ref: <https://weather.com/weather/5day//BGXX0003:1:BG>



GENERAL WEATHER FORECAST– CHATTOGRAM

Description	04 August 2020	05 August 2020	06 August 2020
Temperature (C)	31 °C/ 26 °C	31 °C/ 26 °C	31 °C/ 26 °C
Summary	Cloudy/ Light rain	Cloudy/ Light rain	Cloudy/ Light rain
Sun Rise/Set	5h26m06s/18h31m24s	5h26m24s/18h30m42s	5h26m42s/18h30m06s
Day Length	13h05m18s	13h04m18s	13h03m24s
Moon Rise/ Set	7:17PM 5:45AM	7:56PM 6:40AM	8:32PM 7:34AM
Moon Phase/ illu	Full Moon, 99%	Waning Gibbous, 97%	Waning Gibbous, 92%
NauticalTwilight	0433, 1923	0434, 1922	0434, 1921
Civil Twilight	0502, 1855	0502, 1854	0503, 1853
Humidity	D : 87% N : 90%	D : 85% N : 90%	D : 85% N : 92%
Barometer (mb)	996	994	999
Visibility	Moderate	Moderate	Moderate
Precip Chance	80%	80%	90%
Wind (mph)	12 Km/h SSE	22 Km/h SE	18 Km/h SSE

Ref: <https://weather.com/weather/5day//BGXX0002:1:BG>




GENERAL WEATHER FORECAST – KHULNA

Description	04 August 2020	05 August 2020	06 August 2020
Temperature(C)	34°C/ 27°C	32°C/ 27°C	31°C/ 27°C
Summary	Cloudy/ Light rain	Cloudy/ Light rain	Cloudy/ Light rain
Sun Rise/Set	5h34m24s/18h41m18s	5h34m48s/18h40m42s	5h35m06s/18h40m00s
Day Length	13h06m54s	13h05m54s	13h04m54s
Moon Rise/Set	7:28PM 5:55AM	8:07PM 6:50AM	8:42PM 7:44AM
Moon Phase/illu	Full Moon, 99%	Waning Gibbous, 97%	Waning Gibbous, 92%
Nautical Twilight	0442, 1933	0442, 1932	0443, 1931
Civil Twilight	0510, 1905	0510, 1904	0511, 1903
Humidity	D : 81% N : 87%	D : 82% N : 86%	D : 82% N : 88%
Barometer (mb)	994	992	996
Visibility	Moderate	Moderate	Moderate
Precip Chance	100%	60%	90%
Wind (mph)	10 km/h NE	25 km/h ESE	19 km/h SE

Ref: <https://weather.com/weather/5day//BGXX0005:1:BG>



SATELLITE VIEW OF BAY OF BENGAL

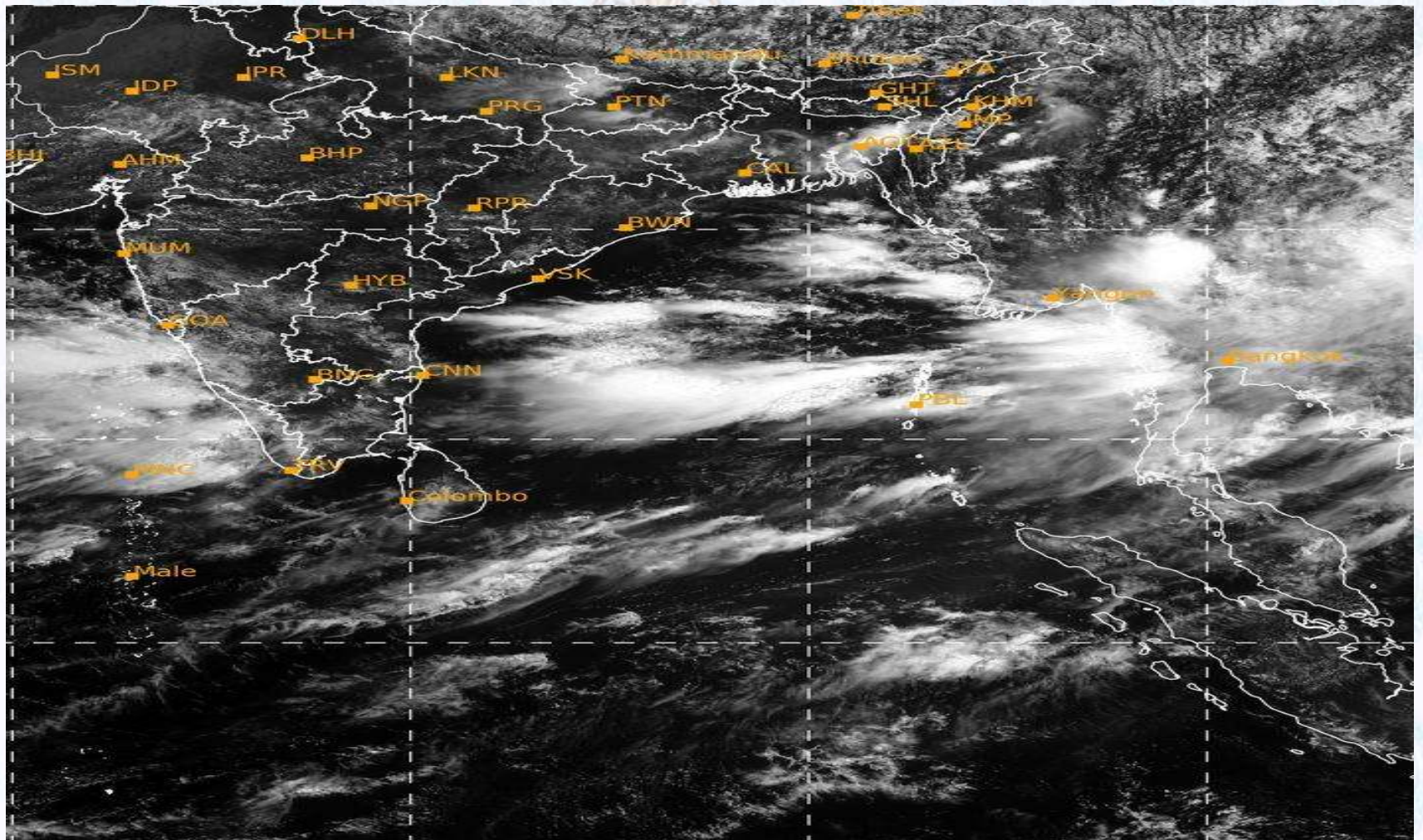


03/08/2020, 11:00 UTC MATSAT-IR

Ref: <http://satellite.imd.gov.in/insat.htm>



SATELLITE VIEW OF BAY OF BENGAL



03/08/2020, 11:00 MATSAT-VIS

Ref: <http://satellite.imd.gov.in/insat.htm>



Fleet Forecast Sea Area C-90 (Valid for 12 Hrs Commencing 1000 UTC of 03.08.2020)

Part One	NO STORM WARNING.	
Part Two	TROUGH OF LOW LIES OVER NORTH BAY. MONSOON IS WEAK TO MODERATE OVER NORTH BAY.	
Part Three	Weather	TEMPORARY RAIN/THUNDER SHOWERS OVER AREA C-90.
	Wind	SOUTH/SOUTH-WESTERLY 10-12KTS, TEMPORARY GUSTING TO 22 KTS.
	Visibility	03-05 KMS, REDUCING TO 1500 M OR LESS IN RAIN/SHOWERS.
	Outlook	FOR SUBSEQUENT 12 HOURS: LITTLE CHANGE.
	MSL Pressure	AT = 0000 UTC. CHATTOGRAM =997 HPA



Inland River Port Warning (VALID TILL 06 PM OF 03.08.2020)


THERE IS NO INLAND RIVERPORTS WARNING AND NO SIGNAL IS TO BE HOISTED.



Ref: <http://www.bmd.gov.bd/?/home>



Surface Wind Forecast- 04 Aug- 2020



Legend:



Calm
Winds



5 Knots



10 Knots




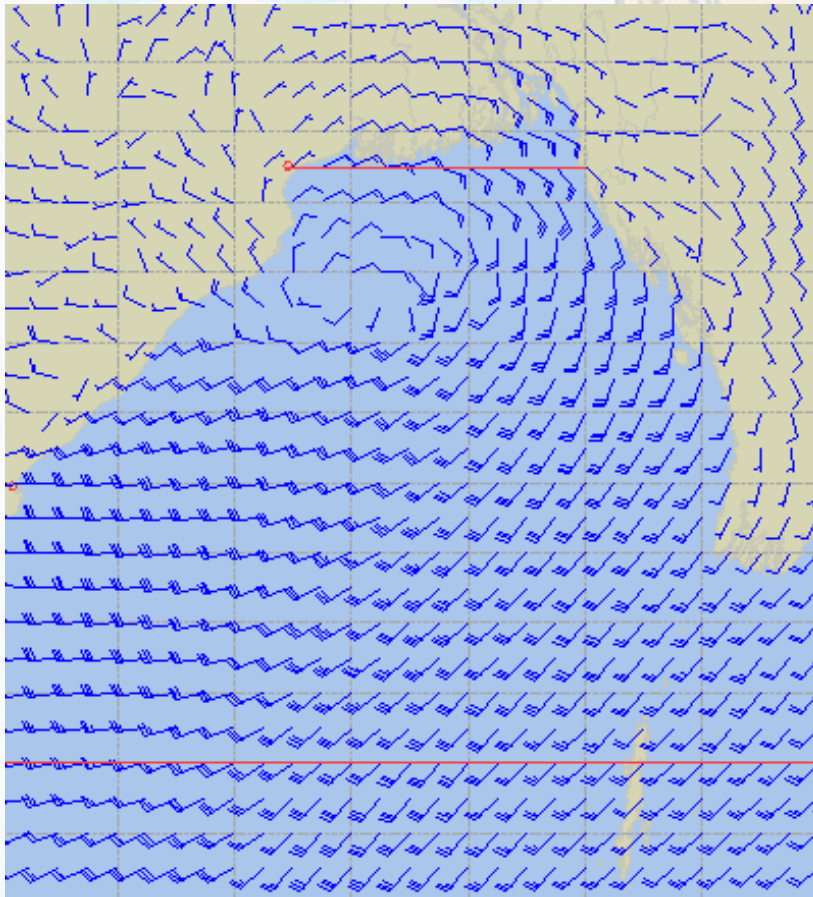
60 Knots



Surface Wind Forecast – 05 & 06 Aug - 2020

05 August 20 Wednesday

06 August 20 Thursday



Legend:



**Calm
Winds**



5 Knots



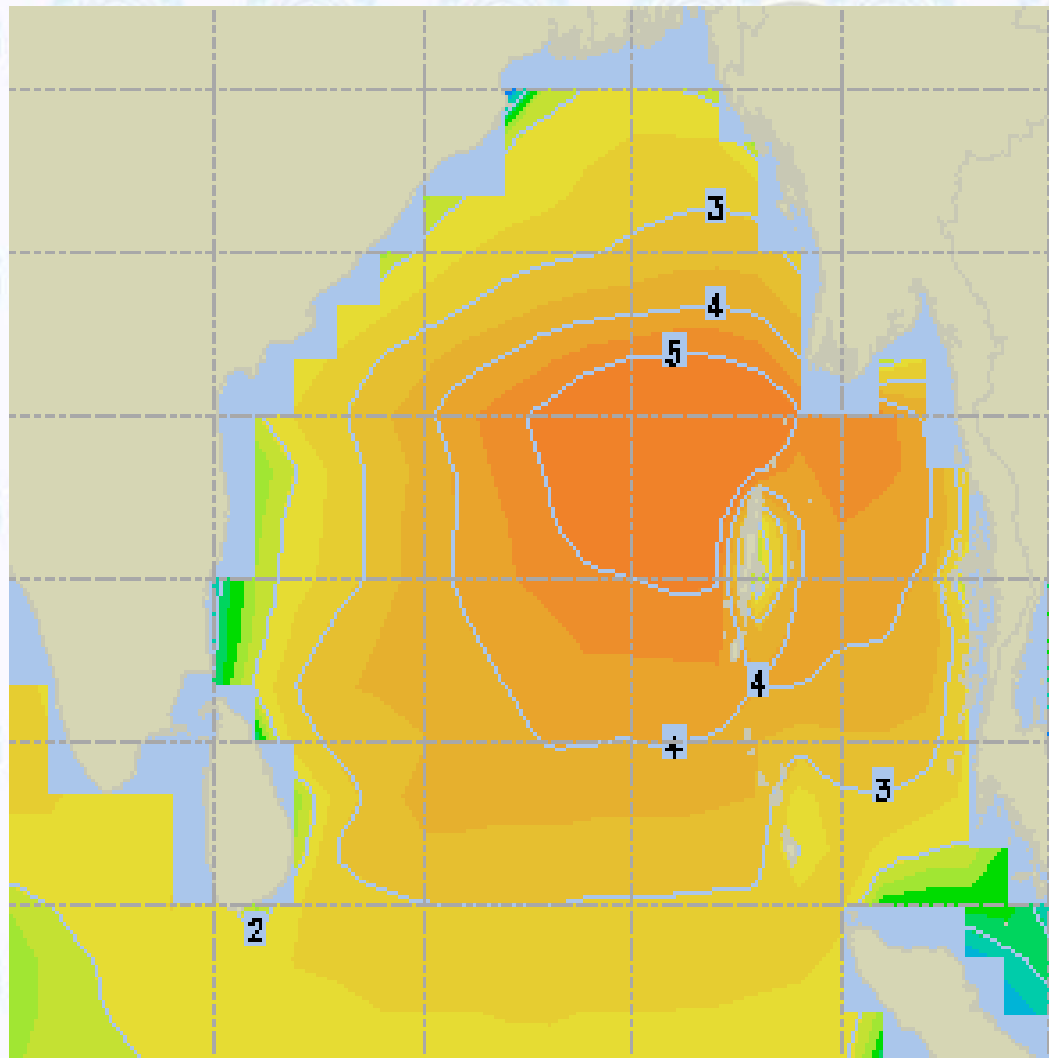
10 Knots



60 Knots



Sea State Forecast – 04 Aug- 2020



Sea State	Ht (m)
0	0-0.1
1	0-0.1
2	0.1-0.5
3	0.5-1.25
4	1.25-2.5
5	2.5-4.0
6	4-6
7	6-9
8	9-14
9	Over 14

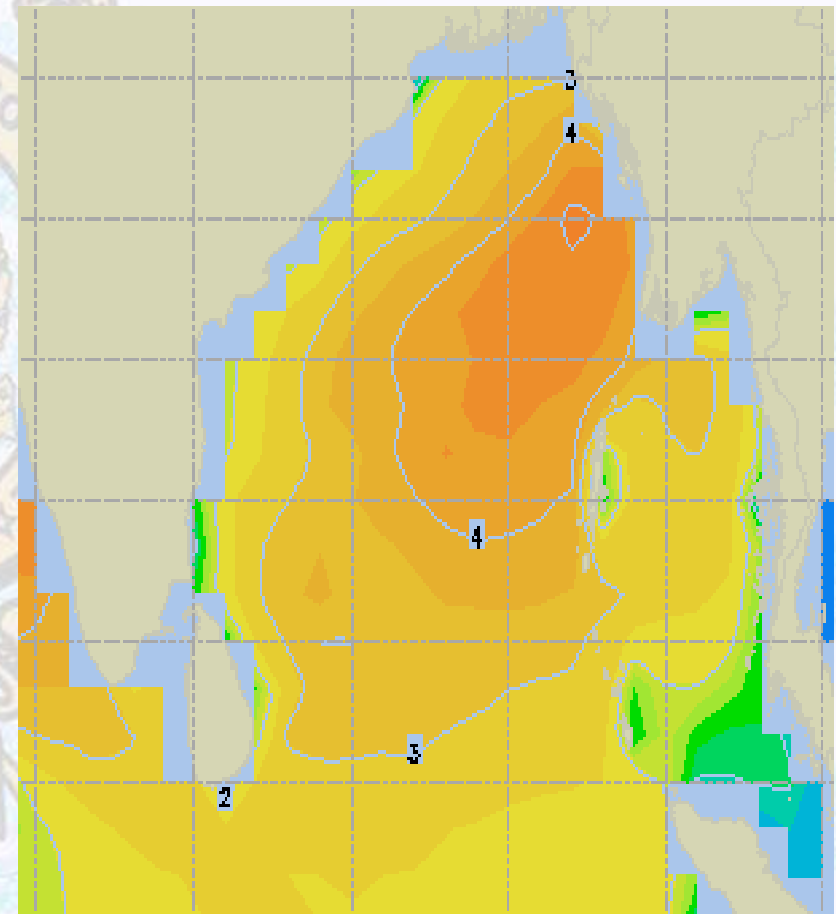
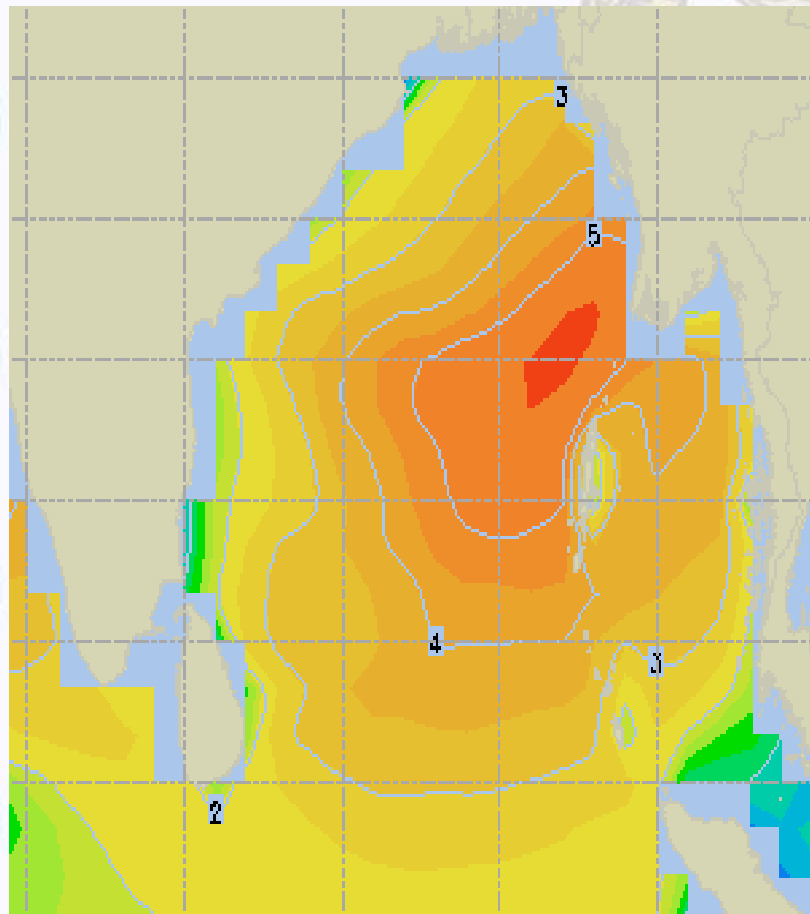




Sea State Forecast – 05 & 06 Aug - 2020

05 August 20 Wednesday

06 August 20 Thursday

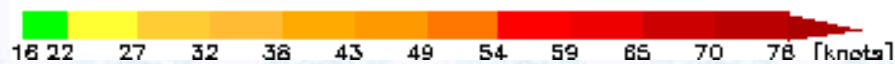
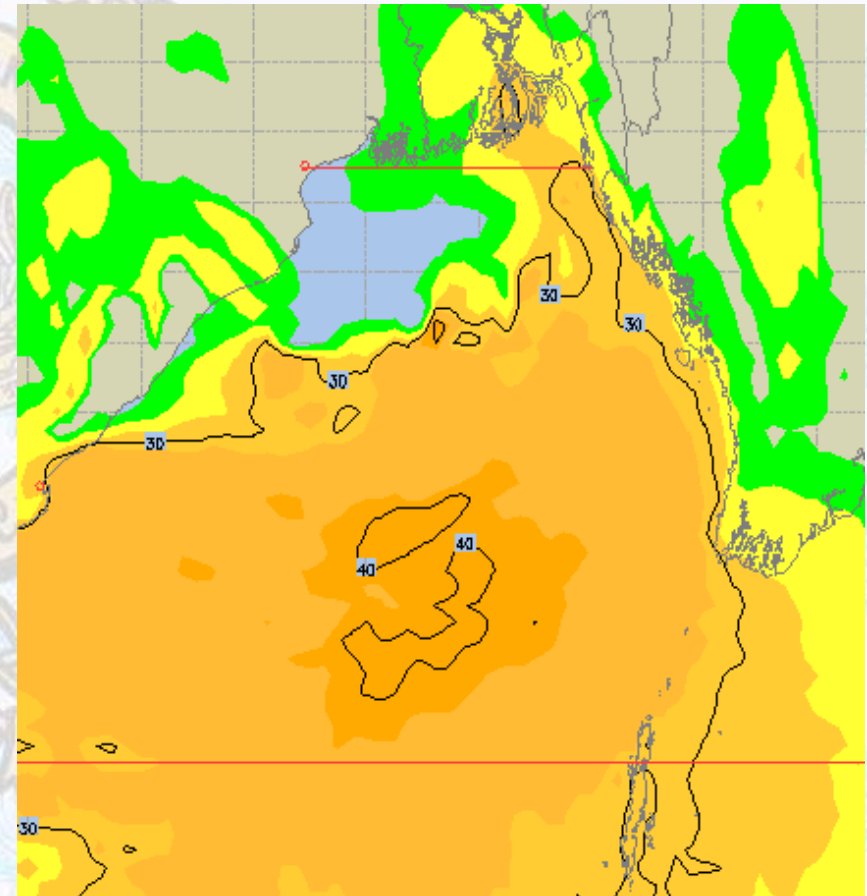
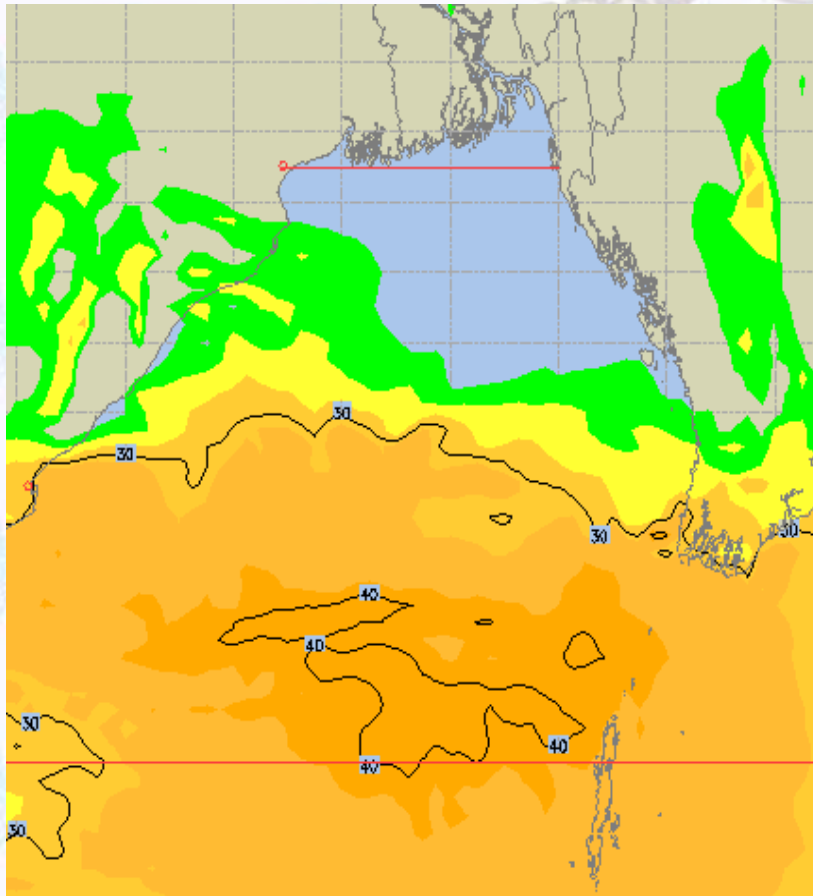




Peak Gusting Possibilities—04 & 05 Aug 2020

04 August 20 Tuesday

05 August 20 Wednesday

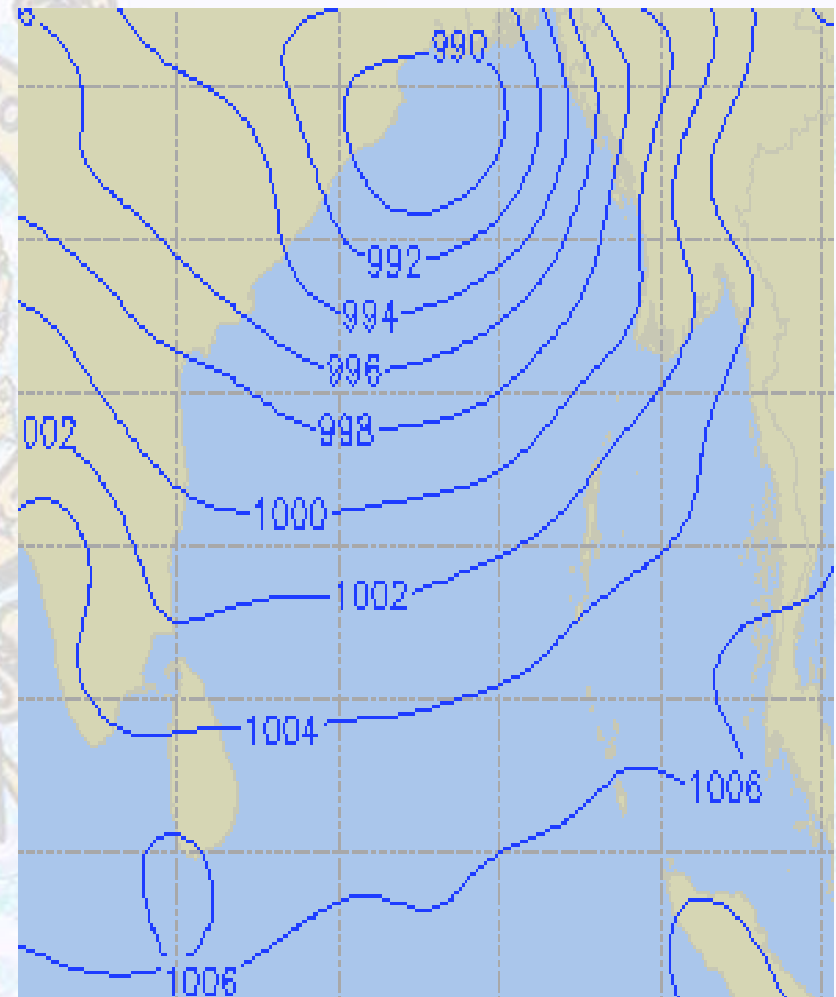
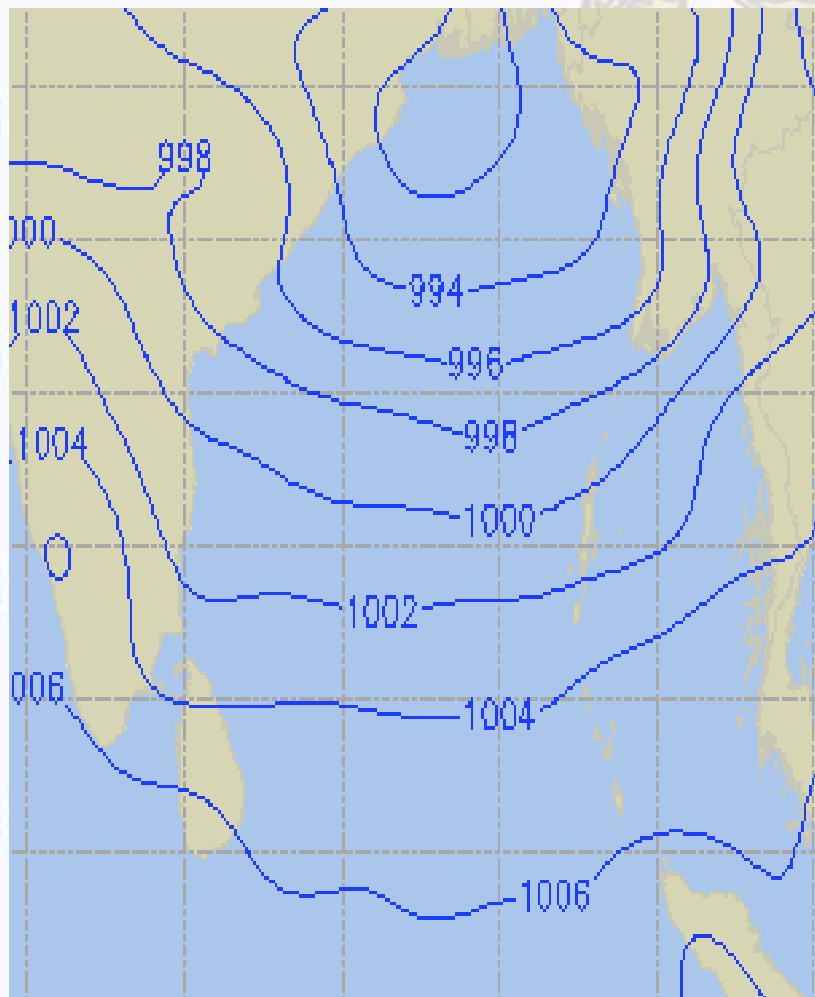




Surface Pressure forecast– 04 & 05 Aug 2020

04 August 20 Tuesday

05 August 20 Wednesday

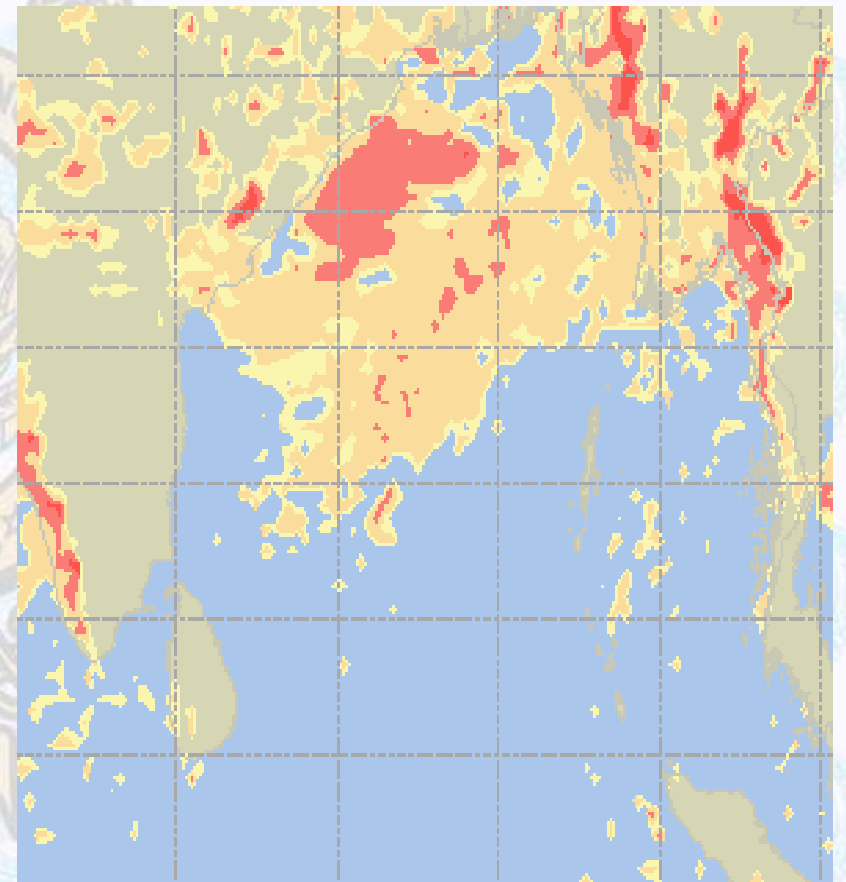
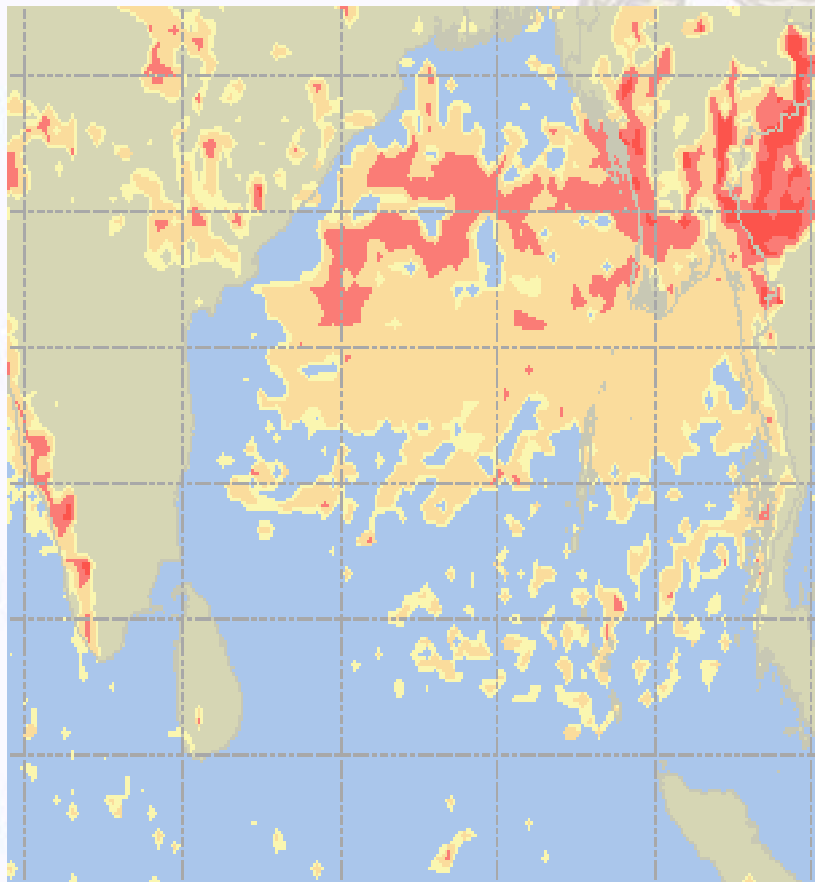




Visibility at Sea Forecast – 04 & 05 Aug 2020

04 August 20 Tuesday

05 August 20 Wednesday



Visibility Scale:

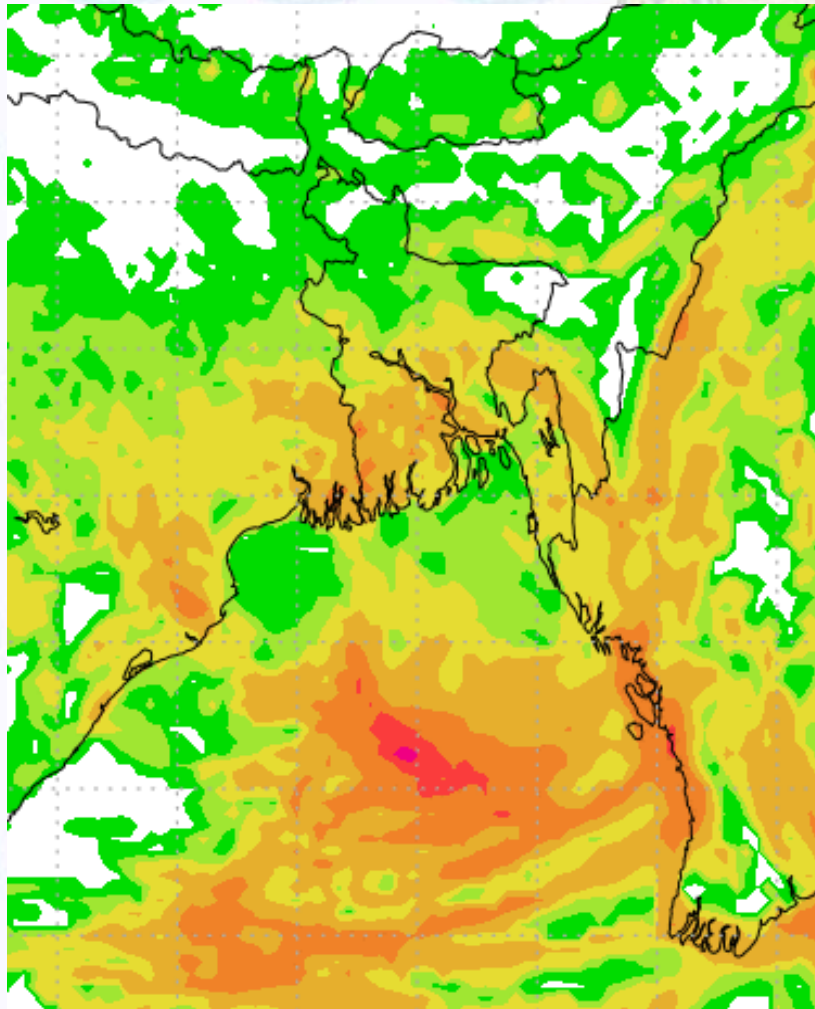


Ref (Slide 12-18): <http://www.weatheronline.co.uk/marine/weather?LEVEL>

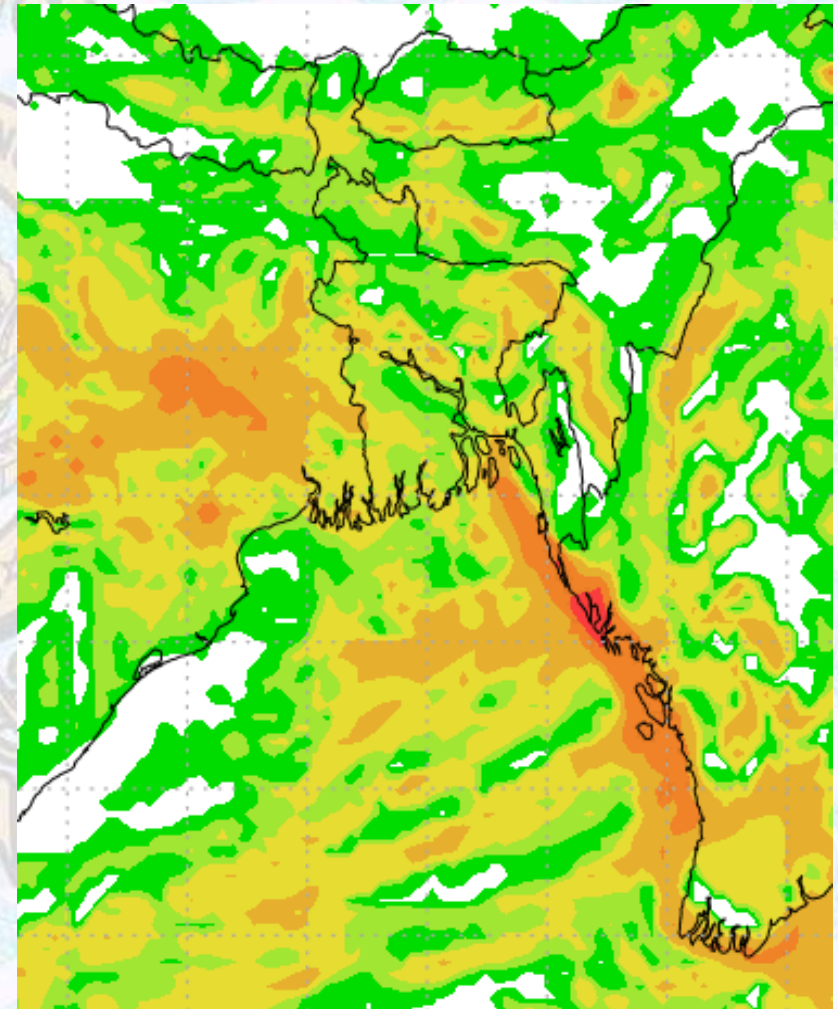


Precipitation

Rain(mm) 04 & 05 Aug 2020



Rain(mm) 05 & 06 Aug 2020



Precipitation Scale (mm):





Tidal Information

KHAL NO. 10

COX'S BAZAR

HIRAN POINT

	Time	Height		Time	Height		Time	Height
04 Aug 2020	0119	5.00		0524	1.00		0458	1.08
	0736	0.88		1104	3.82		1103	3.39
	1327	5.42		1749	1.06		1735	1.08
	2009	0.82		2322	3.51		2323	3.14
05 Aug 2020	Time	Height		Time	Height		Time	Height
	0151	5.13		0602	1.00		0532	1.06
	0810	0.82		1142	3.84		1134	3.40
	1358	5.51		1825	1.07		1805	1.06
	2040	0.77		2358	3.51		2353	3.17
06 Aug 2020	Time	Height		Time	Height		Time	Height
	0222	5.22		0637	1.02		0603	1.07
	0842	0.79		1218	3.79		1202	3.38
	1430	5.55		1858	1.10		1832	1.06
	2110	0.74		-	-		-	-