



WEATHER FORECAST FOR BN

12-15 MAY 2020





WEATHER FORECAST – DHAKA

12.05.2020

Hourly	2 PM	4 PM	8 PM	11 PM
Temp. / Dew Point	34 / 23	35 / 23	30 / 24	28 / 24
Wind	9 km/h W	9 km/h WSW	8 km/h S	9 km/h S
Humidity	51%	51%	69%	79%
Chance of Precip	2%	3%	9%	16%
Cloud Cover	15%	19%	17%	24%
Conditions	Partly Cloudy	Partly Cloudy	Partly Cloudy	Partly Cloudy
Sunrise Sunset	5: 19 AM 6: 33 PM			

Conditions

Pressure : 1006 hpa

Visibility : 3.54 km

Ref: <https://www.wunderground.com/weather/bd/dhaka>



WEATHER FORECAST – CHATTOGRAM

12.05.2020

Hourly	2 PM	4 PM	8 PM	11 PM
Temp. / Dew Point	33 / 25	32 / 25	30 / 27	29 / 27
Wind	12 km/h W	11 km/h WSW	11 km/h WSW	6 km/h WSW
Humidity	65%	68%	83%	91%
Chance of Precip.	2%	2%	5%	6%
Cloud Cover	79%	70%	43%	23%
Conditions	Partly Cloudy	Partly Cloudy	Partly Cloudy	Partly Cloudy
Sunrise Sunset	5: 15 AM 6: 25 PM			

Conditions

Pressure : 1007 hpa

Visibility : 4.83 Km

Ref: <https://www.wunderground.com/weather/bd/chittagong>



WEATHER FORECAST – KHULNA

12.05.2020

Hourly	2 PM	4 PM	8 PM	11 PM
Temp. / Dew Point	36 / 25	35 / 25	31 / 26	28 / 26
Wind	8 km/h SSW	9 km/h S	14 km/h SSW	12 km/h SSW
Humidity	54%	56%	75%	85%
Chance of Precip.	3%	54%	3%	5%
Cloud Cover	16%	50%	12%	13%
Conditions	Partly Cloudy	Partly Cloudy	Partly Cloudy	Partly Cloudy
Sunrise Sunset	5: 25 AM 6: 35 PM			

Conditions

Pressure : 1007 hpa

Visibility : 11.27 Km

Ref: <https://www.wunderground.com/weather/bd/khulna>



GENERAL WEATHER FORECAST – DHAKA

Description	13 May 2020	14 May 2020	15 May 2020
Temperature (C)	35 °C/ 25 °C	35 °C/ 26 °C	34 °C/ 26 °C
Summary	Partly Cloudy/Sunny	Partly Cloudy/Sunny	Partly Cloudy/Sunny
Sun Rise/Set	5h16m06s/18h32m54s	5h15m06s/18h32m54s	5h15m36s/18h34m24s
Day Length	13h16m48s	13h17m48s	13h18m48s
Moon Rise/ Set	- -	12:19AM 11:28AM	12:59AM 12:22AM
Moon Phase/ illu	Waning Gibbous, 93%	Last Quarter 51%	Wanning Crescent 41%
NauticalTwilight	0424,1925	0423,1924	0422,1927
Civil Twilight	0453,1856	0452,1855	0451,1858
Humidity	D : 66% N : 82%	D : 64% N : 80%	D : 68% N : 83%
Barometer (mb)	1006	1006	1005
Visibility	Good	Good	Good
Precip Chance	30%	20%	20%
Wind (mph)	12 Km/h S	11 Km/h S	13 Km/h SSE

Ref: <https://weather.com/weather/5day//BGXX0003:1:BG>



GENERAL WEATHER FORECAST- CHATTOGRAM

Description	13 May 2020	14 May 2020	15 May 2020
Temperature (C)	33°C/ 26°C	33°C/ 23°C	33°C/ 26°C
Summary	Partly Cloudy/Sunny	Partly Cloudy/Sunny	Partly Cloudy/Sunny
Sun Rise/Set	5h12m54s/18h24m36s	5h11m54s/18h24m36s	5h12m24s/18h26m06s
Day Length	13h11m42s	13h12m42s	13h13m42s
Moon Rise/ Set	- -	12:19AM 11:28AM	12:51AM 12:17AM
Moon Phase/ illu	Waning Gibbous, 93%	Last Quarter 51%	Wanning Crescent 41%
NauticalTwilight	0421, 1917	0420, 1917	0420, 1918
Civil Twilight	0450, 1848	0451, 1847	0448, 1849
Humidity	D : 71% N : 90%	D : 71% N : 90%	D : 71% N : 90%
Barometer (mb)	1008	1008	1007
Visibility	Good	Good	Good
Precip Chance	20%	10%	10%
Wind (mph)	12 Km/h SW	13 Km/h SSW	12 Km/h SW

Ref: <https://weather.com/weather/5day//BGXX0002:1:BG>



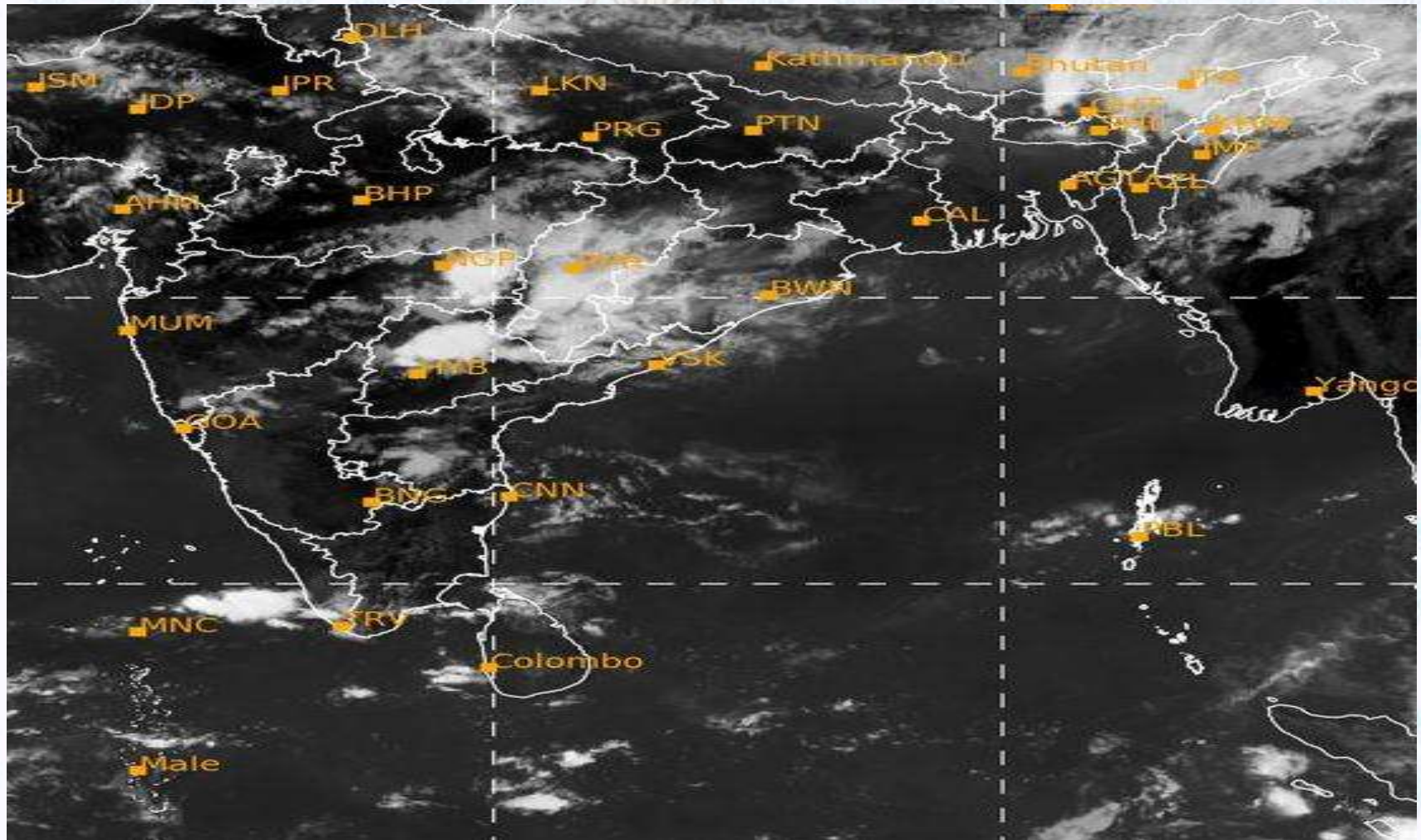
GENERAL WEATHER FORECAST – KHULNA

Description	13 May 2020	14 May 2020	15 May 2020
Temperature(C)	36°C/ 26°C	36°C/ 26°C	36°C/ 26°C
Summary	Partly cloudy /Sunny	Partly cloudy /Sunny	Partly cloudy /Sunny
Sun Rise/Set	5h21m06s/18h34m36s	5h20m06s/18h34m36s	5h20m36s/18h36m06s
Day Length	13h13m30s	13h14m30s	13h15m30s
Moon Rise/Set	- -	12:19AM 11:28AM	1:02AM 12:28AM
Moon Phase/illu	Waning Gibbous, 93%	Last Quarter 51%	Wanning Crescent 41%
Nautical Twilight	0430, 1926	0429, 1927	0428, 1928
Civil Twilight	0458, 1859	0457, 1858	0457, 1859
Humidity	D : 61% N : 78%	D : 62% N : 78%	D : 65% N : 81%
Barometer (mb)	1007	1006	1005
Visibility	Good	Good	Good
Precip Chance	20%	20%	30%
Wind (mph)	14 km/h SSW	14 km/h S	14 km/h SSW

Ref: <https://weather.com/weather/5day//BGXX0005:1:BG>



SATELLITE VIEW OF BAY OF BENGAL

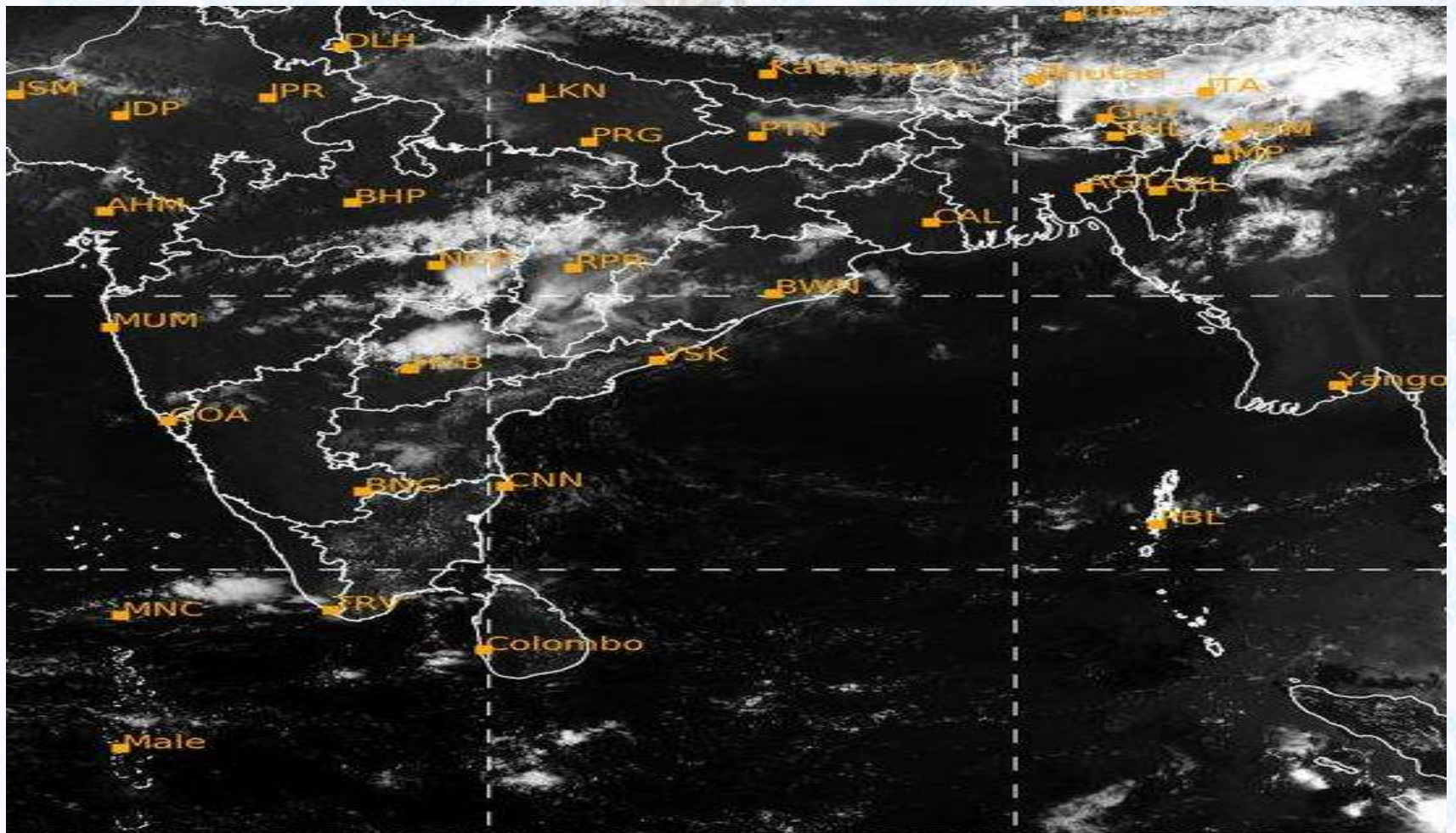


12/05/2020, 12:00 UTC MATSAT-IR

Ref: <http://satellite.imd.gov.in/insat.htm>



SATELLITE VIEW OF BAY OF BENGAL



12/05/2020, 12:00 MATSAT-VIS

Ref: <http://satellite.imd.gov.in/insat.htm>




Fleet Forecast Sea Area C-90 (Valid for 12 Hrs Commencing 1000 UTC of 12.05.2020)

Part One	NO STORM WARNING.	
Part Two	SEASONAL LOW LIES OVER SOUTH BAY.	
Part Three	Weather	TEMPORARY RAIN/THUNDER SHOWERS OVER AREA C-90.
	Wind	WEST/ SOUTH-WESTERLY, 08-12 KTS. TEMPORARY GUSTING TO 22 KTS.
	Visibility	03-05 KMS, REDUCING TO 1500M OR LESS IN RAIN/ SHOWERS.
	Outlook	FOR SUBSEQUENT 12 HOURS: LITTLE CHANGE.
	MSL Pressure	AT =12,0000 UTC. CHATTOGRAM =1008 HPA



Inland River Port Warning (VALID TILL 07 PM OF 12.05.2020)

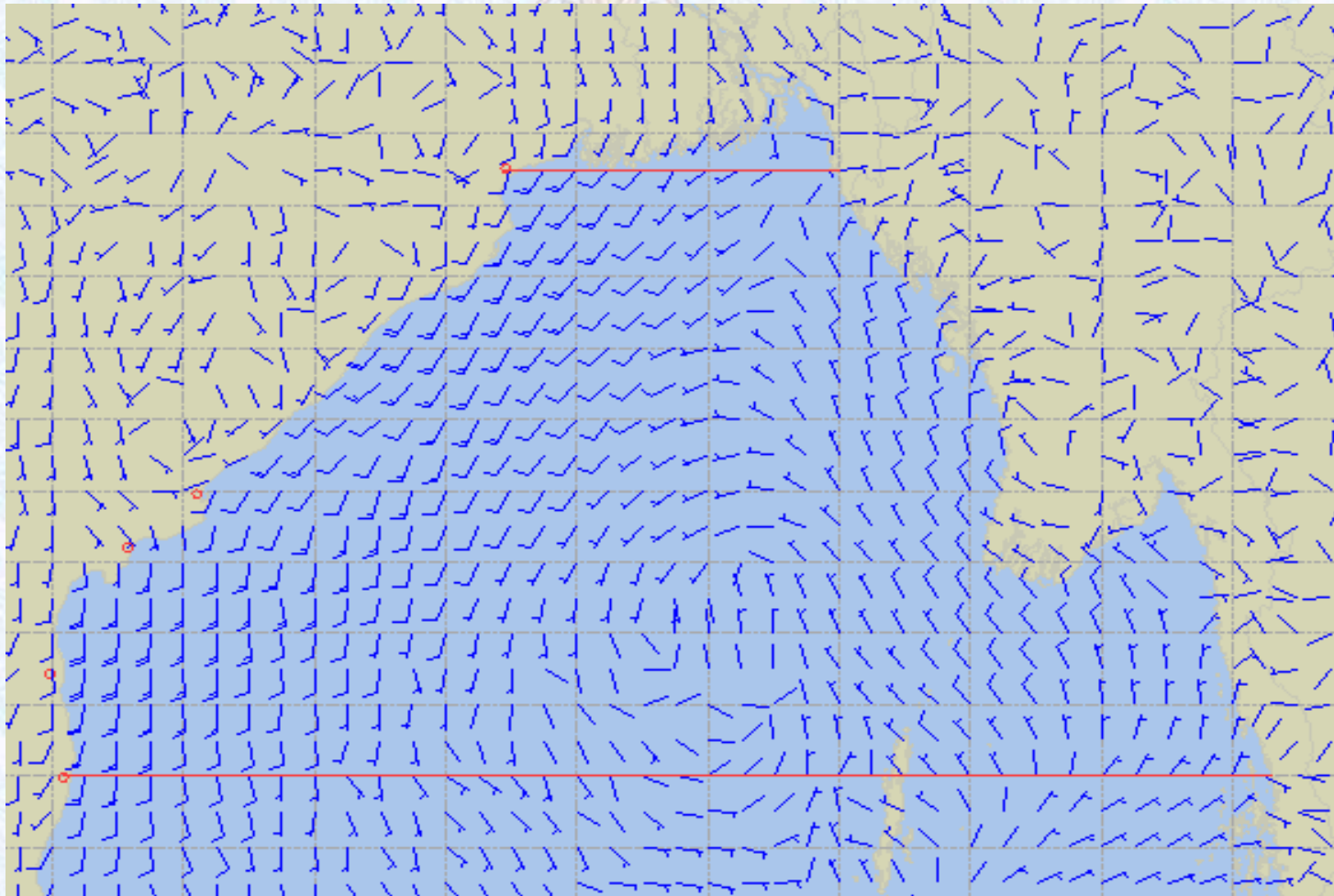
THERE IS NO INLAND RIVERPORT WARNING AND NO SIGNAL IS TO BE HOISTED.



Ref: <http://www.bmd.gov.bd/?/home>



Surface Wind Forecast- 13 May - 2020



Legend:



**Calm
Winds**



5 Knots



10 Knots




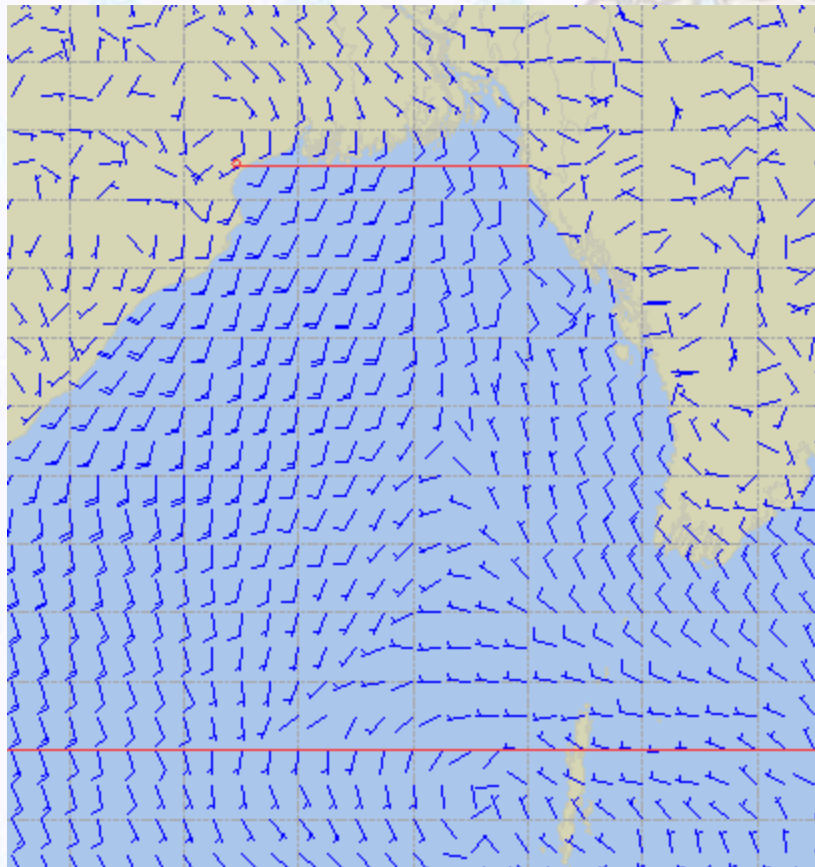
60 Knots



Surface Wind Forecast – 14 & 15 May- 2020

14 May 2020 Thursday

15 May 2020 Friday



Legend:



**Calm
Winds**



5 Knots



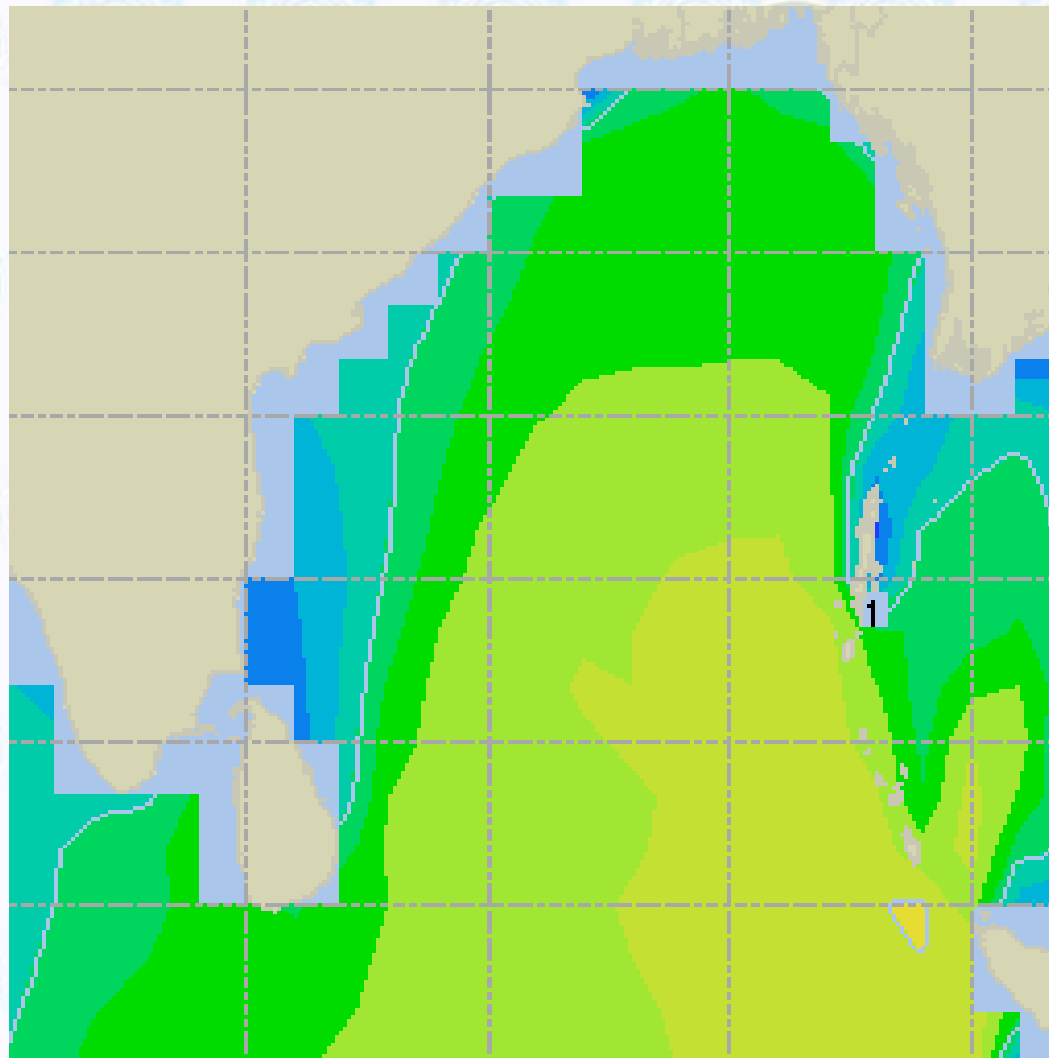
10 Knots



60 Knots



Sea State Forecast – 13 May - 2020



Sea State	Ht (m)
0	0-0.1
1	0-0.1
2	0.1-0.5
3	0.5-1.25
4	1.25-2.5
5	2.5-4.0
6	4-6
7	6-9
8	9-14
9	Over 14

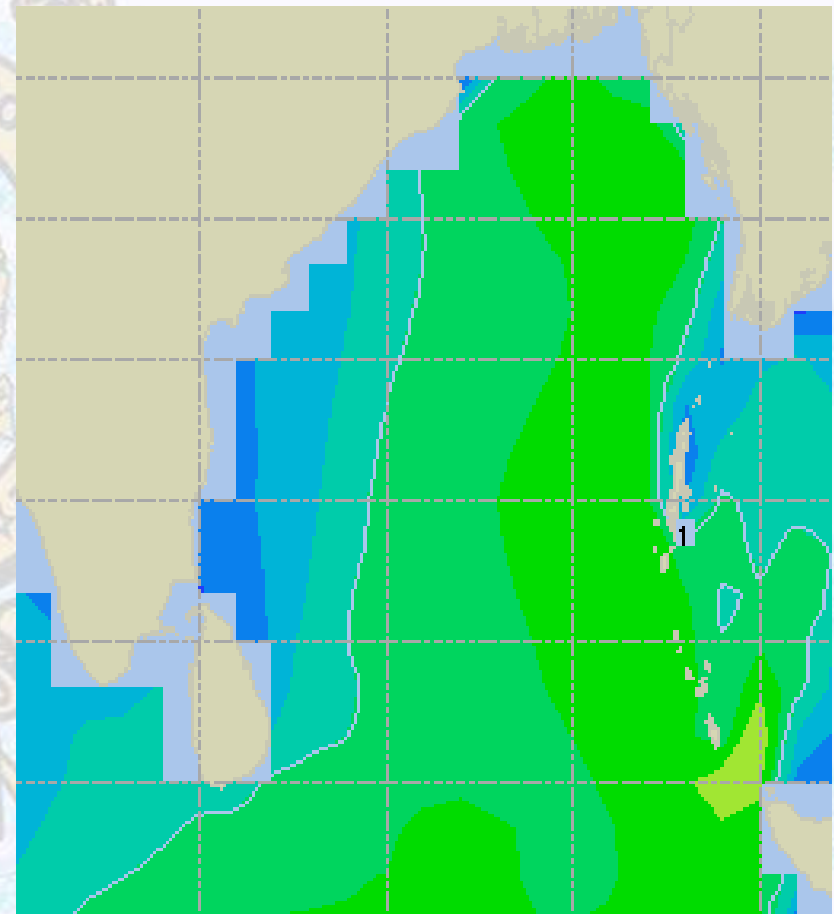
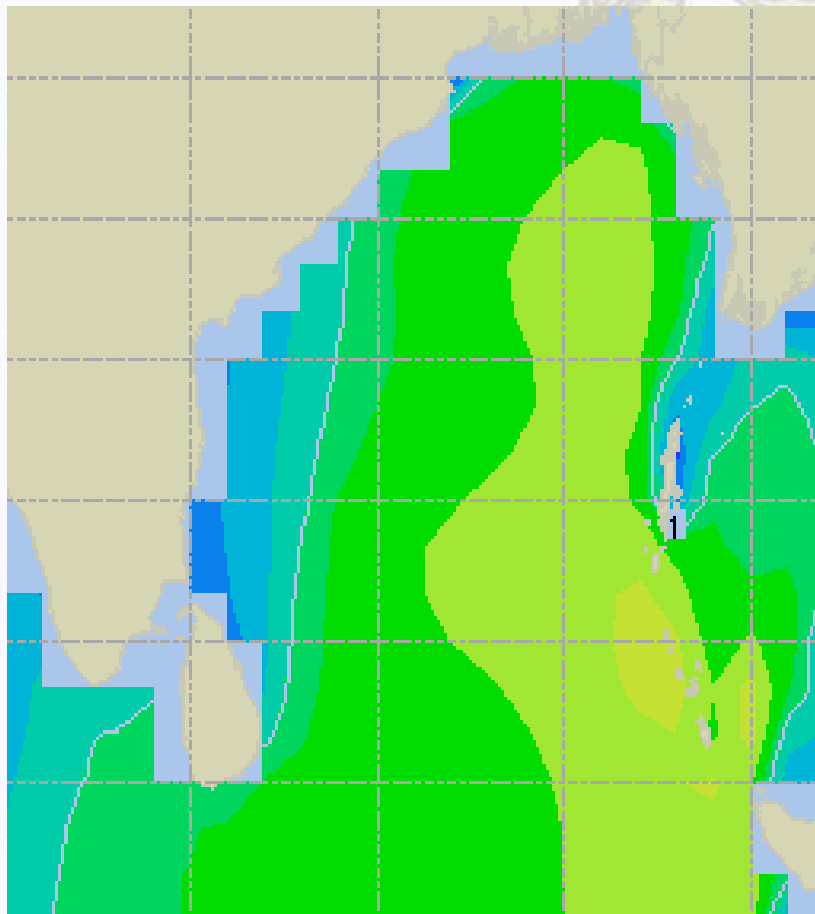




Sea State Forecast– 14 & 15 May- 2020

14 May 2020 Thursday

15 May 2020 Friday

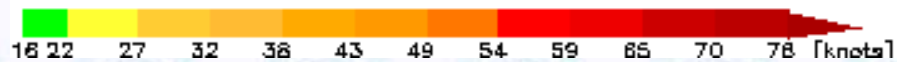
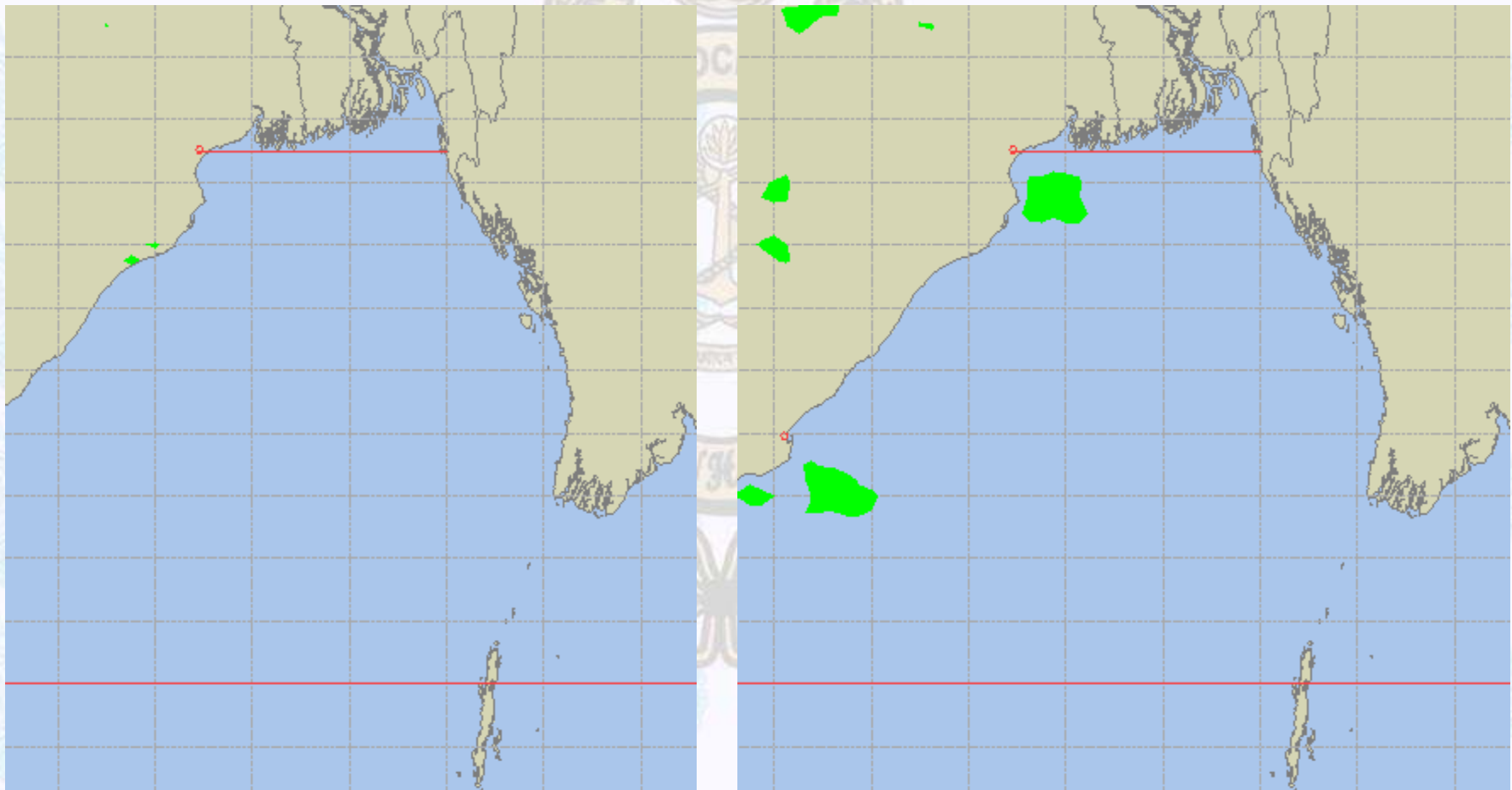




Peak Gusting Possibilities – 13 & 14 May 2020

13 May 2020 Wednesday

14 May 2020 Thursday

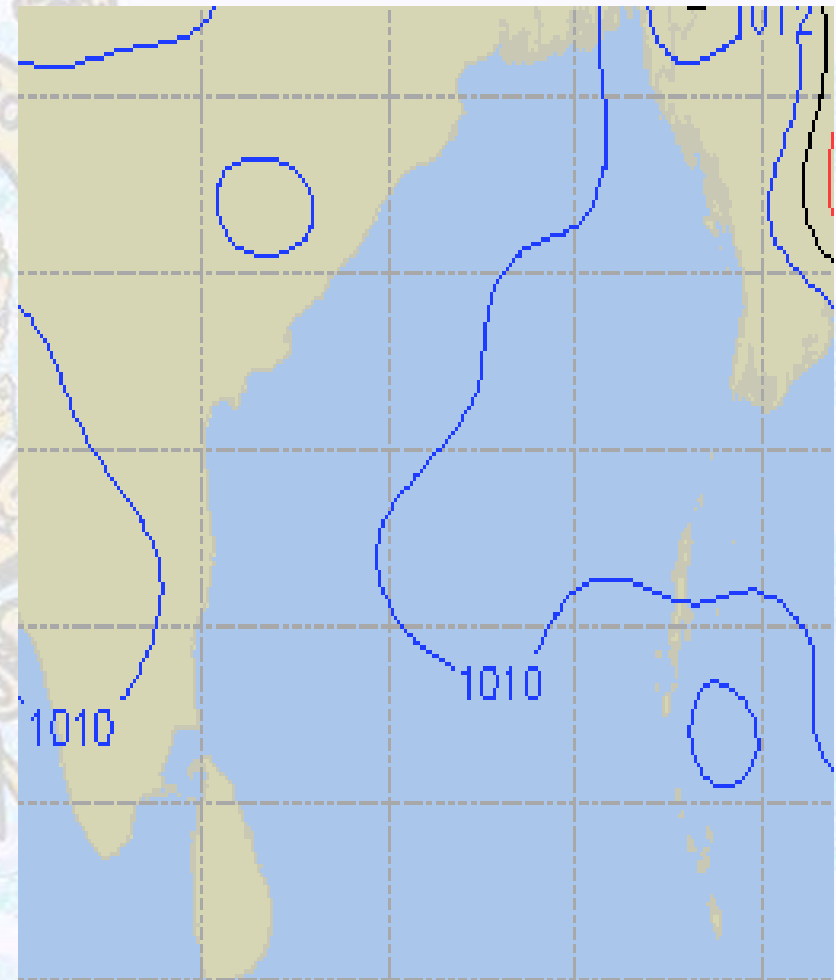
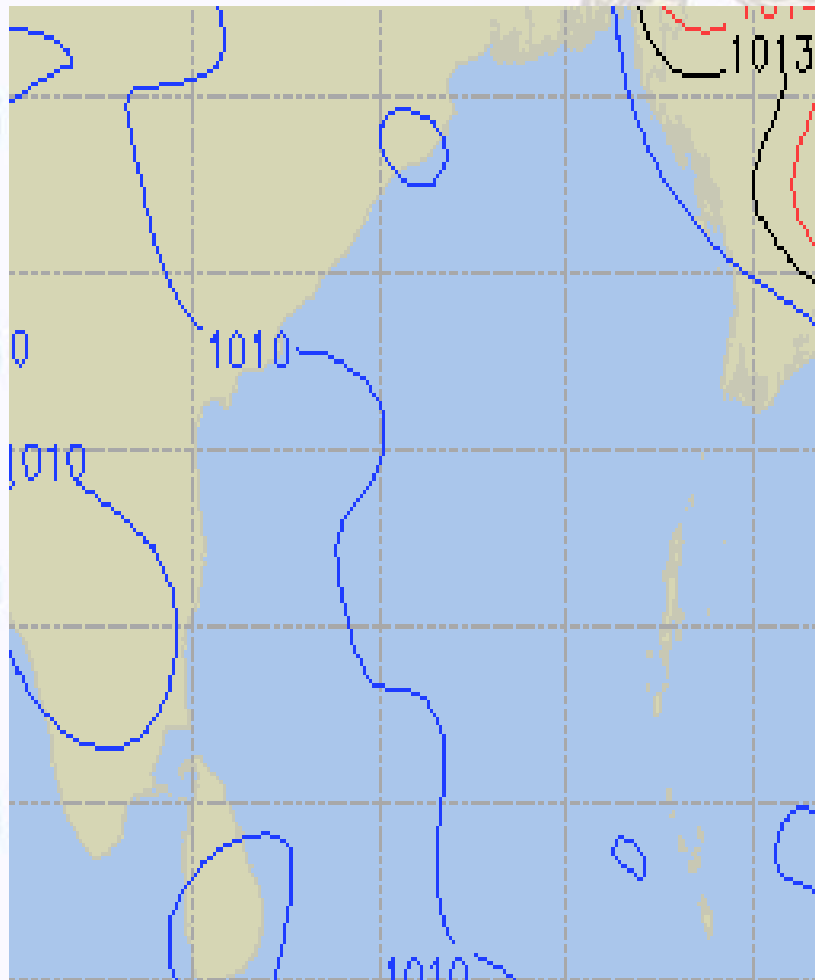




Surface Pressure forecast – 13 & 14 May 2020

13 May 2020 Wednesday

14 May 2020 Thursday

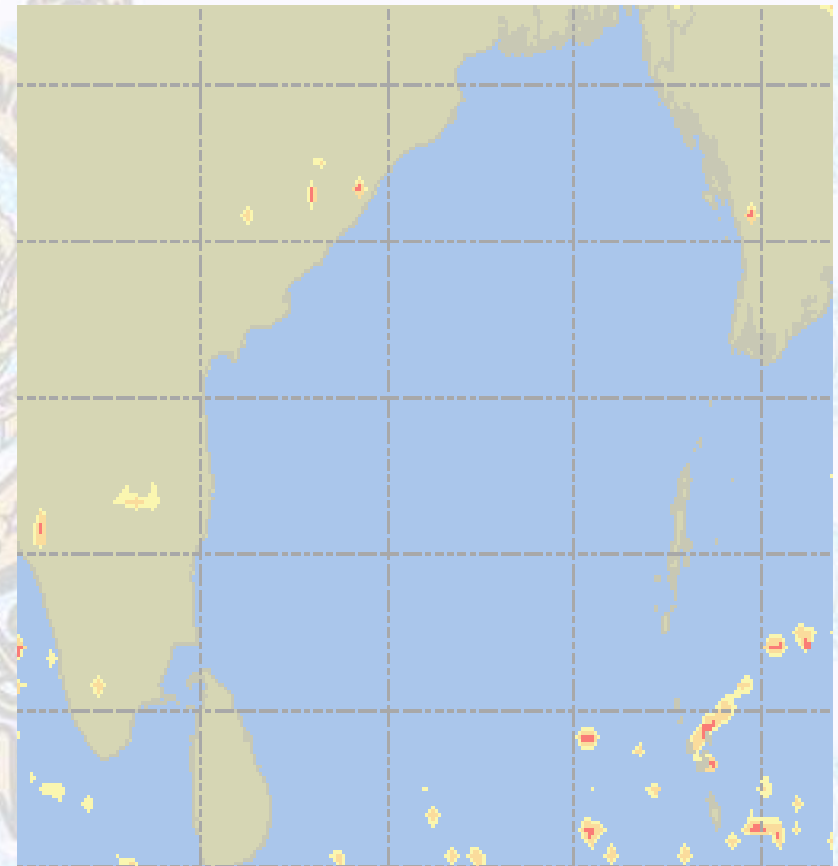
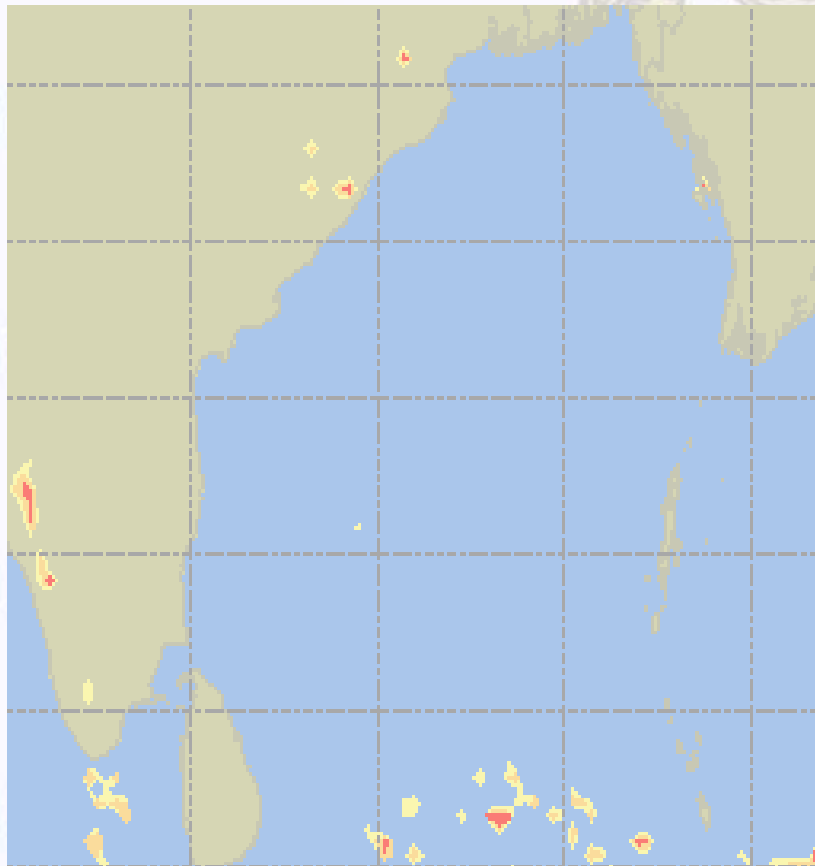




Visibility at Sea Forecast – 13 & 14 May - 2020

13 May 2020 Wednesday

14 May 2020 Thursday



Visibility Scale:



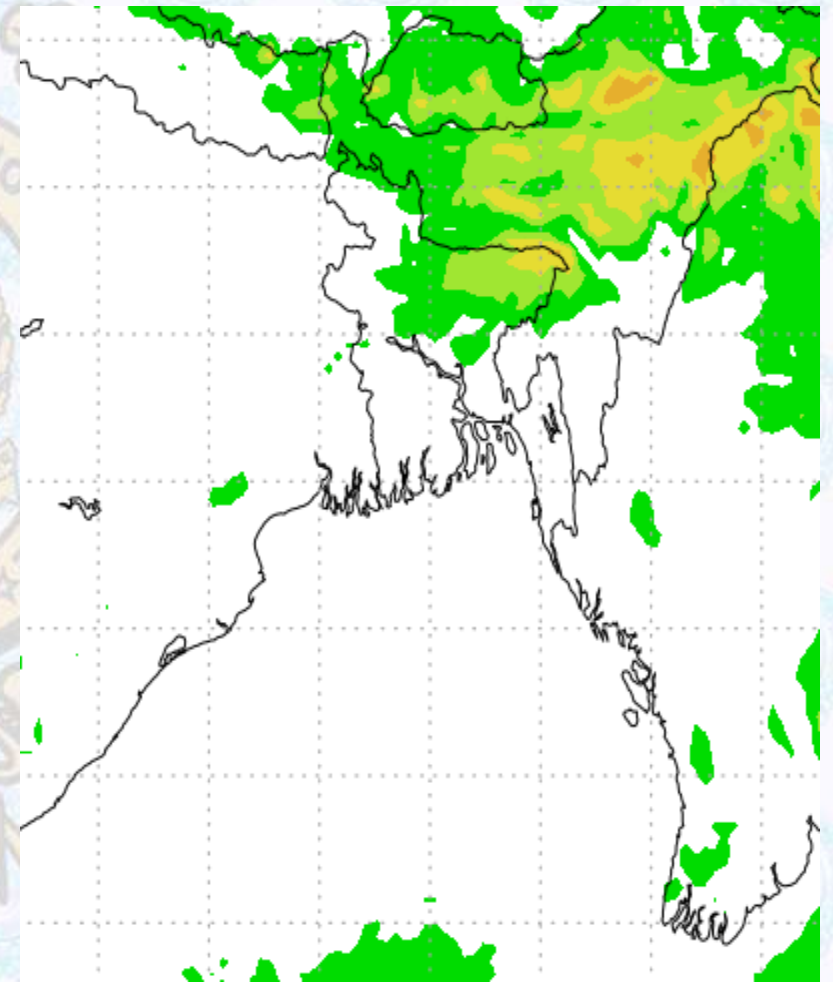
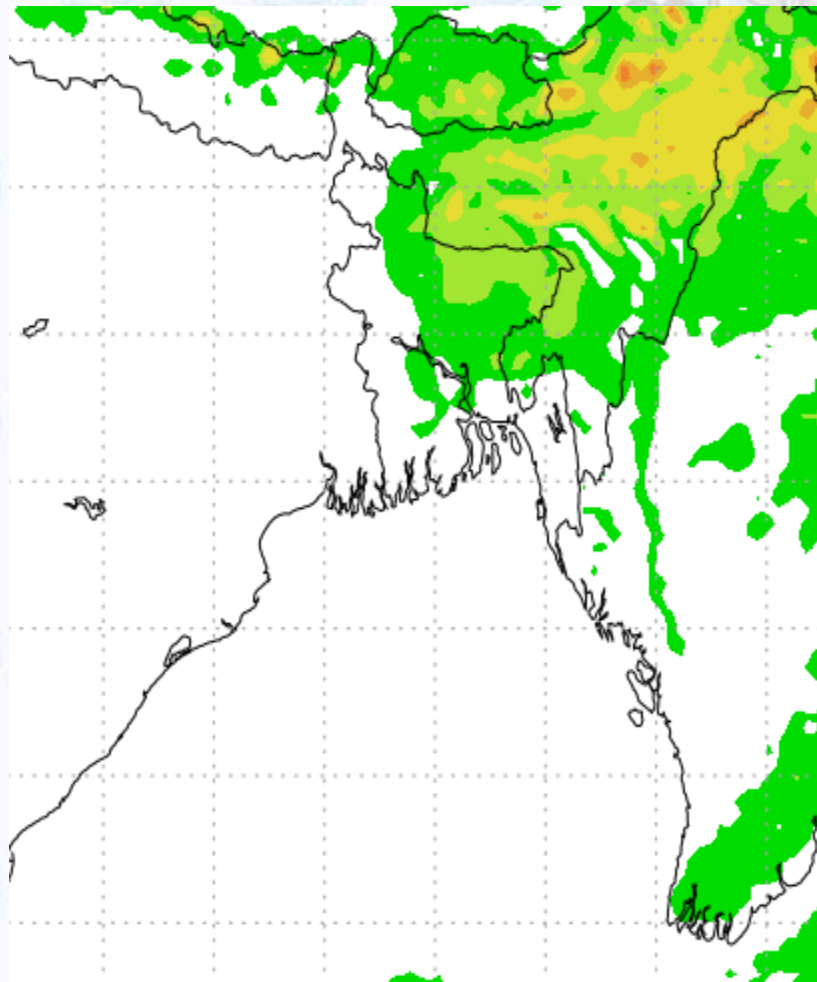
Ref (Slide 12-18): <http://www.weatheronline.co.uk/marine/weather?LEVEL>



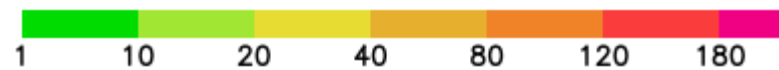
Precipitation

Rain(mm) 13 & 14 May 2020

Rain(mm) 14 & 15 May 2020



Precipitation Scale (mm):





Tidal Information

KHAL NO. 10

COX'S BAZAR

HIRAN POINT

	Time	Height		Time	Height		Time	Height
		0500		4.05			0217	2.79
13 May 2020	1109	1.27		0841	1.01		0813	1.20
	1722	4.31		1444	3.01		1435	2.76
	-	-		2116	1.14		2121	1.29
	Time	Height		Time	Height		Time	Height
		0009		1.24			0311	2.58
14 May 2020	0608	3.83		0934	1.21		0911	1.39
	1217	1.55		1540	2.77		1535	2.63
	1832	4.07		2219	1.30		2234	1.37
	Time	Height		Time	Height		Time	Height
		0124		1.35			0421	2.43
15 May 2020	0731	3.75		1049	1.36		1034	1.51
	1344	1.68		1654	2.62		1654	2.54
	1951	3.95		2351	1.37		2351	1.35