



WEATHER FORECAST FOR BN

10-13 MAY 2020





WEATHER FORECAST – DHAKA

10.05.2020

Hourly	2 PM	4 PM	8 PM	11 PM
Temp. / Dew Point	34 / 25	34 / 24	29 / 24	28 / 24
Wind	6 km/h ESE	6 km/h NNE	7 km/h ENE	4 km/h ESE
Humidity	57%	56%	74%	79%
Chance of Precip	1%	4%	3%	4%
Cloud Cover	25%	30%	43%	34%
Conditions	Partly Cloudy	Partly Cloudy	Partly Cloudy	Partly Cloudy
Sunrise Sunset	5: 19 AM 6: 31 PM			

Conditions

Pressure : 1008 hpa

Visibility : 12.87 km

Ref: <https://www.wunderground.com/weather/bd/dhaka>



WEATHER FORECAST – CHATTOGRAM

10.05.2020

Hourly	2 PM	4 PM	8 PM	11 PM
Temp. / Dew Point	32 / 25	32 / 25	29 / 26	28 / 26
Wind	11 km/h W	12 km/h WNW	9 km/h WNW	5 km/h NW
Humidity	65%	65%	80%	91%
Chance of Precip.	1%	1%	4%	5%
Cloud Cover	1%	1%	2%	7%
Conditions	Partly Cloudy	Partly Cloudy	Partly Cloudy	Partly Cloudy
Sunrise Sunset	5: 16 AM 6: 23 PM			

Conditions

Pressure : 1008 hpa

Visibility : 8.05 Km

Ref: <https://www.wunderground.com/weather/bd/chittagong>



WEATHER FORECAST – KHULNA

10.05.2020

Hourly	2 PM	4 PM	8 PM	11 PM
Temp. / Dew Point	35 / 26	34 / 26	29 / 26	27 / 25
Wind	10 km/h S	10 km/h S	11 km/h SSW	6 km/h S
Humidity	60%	64%	82%	90%
Chance of Precip.	1%	10%	22%	17%
Cloud Cover	20%	39%	21%	29%
Conditions	Partly Cloudy	Partly Cloudy	Partly Cloudy	Partly Cloudy
Sunrise Sunset	5: 25 AM 6: 34 PM			

Conditions

Pressure : 1008 hpa

Visibility : 8.05 Km

Ref: <https://www.wunderground.com/weather/bd/khulna>



GENERAL WEATHER FORECAST – DHAKA

Description	11 May 2020	12 May 2020	13 May 2020
Temperature (C)	35 °C/ 25 °C	34 °C/ 25 °C	33 °C/ 25 °C
Summary	Partly Cloudy/Sunny	Partly Cloudy/Sunny	Partly Cloudy/Sunny
Sun Rise/Set	5h17m12s/18h31m42s	5h17m06s/18h32m54s	5h16m06s/18h32m54s
Day Length	13h14m30s	13h15m48s	13h16m48s
Moon Rise/ Set	10:32 PM 8:35 AM	11:33 PM 9:36 AM	- -
Moon Phase/ illu	Waning Gibbous, 80%	Waning Gibbous, 71%	Waning Gibbous, 93%
NauticalTwilight	0425,1924	0424,1925	0424,1925
Civil Twilight	0454,1854	0453,1856	0453,1856
Humidity	D : 65% N : 82%	D : 65% N : 84%	D : 48% N : 88%
Barometer (mb)	1008	1008	1009
Visibility	Good	Good	Good
Precip Chance	20%	20%	20%
Wind (mph)	7 Km/h SSW	8 Km/h S	7 Km/h S

Ref: <https://weather.com/weather/5day//BGXX0003:1:BG>



GENERAL WEATHER FORECAST– CHATTOGRAM

Description	11 May 2020	12 May 2020	13 May 2020
Temperature (C)	34°C/ 25°C	33°C/ 25°C	34°C/ 25°C
Summary	Partly Cloudy/Sunny	Partly Cloudy/Sunny	Partly Cloudy/Sunny
Sun Rise/Set	5h14m00s/18h23m30s	5h13m54s/18h24m36s	5h12m54s/18h24m36s
Day Length	13h09m30s	13h10m42s	13h11m42s
Moon Rise/ Set	10:32 PM 8:35 AM	11:24 PM 9:33 AM	- -
Moon Phase/ illu	Waning Gibbous, 80%	Waning Gibbous, 71%	Waning Gibbous, 93%
NauticalTwilight	0422, 1915	0421, 1916	0421, 1917
Civil Twilight	0451, 1847	0450, 1848	0450, 1848
Humidity	D : 70% N : 92%	D : 70% N : 92%	D : 66% N : 82%
Barometer (mb)	1008	1008	1009
Visibility	Good	Good	Good
Precip Chance	10%	10%	10%
Wind (mph)	13 Km/h WNW	11 Km/h WNW	12 Km/h WNW

Ref: <https://weather.com/weather/5day//BGXX0002:1:BG>



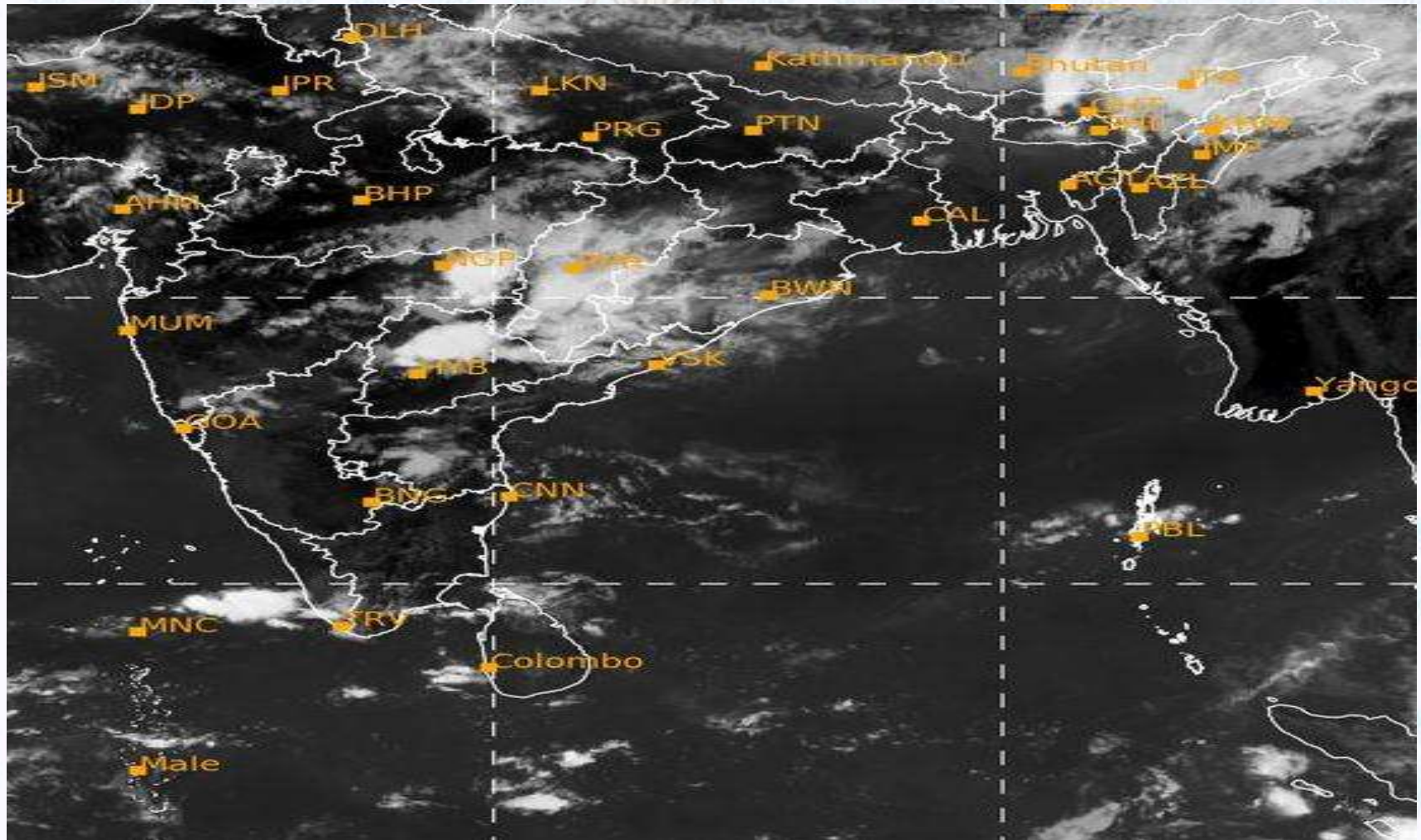
GENERAL WEATHER FORECAST – KHULNA

Description	11 May 2020	12 May 2020	13 May 2020
Temperature(C)	35°C/ 25°C	35°C/ 25°C	34°C/ 25°C
Summary	Partly cloudy /Sunny	Partly cloudy /Sunny	Partly cloudy /Sunny
Sun Rise/Set	5h24m18s/18h33m30s	5h22m06s/18h34m36s	5h21m06s/18h34m36s
Day Length	13h11m12s	13h12m30s	13h13m30s
Moon Rise/Set	10:32 PM 8:35 AM	11:35 PM 9:42 AM	- -
Moon Phase/illu	Waning Gibbous, 80%	Waning Gibbous, 71%	Waning Gibbous, 93%
Nautical Twilight	0430, 1924	0430, 1926	0430, 1926
Civil Twilight	0459, 1857	0458, 1858	0458, 1859
Humidity	D : 65% N : 81%	D : 64% N : 79%	D : 51% N : 82%
Barometer (mb)	1008	1008	1009
Visibility	Good	Good	Good
Precip Chance	20%	20%	20%
Wind (mph)	10 km/h SSE	11 km/h S	12 km/h S

Ref: <https://weather.com/weather/5day//BGXX0005:1:BG>



SATELLITE VIEW OF BAY OF BENGAL

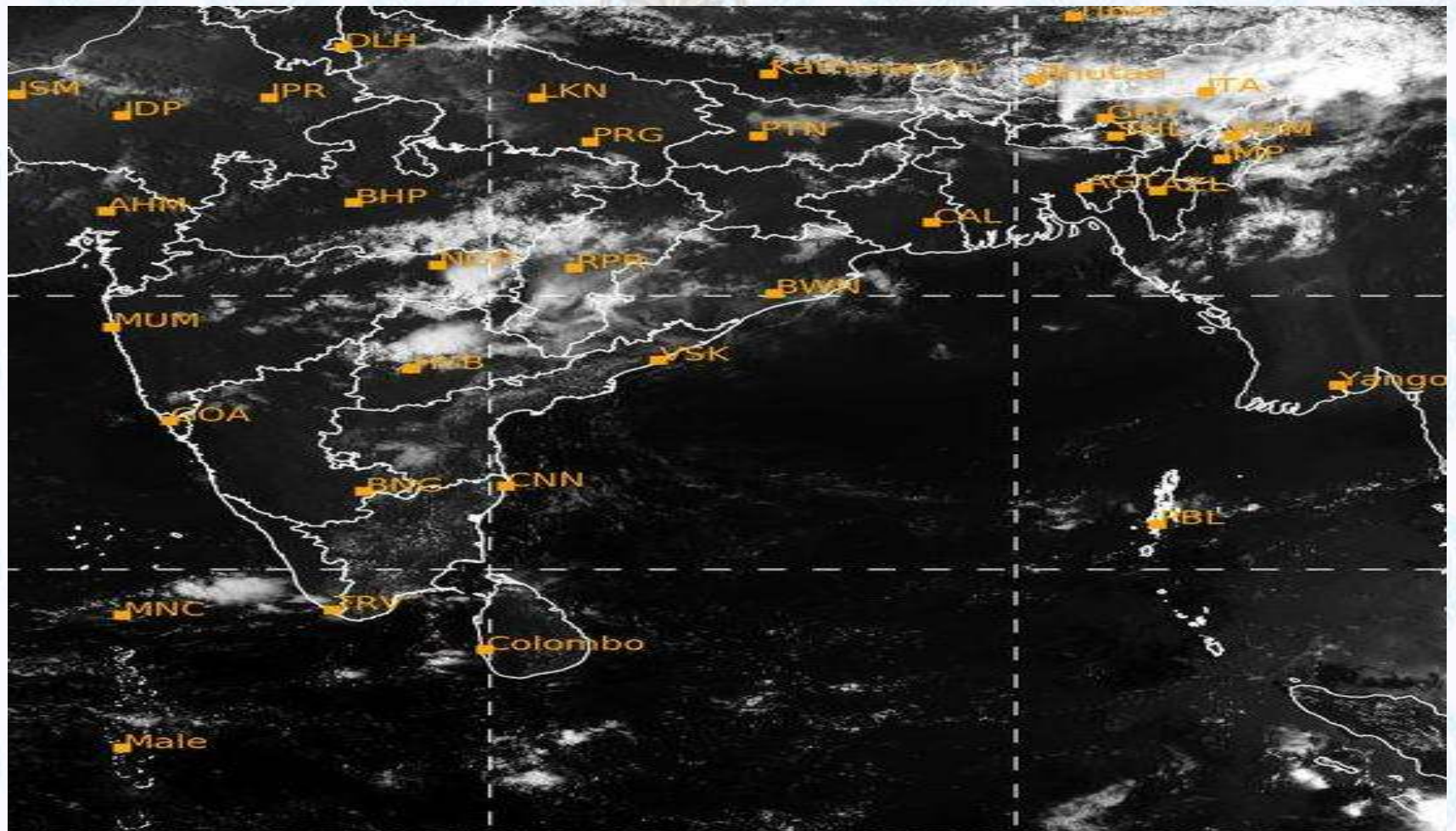


10/05/2020, 12:00 UTC MATSAT-IR

Ref: <http://satellite.imd.gov.in/insat.htm>



SATELLITE VIEW OF BAY OF BENGAL



10/05/2020, 12:00 MATSAT-VIS

Ref: <http://satellite.imd.gov.in/insat.htm>




Fleet Forecast Sea Area C-90 (Valid for 12 Hrs Commencing 1000 UTC of 10.05.2020)

Part One	NO STORM WARNING.	
Part Two	SEASONAL LOW LIES OVER SOUTH BAY.	
Part Three	Weather	TEMPORARY PARTLY CLOUDY OVER AREA C-90.
	Wind	WEST/SOUTH-WESTERLY 08-12 KTS.
	Visibility	03-05 KMS, REDUCING TO 1500M OR LESS IN MIST/HAZE.
	Outlook	FOR SUBSEQUENT 12 HOURS: LITTLE CHANGE.
	MSL Pressure	AT =10,0000 UTC. CHATTOGRAM =1008 HPA



Inland River Port Warning (VALID TILL 07 PM OF 10.05.2020)

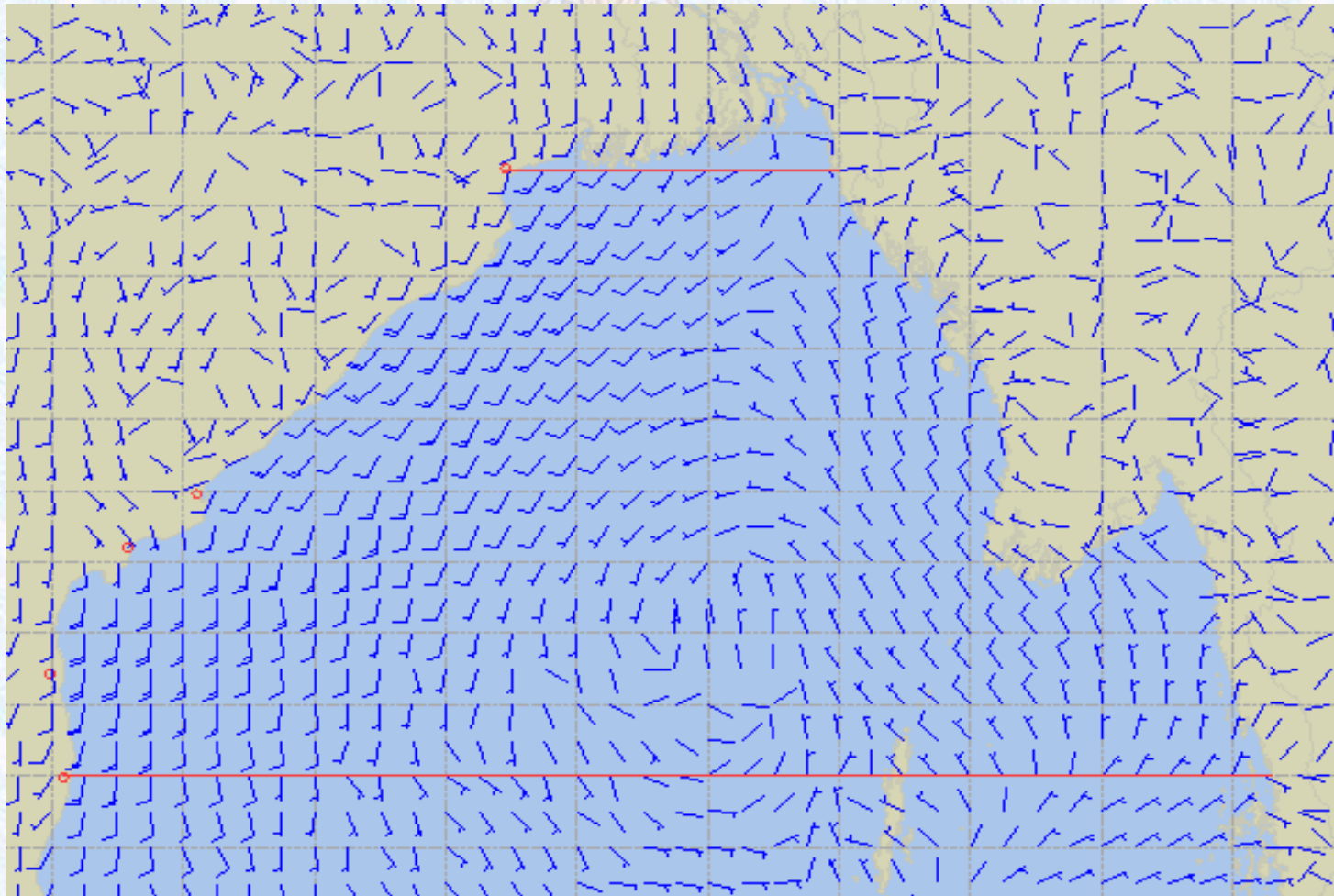
THERE IS NO INLAND RIVERPORT WARNING AND NO SIGNAL IS TO BE HOISTED.



Ref: <http://www.bmd.gov.bd/?/home>



Surface Wind Forecast- 11 May - 2020



Legend:



**Calm
Winds**



5 Knots



10 Knots




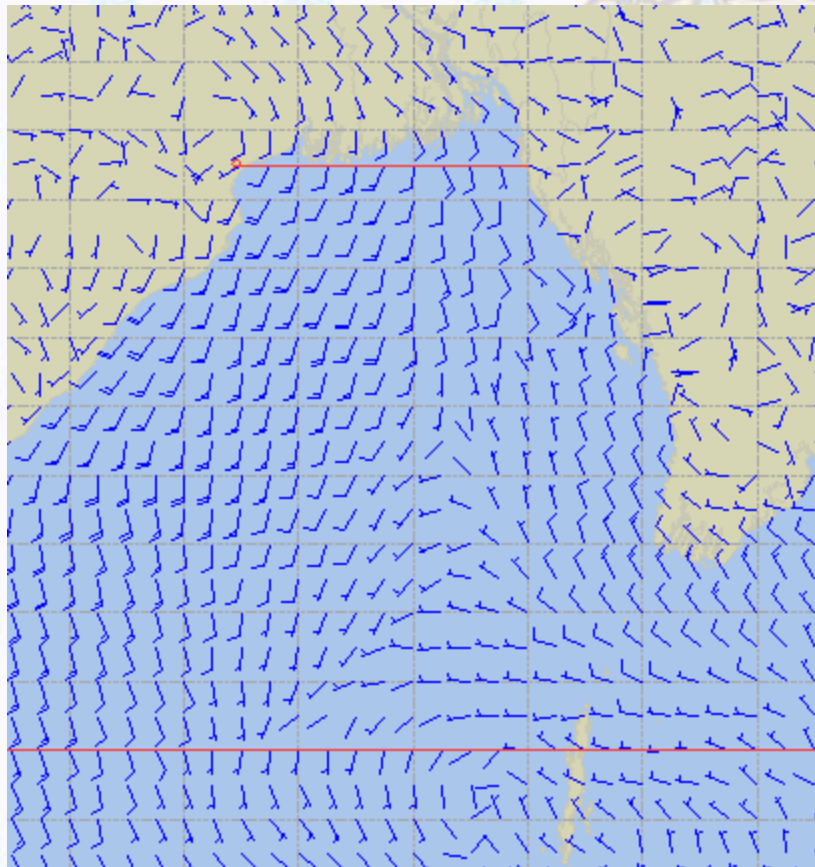
60 Knots



Surface Wind Forecast – 12 & 13 May- 2020

12 May 2020 Tuesday

13 May 2020 Wednesday



Legend:



Calm
Winds



5 Knots



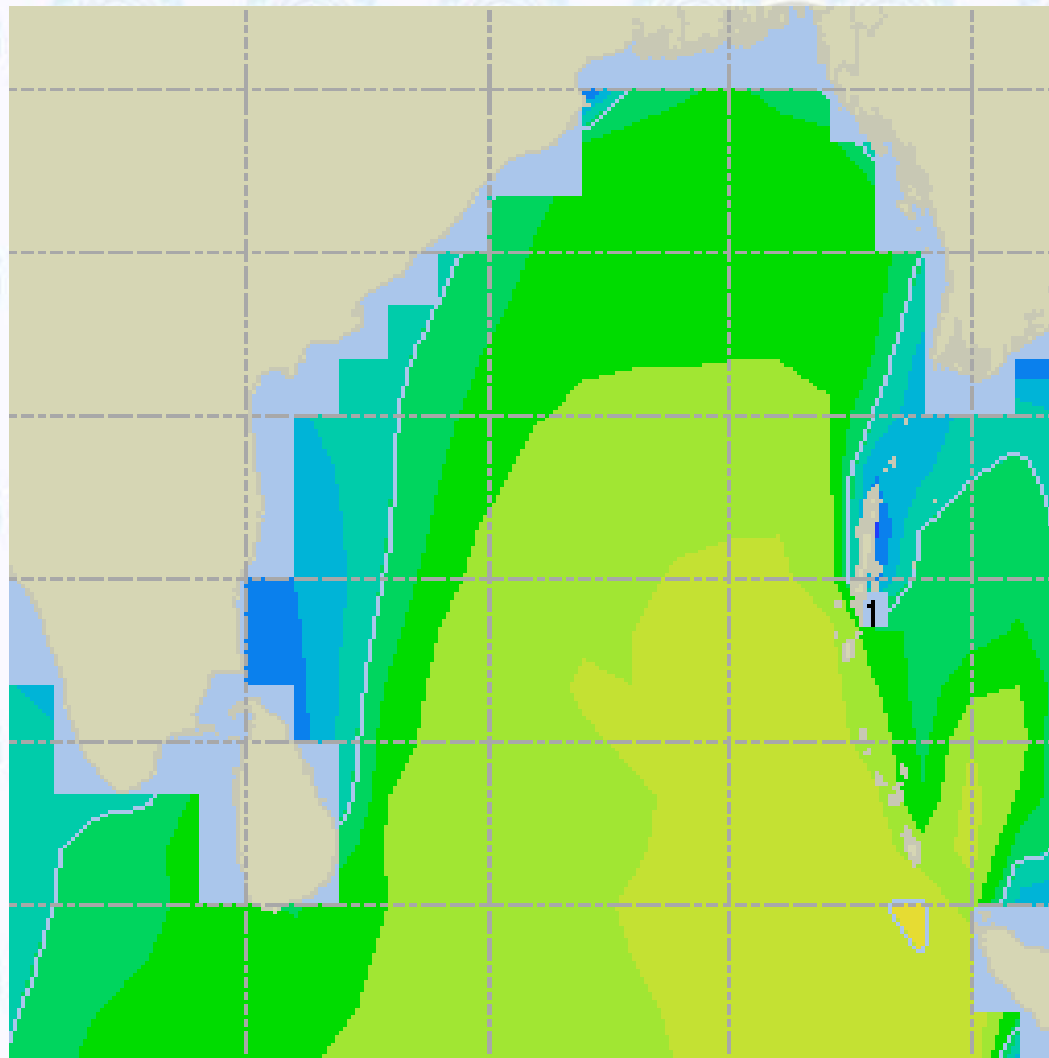
10 Knots



60 Knots



Sea State Forecast – 11 May - 2020



Sea State	Ht (m)
0	0-0.1
1	0-0.1
2	0.1-0.5
3	0.5-1.25
4	1.25-2.5
5	2.5-4.0
6	4-6
7	6-9
8	9-14
9	Over 14

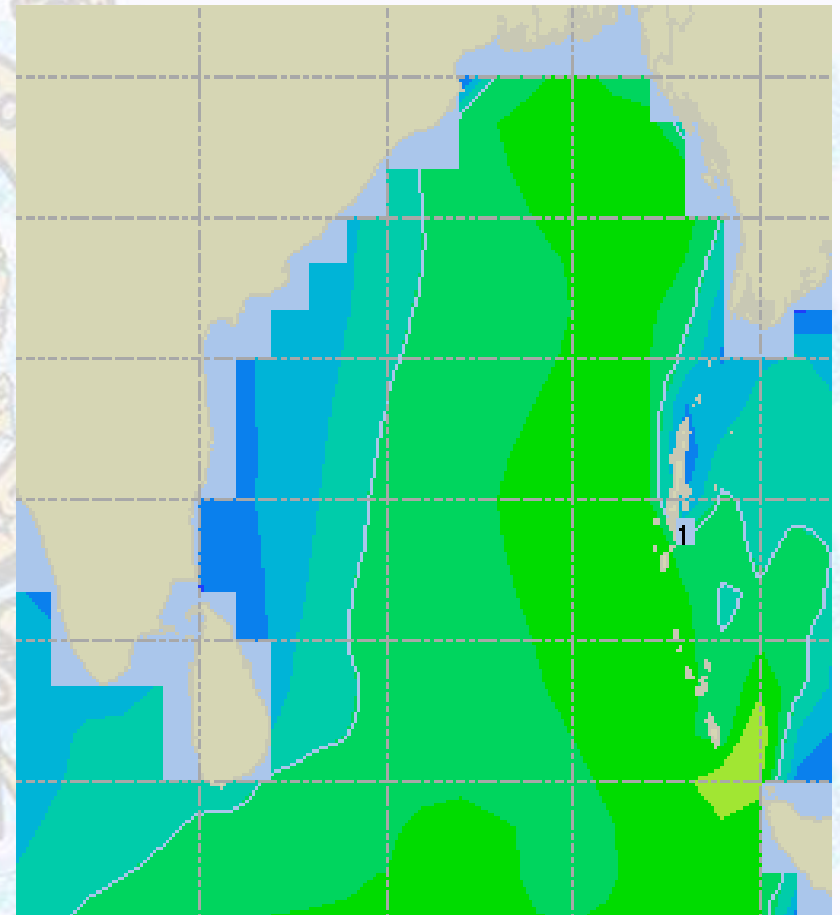
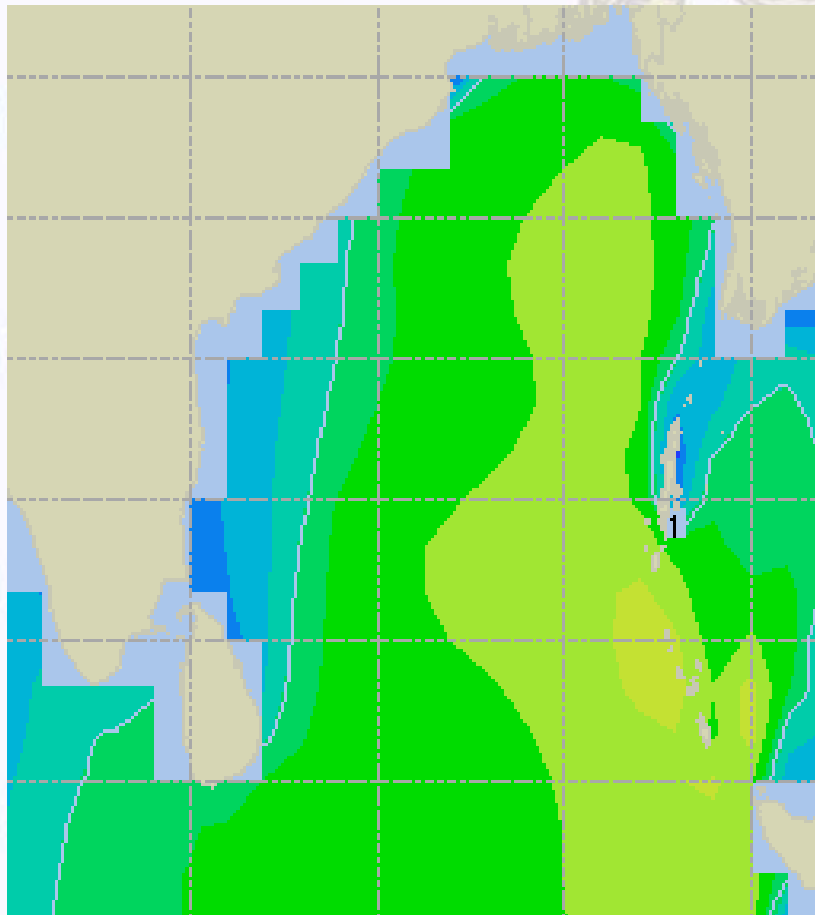




Sea State Forecast– 12 & 13 May- 2020

12 May 2020 Tuesday

13 May 2020 Wednesday

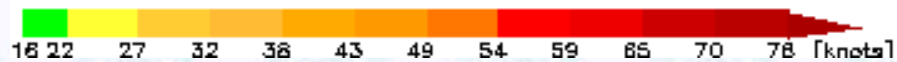
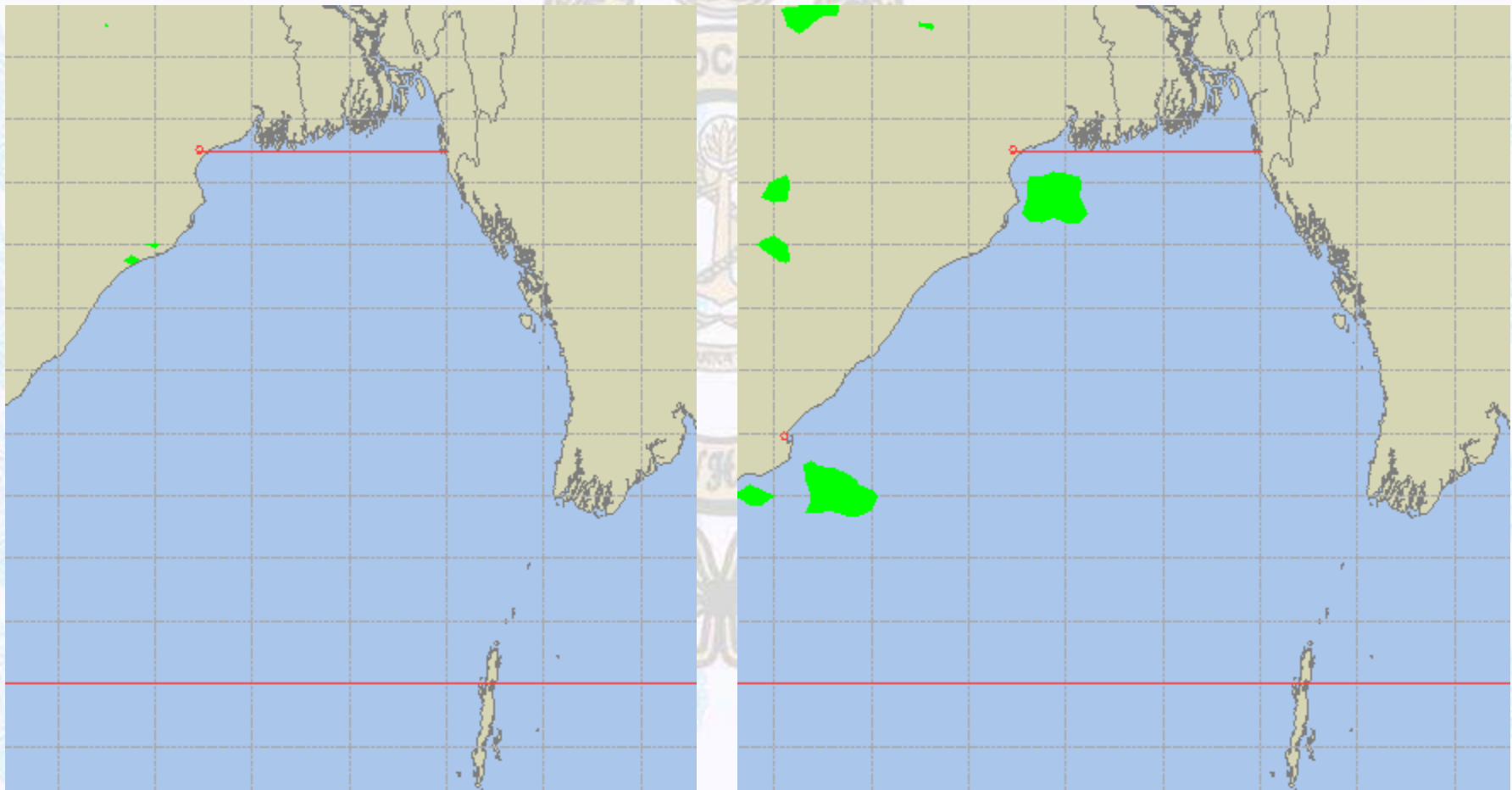




Peak Gusting Possibilities – 11 & 12 May 2020

11 May 2020 Monday

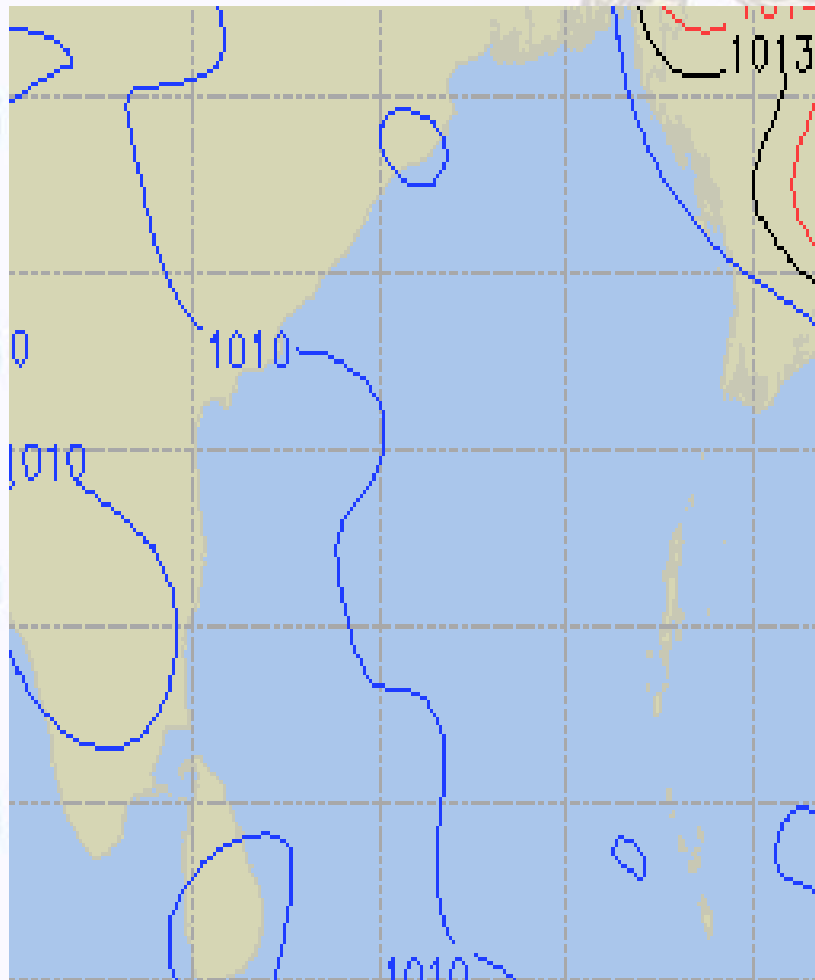
12 May 2020 Tuesday



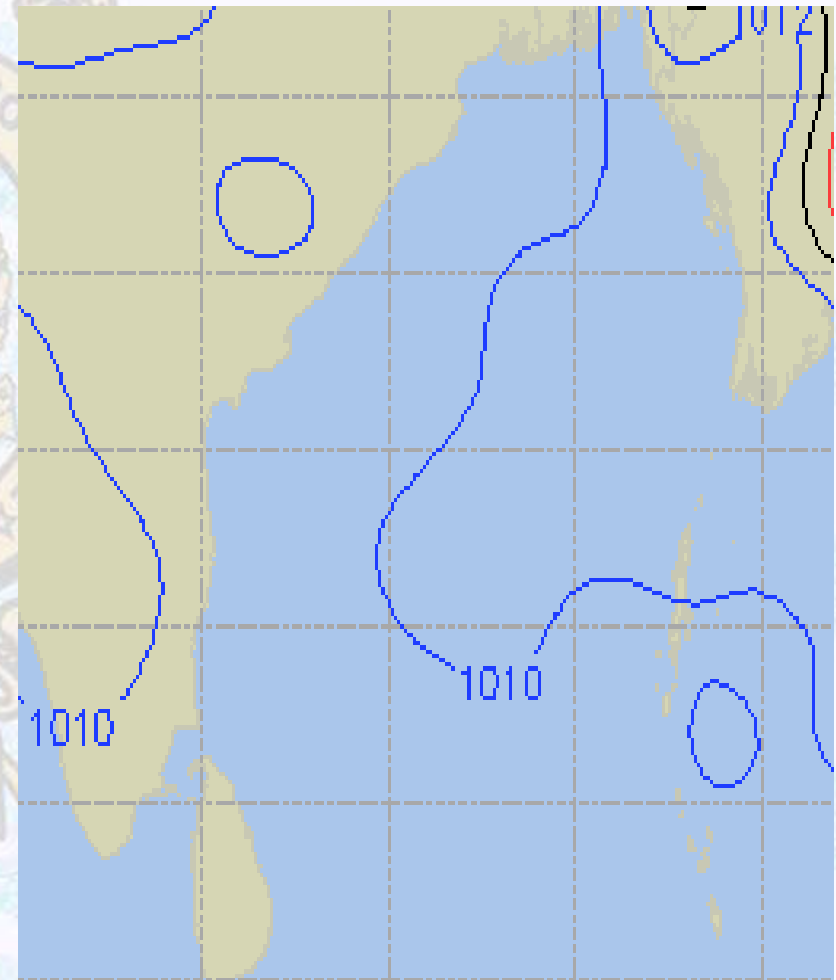


Surface Pressure forecast – 11 & 12 May 2020

11 May 2020 Monday



12 May 2020 Tuesday

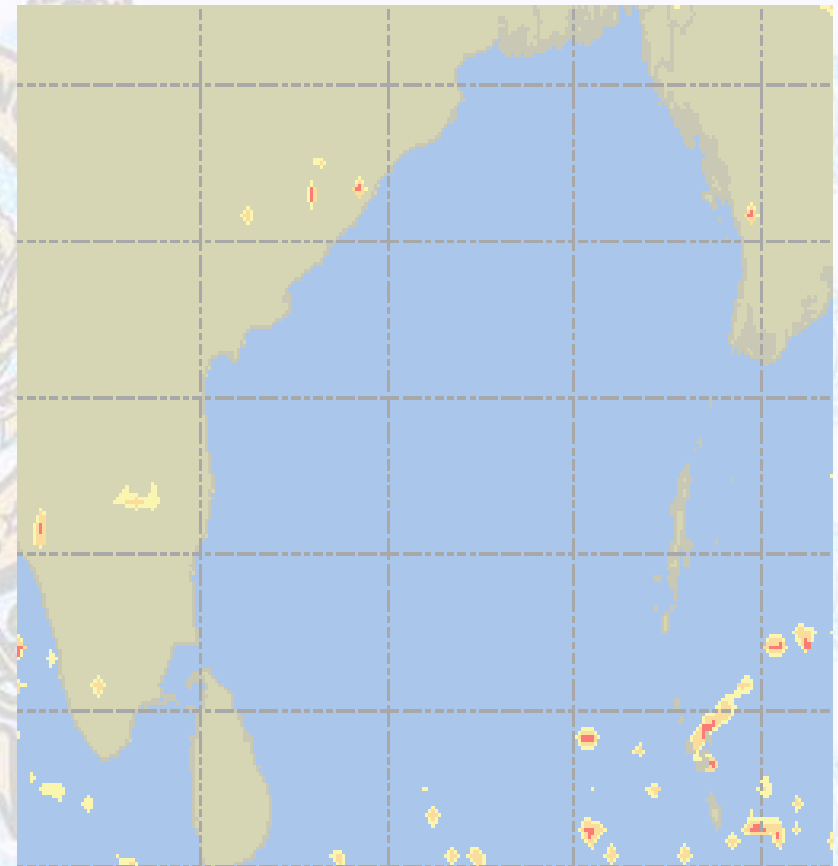
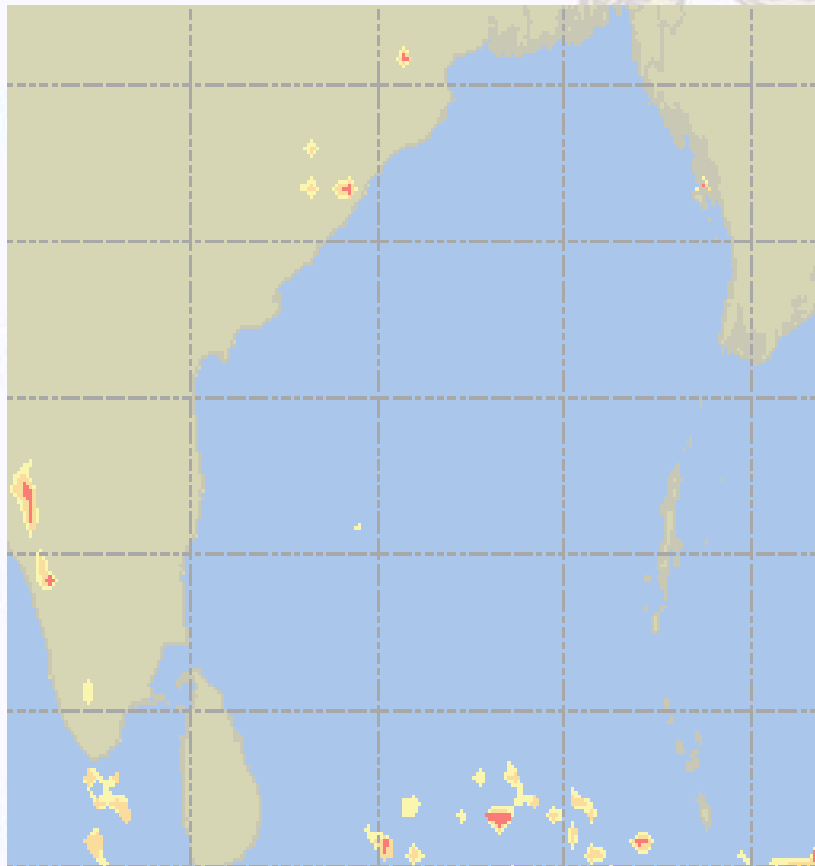




Visibility at Sea Forecast – 11 & 12 May - 2020

11 May 2020 Monday

12 May 2020 Tuesday



Visibility Scale:

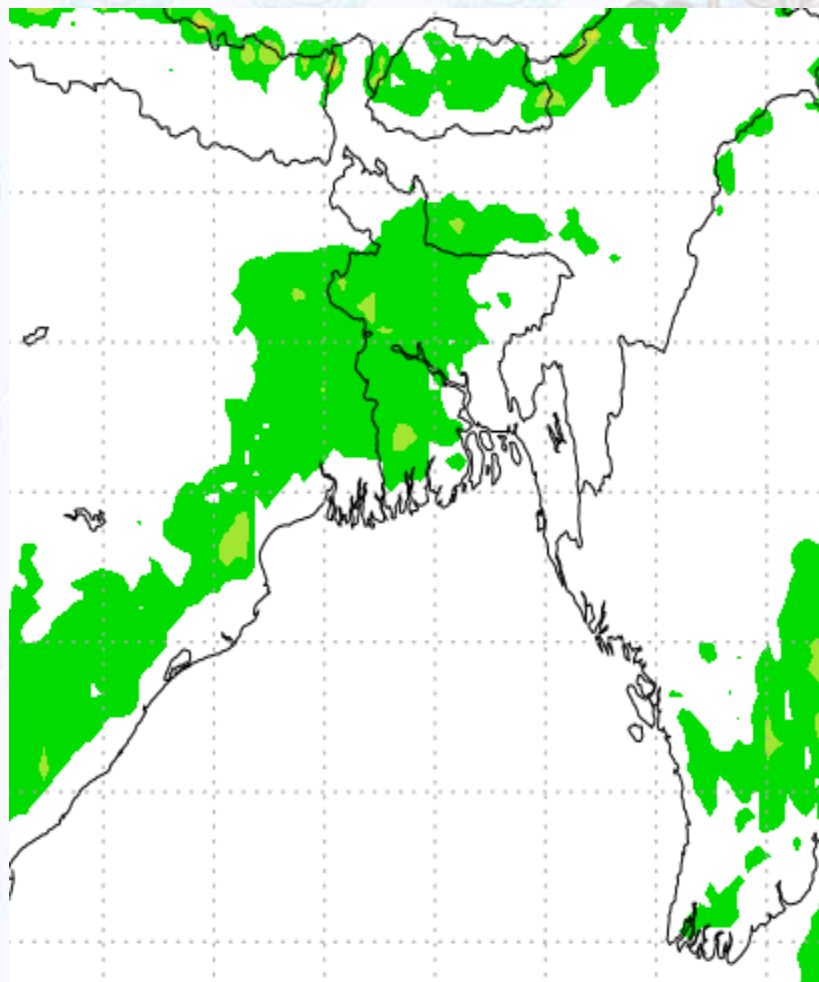


Ref (Slide 12-18): <http://www.weatheronline.co.uk/marine/weather?LEVEL>

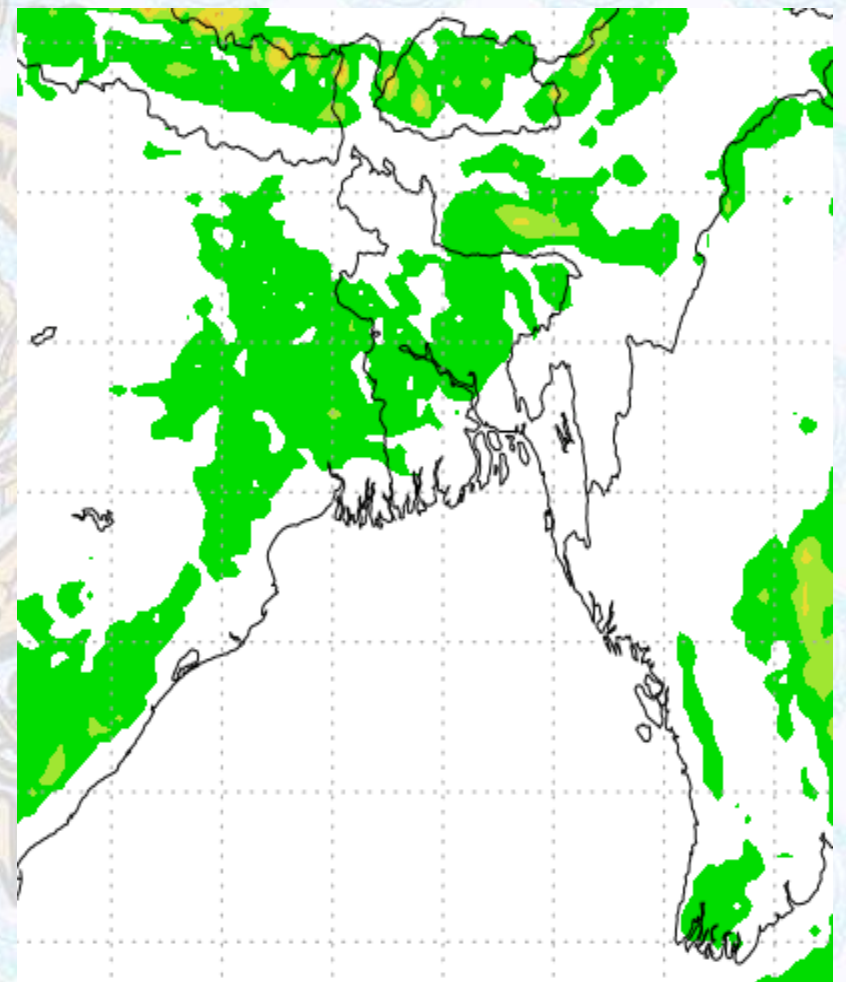


Precipitation

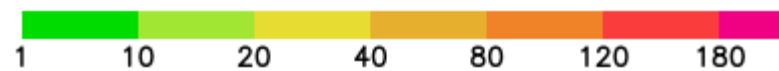
Rain(mm) 11 & 12 May 2020



Rain(mm) 12 & 13 May 2020



Precipitation Scale (mm):





Tidal Information

KHAL NO. 10

COX'S BAZAR

HIRAN POINT

	Time	Height		Time	Height		Time	Height
		0315		4.53			0046	3.26
11 May 2020	0936	0.70		0720	0.60		0652	0.78
	1535	4.81		1312	3.50		1304	3.07
	2215	0.83		1949	0.77		1937	0.98
	Time	Height		Time	Height		Time	Height
		0404		4.30			0130	3.02
12 May 2020	1018	0.96		0759	0.80		0730	0.98
	1625	4.57		1356	3.26		1346	2.92
	2306	1.04		2029	0.95		2024	1.15
	Time	Height		Time	Height		Time	Height
		0500		4.05			0217	2.79
13 May 2020	1109	1.27		0841	1.01		0813	1.20
	1722	4.31		1444	3.01		1435	2.76
	-	-		2116	1.14		2121	1.29