



WEATHER FORECAST FOR BN

27 -30 APR 2020



WEATHER FORECAST – DHAKA

27.04.2020

Hourly	2 PM	4 PM	8 PM	11 PM
Temp. / Dew Point	30 / 23	27 / 23	27 / 23	25 / 23
Wind	7 km/h E	7 km/h ESE	5 km/h ESE	4 km/h SE
Humidity	66%	76%	82%	87%
Chance of Precip	36%	90%	34%	36%
Cloud Cover	50%	75%	61%	71%
Conditions	Partly Cloudy	Partly Cloudy	Partly Cloudy	Partly Cloudy
Sunrise Sunset	5: 28 AM 6: 26 PM			

Conditions

Pressure : 1013 hpa

Visibility : 12.87 km

Ref: <https://www.wunderground.com/weather/bd/dhaka>



WEATHER FORECAST – CHATTOGRAM

27.04.2020

Hourly	2 PM	4 PM	8 PM	11 PM
Temp. / Dew Point	28 / 24	29 / 25	27 / 25	25 / 25
Wind	9 km/h W	8 km/h WSW	3 km/h ESE	3 km/h SW
Humidity	77%	79%	92%	95%
Chance of Precip.	1%	2%	22%	24%
Cloud Cover	53%	38%	45%	53%
Conditions	Partly Cloudy	Partly Cloudy	Partly Cloudy	Partly Cloudy
Sunrise Sunset	5: 24 AM 6: 18 PM			

Conditions

Pressure : 1013 hpa

Visibility : 16.09 Km

Ref: <https://www.wunderground.com/weather/bd/chittagong>



WEATHER FORECAST – KHULNA

27.04.2020

Hourly	2 PM	4 PM	8 PM	11 PM
Temp. / Dew Point	29 / 25	29 / 25	26 / 24	25 / 24
Wind	9 km/h SE	9 km/h SE	5 km/h SE	4 km/h ESE
Humidity	83%	82%	90%	92%
Chance of Precip.	17%	7%	33%	39%
Cloud Cover	54%	68%	55%	71%
Conditions	Partly Cloudy	Partly Cloudy	Partly Cloudy	Partly Cloudy
Sunrise Sunset	5: 34 AM 6: 28 PM			

Conditions

Pressure : 1012 hpa

Visibility : 14.48 Km

Ref: <https://www.wunderground.com/weather/bd/khulna>



GENERAL WEATHER FORECAST – DHAKA

Description	28 Apr 2020	29 Apr 2020	30 Apr 2020
Temperature (C)	28 °C/ 23 °C	29 °C/ 23 °C	29 °C/ 23 °C
Summary	Partly Cloudy/Sunny	Partly Cloudy/Sunny	Partly Cloudy/Sunny
Sun Rise/Set	5h25m18s/18h25m54s	5h24m18s/18h25m54s	5h24m36s/18h26m42s
Day Length	13h00m36s	13h01m36s	13h02m06s
Moon Rise/ Set	9:11AM 11:09PM	- -	11:04AM 12:03PM
Moon Phase/ illu	Waxing Crescent, 30%	Waxing Crescent, %	First Quarter, 40%
NauticalTwilight	0435,1917	0434,1917	0433,1918
Civil Twilight	0502,1849	0502,1849	0501,1850
Humidity	D : 82% N : 91%	D : 80% N : 92%	D : 82% N : 92%
Barometer (mb)	1009	1010	1010
Visibility	Good	Good	Good
Precip Chance	80%	80%	80%
Wind (mph)	8 Km/h ESE	9 Km/h ESE	6 Km/h E

Ref: <https://weather.com/weather/5day//BGXX0003:1:BG>



GENERAL WEATHER FORECAST– CHATTOGRAM

Description	28 Apr 2020	29 Apr 2020	30 Apr 2020
Temperature (C)	29°C/ 22°C	29°C/ 22°C	29°C/ 22°C
Summary	Partly Cloudy/Sunny	Partly Cloudy/Sunny	Partly Cloudy/Sunny
Sun Rise/Set	5h21m24s/18h18m12s	5h20m24s/18h18m12s	5h20m48s/18h18m54s
Day Length	12h56m48s	12h57m48s	12h58m06s
Moon Rise/ Set	9:11AM 11:09PM	10:02AM 11:54PM	- -
Moon Phase/ illu	Waxing Crescent, 30%	Waxing Crescent, 40%	First Quarter, %
NauticalTwilight	0431, 1908	0431, 1907	0430, 1910
Civil Twilight	0459, 1841	0459, 1841	0457, 1842
Humidity	D : 91% N : 96%	D : 89% N : 96%	D : 89% N : 96%
Barometer (mb)	1013	1011	1011
Visibility	Good	Good	Good
Precip Chance	80%	81%	81%
Wind (mph)	10 Km/h SE	10 Km/h SE	10 Km/h SE

Ref: <https://weather.com/weather/5day//BGXX0002:1:BG>



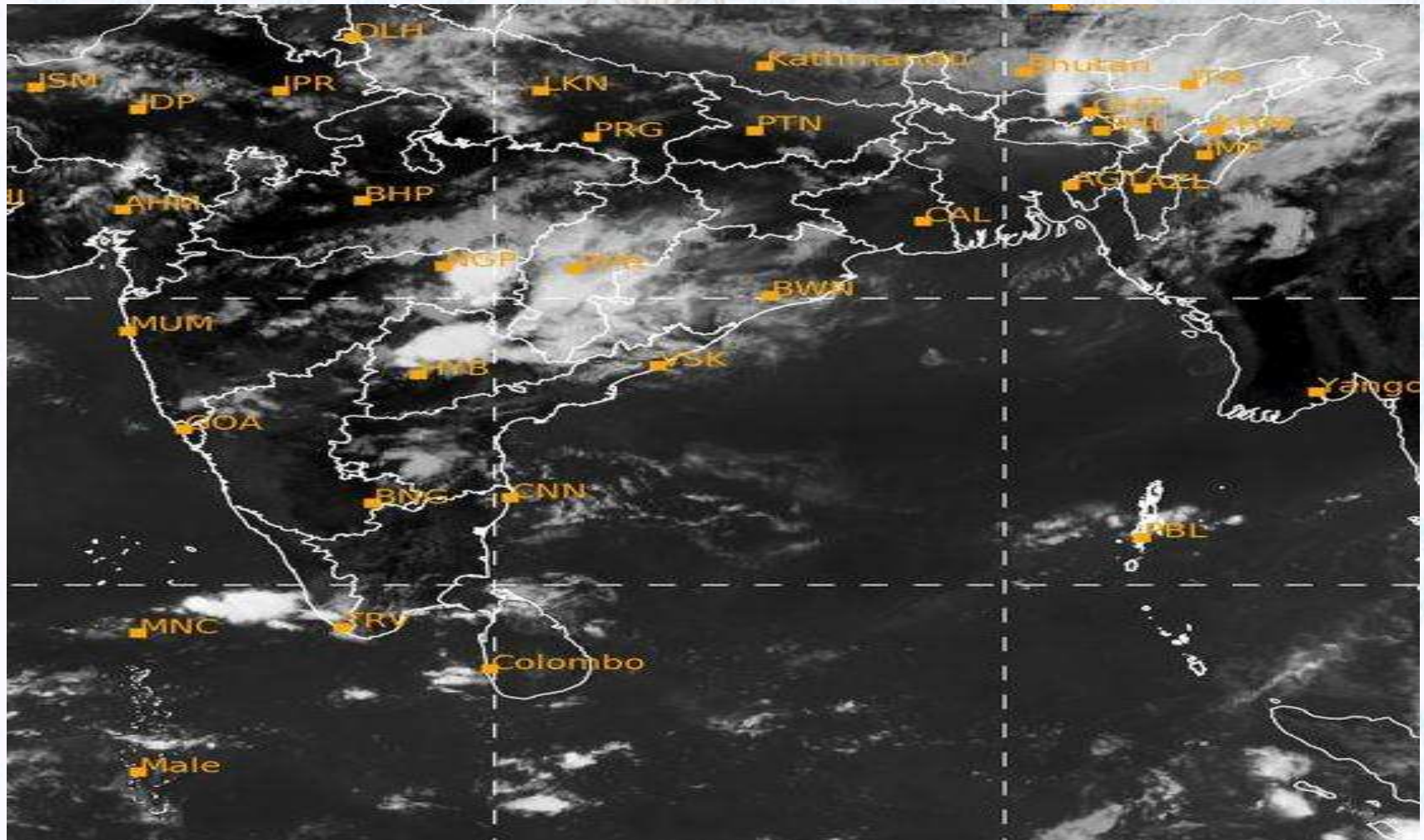
GENERAL WEATHER FORECAST – KHULNA

Description	28 Apr 2020	29 Apr 2020	30 Apr 2020
Temperature(C)	29°C/ 23°C	30°C/ 23°C	29°C/ 23°C
Summary	Partly cloudy /Sunny	Partly cloudy /Sunny	Partly cloudy /Sunny
Sun Rise/Set	5h29m54s/18h28m00s	5h28m54s/18h28m00s	5h29m18s/18h28m48s
Day Length	12h58m06s	12h59m06s	12h59m30s
Moon Rise/Set	9:11AM 11:09PM	- -	11:10AM 12:04PM
Moon Phase/illu	Waxing Crescent, 30%	Waxing Crescent, 1%	First Quarter, 40%
Nautical Twilight	0440, 1918	0439, 1917	0438, 1920
Civil Twilight	0507, 1851	0507, 1851	0506, 1852
Humidity	D : 86% N : 91%	D : 83% N : 91%	D : 85% N : 85%
Barometer (mb)	1010	1011	1011
Visibility	Good	Good	Good
Precip Chance	60%	50%	80%
Wind (mph)	11 km/h E	8 km/h ESE	8 km/h E

Ref: <https://weather.com/weather/5day//BGXX0005:1:BG>



SATELLITE VIEW OF BAY OF BENGAL

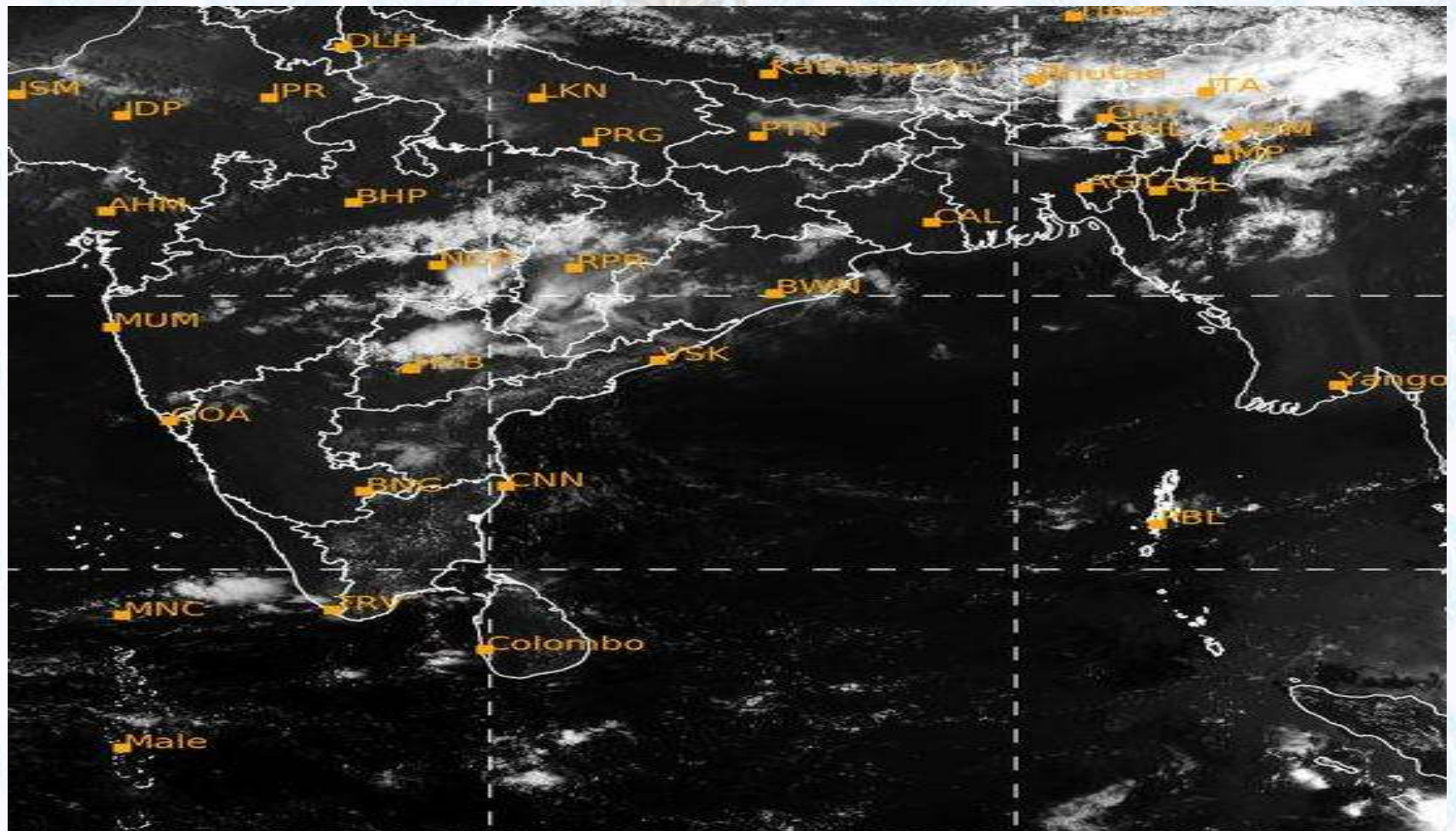


27/04/2020, 12:00 UTC MATSAT-IR

Ref: <http://satellite.imd.gov.in/insat.htm>



SATELLITE VIEW OF BAY OF BENGAL



27/04/2020, 12:00 MATSAT-VIS

Ref: <http://satellite.imd.gov.in/insat.htm>



Fleet Forecast Sea Area C-90 (Valid for 12 Hrs Commencing 1000 UTC of 27.04.2020)

Part One	NO STORM WARNING.	
Part Two	SEASONAL LOW LIES OVER SOUTH BAY.	
Part Three	Weather	TEMPORARY RAIN/THUNDER SHOWERS OVER AREA C-90.
	Wind	SOUTH-WEST/WESTERLY,, 10-15 KTS. TEMPORARY GUSTING TO 25 KTS.
	Visibility	03-05 KMS, REDUCING TO 1500 M OR LESS IN RAIN/SHOWERS.
	Outlook	FOR SUBSEQUENT 12 HOURS: LITTLE CHANGE.
	MSL Pressure	AT =27,0000 UTC. CHATTOGRAM =1010 HPA



Inland River Port Warning (VALID TILL 06 PM OF 27.04.2020)

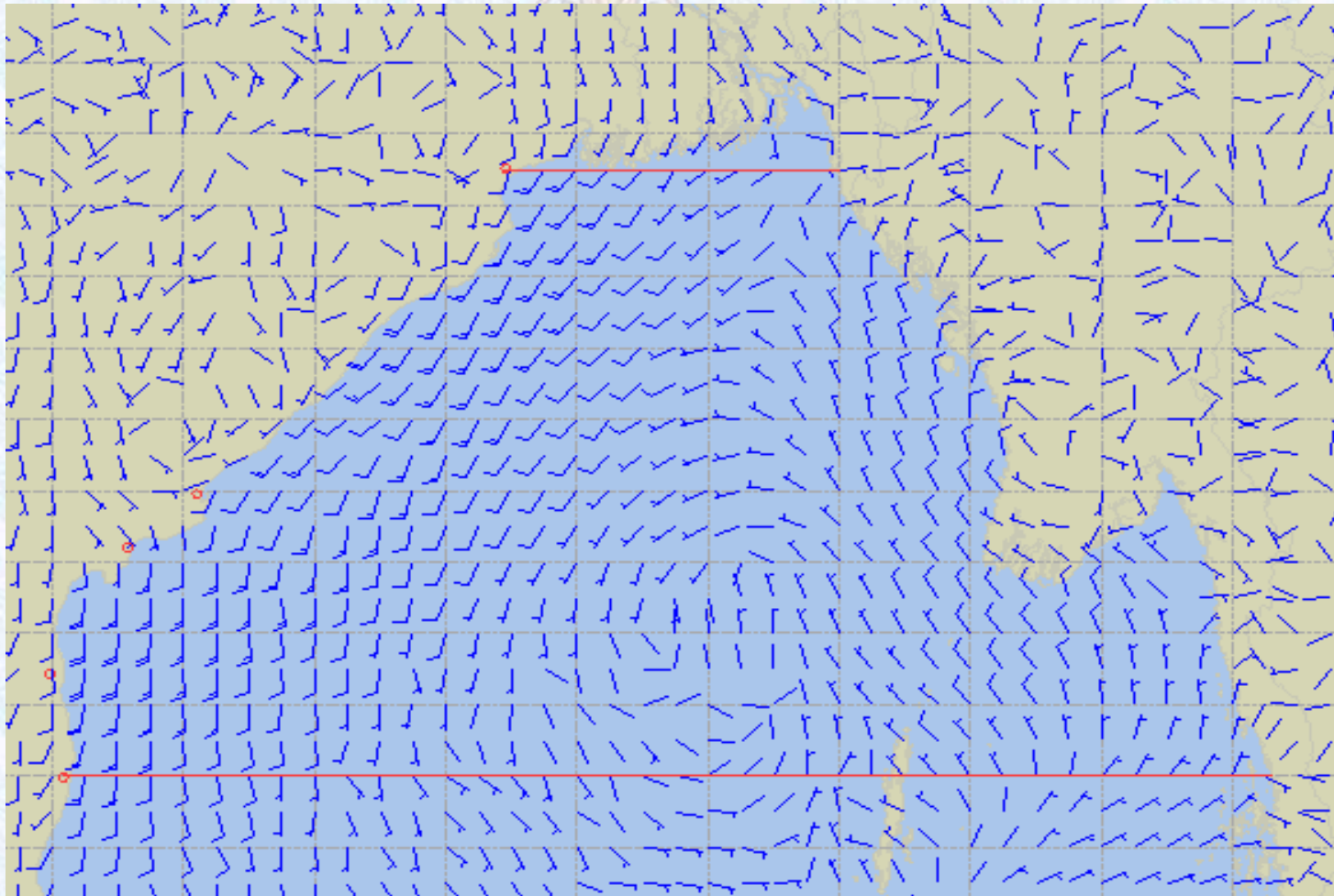
IN ASSOCIATION WITH RAIN/THUNDER SHOWERS TEMPORARY **WINW'LY GUSTY/SQUALLY WIND SPEED 45-60 KPH** IS LIKELY TO OCCUR OVER THE REGIONS OF KHULNA, PATUAKHALI, BARISHAL, NOAKHALI AND CHATTOGRAM **WHEREIN RIVERPORTS SHALL HOIST CAUTIONARY SIGNAL NO. ONE (R) ONE.**



Ref: <http://www.bmd.gov.bd/?/home>



Surface Wind Forecast- 28 Apr - 2020



Legend:



**Calm
Winds**



5 Knots



10 Knots




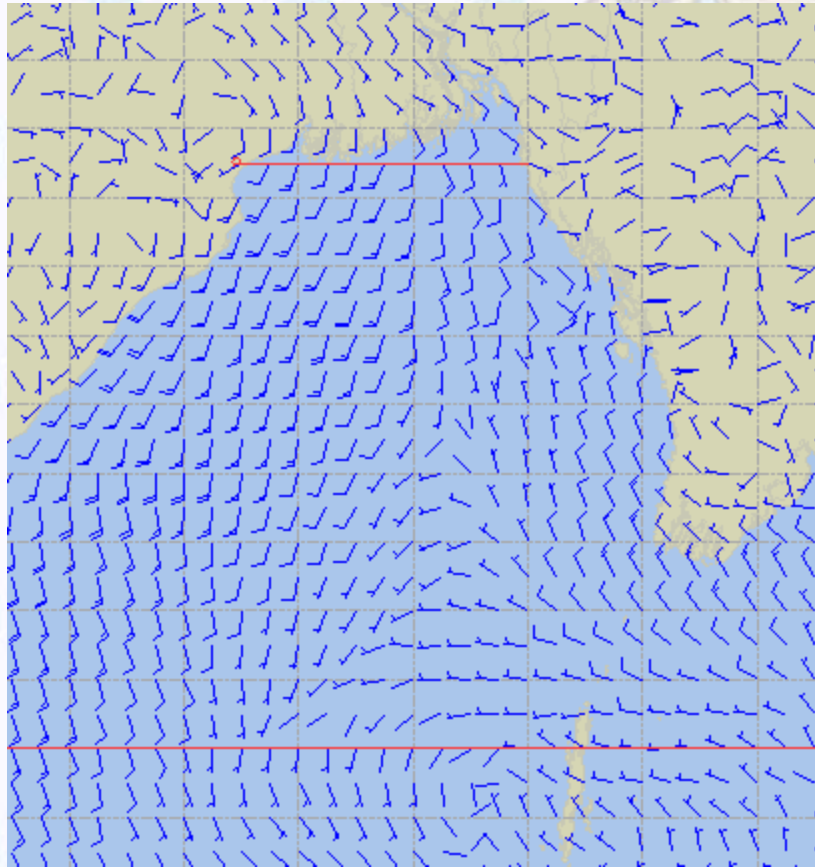
60 Knots



Surface Wind Forecast –29 & 30 Apr- 2020

29 Apr 2020 Wednesday

30 Apr 2020 Thursday



Legend:



Calm
Winds



5 Knots



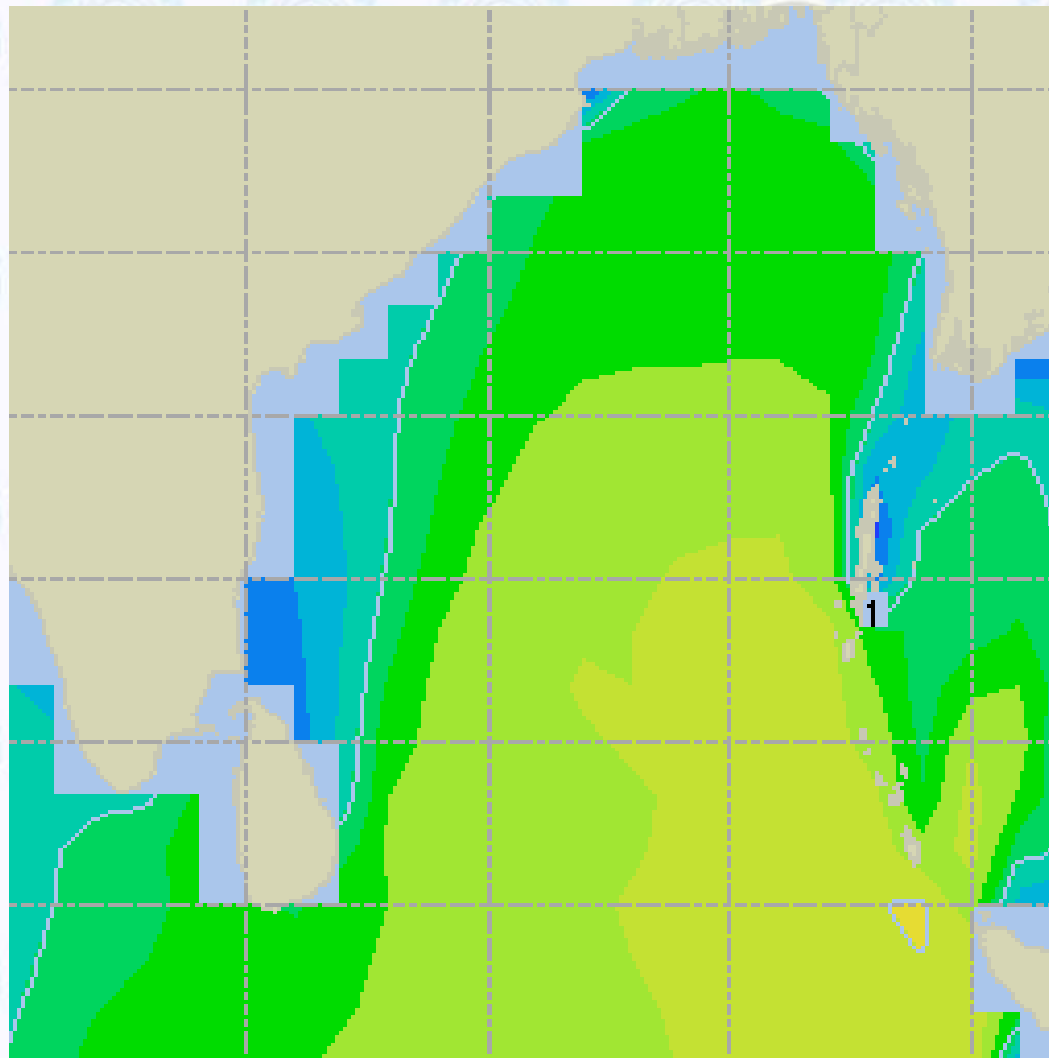
10 Knots



60 Knots



Sea State Forecast - 28 Apr - 2020



Sea State	Ht (m)
0	0-0.1
1	0-0.1
2	0.1-0.5
3	0.5-1.25
4	1.25-2.5
5	2.5-4.0
6	4-6
7	6-9
8	9-14
9	Over 14

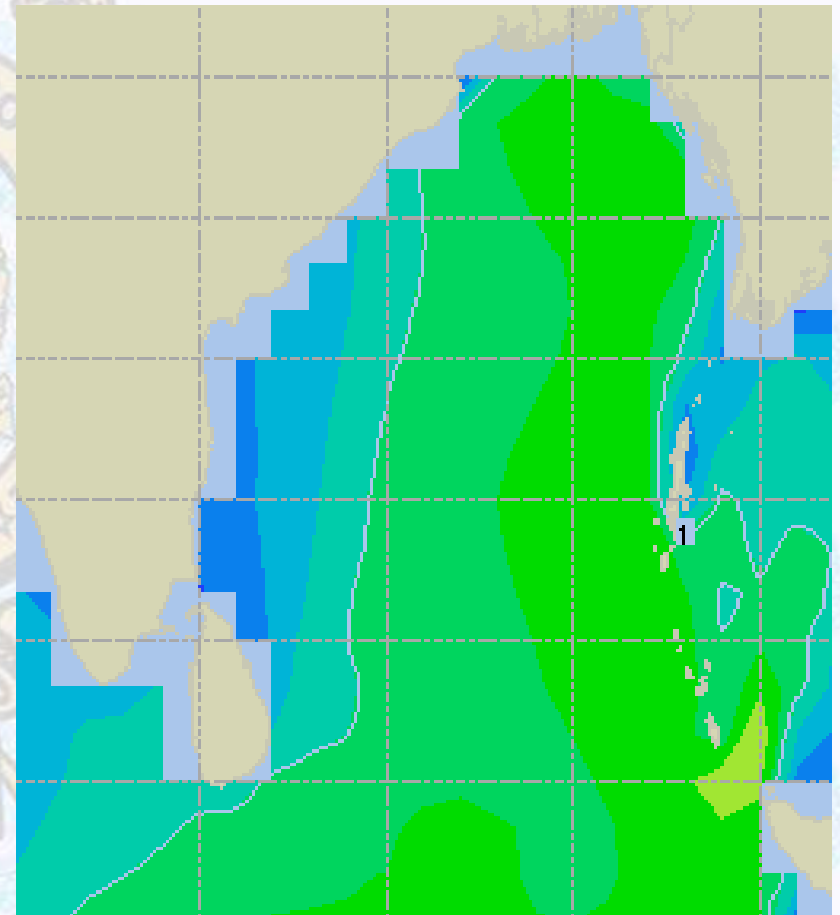
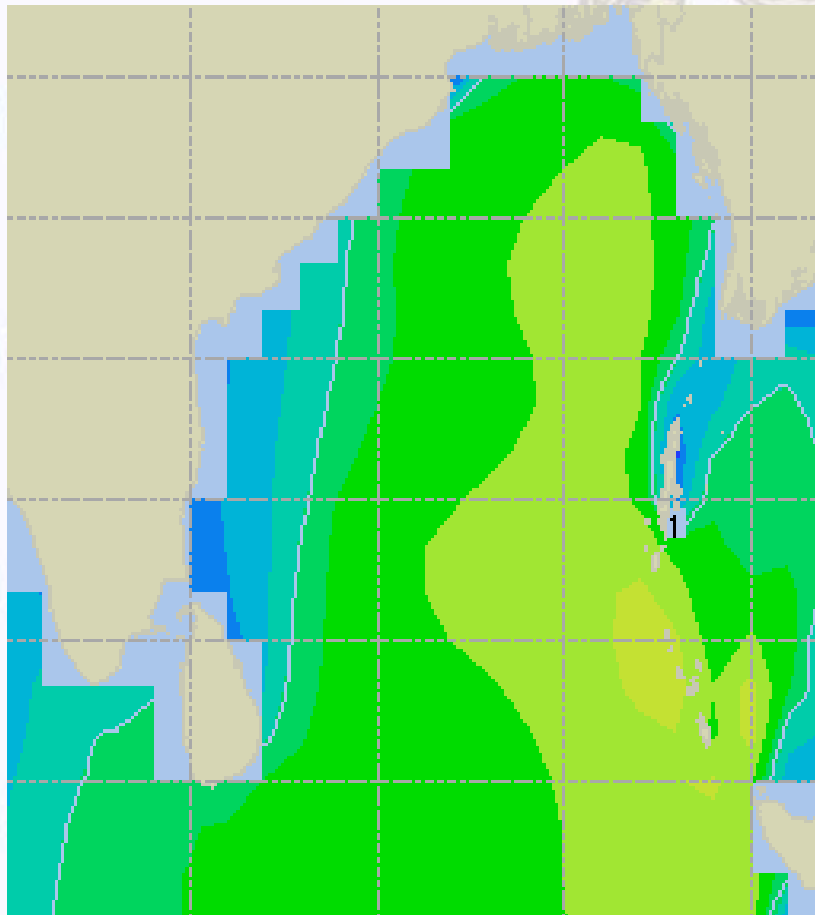




Sea State Forecast – 29 & 30 Apr- 2020

29 Apr 2020 Wednesday

30 Apr 2020 Thursday

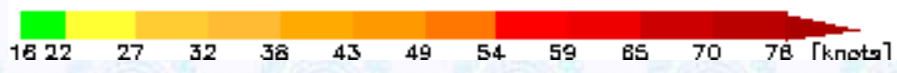
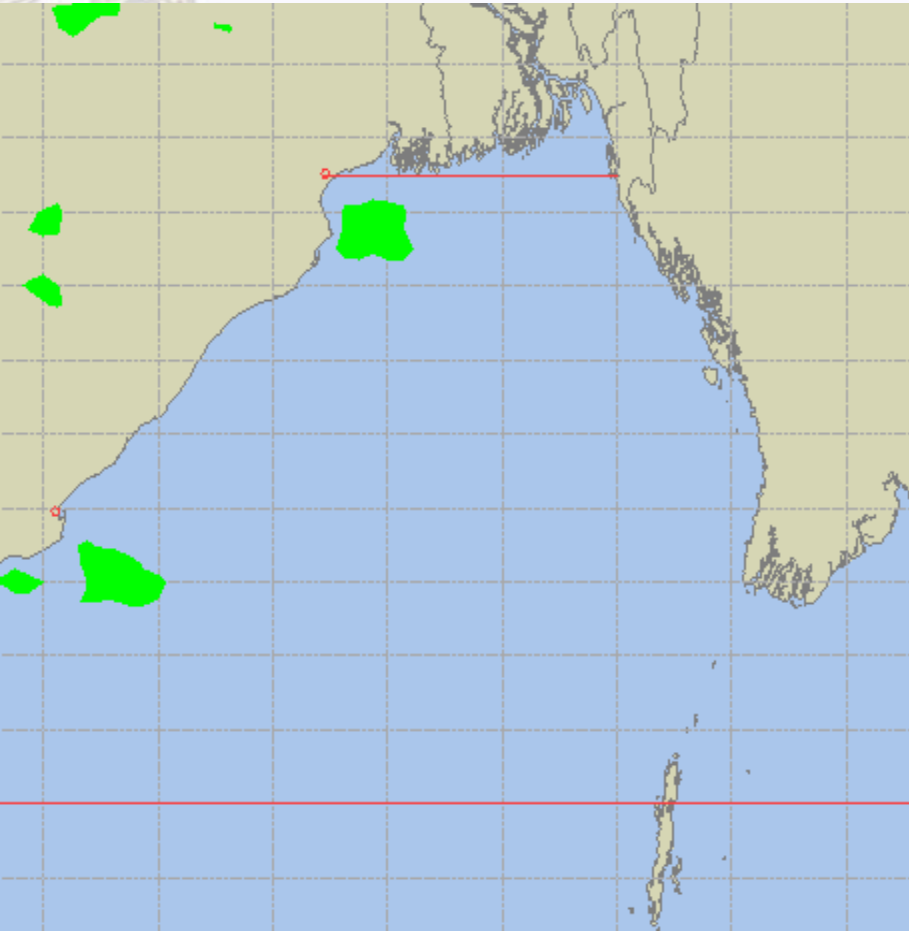
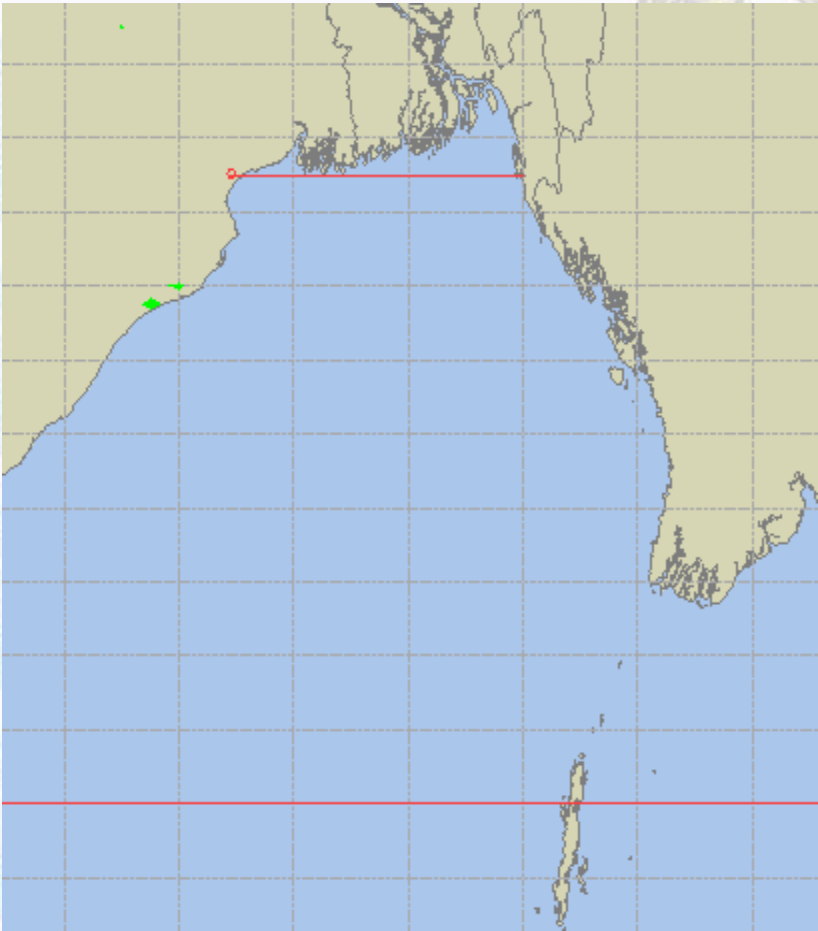




Peak Gusting Possibilities – 28 & 29 Apr 2020

28 Apr 2020 Tuesday

29 Apr 2020 Wednesday

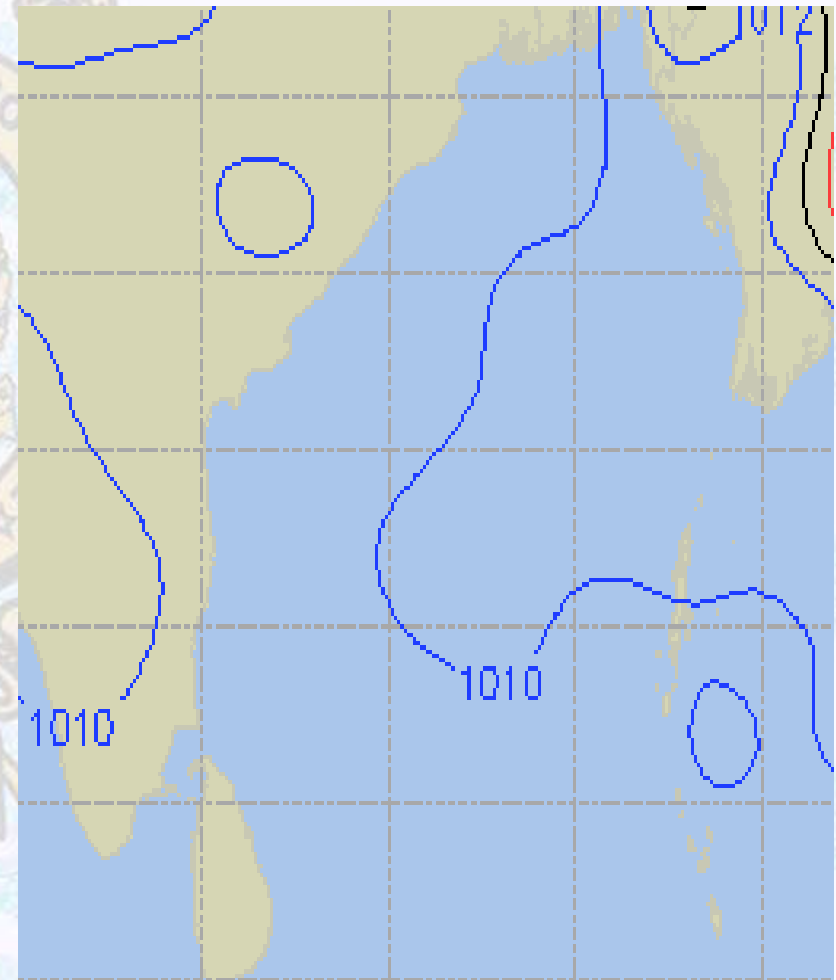
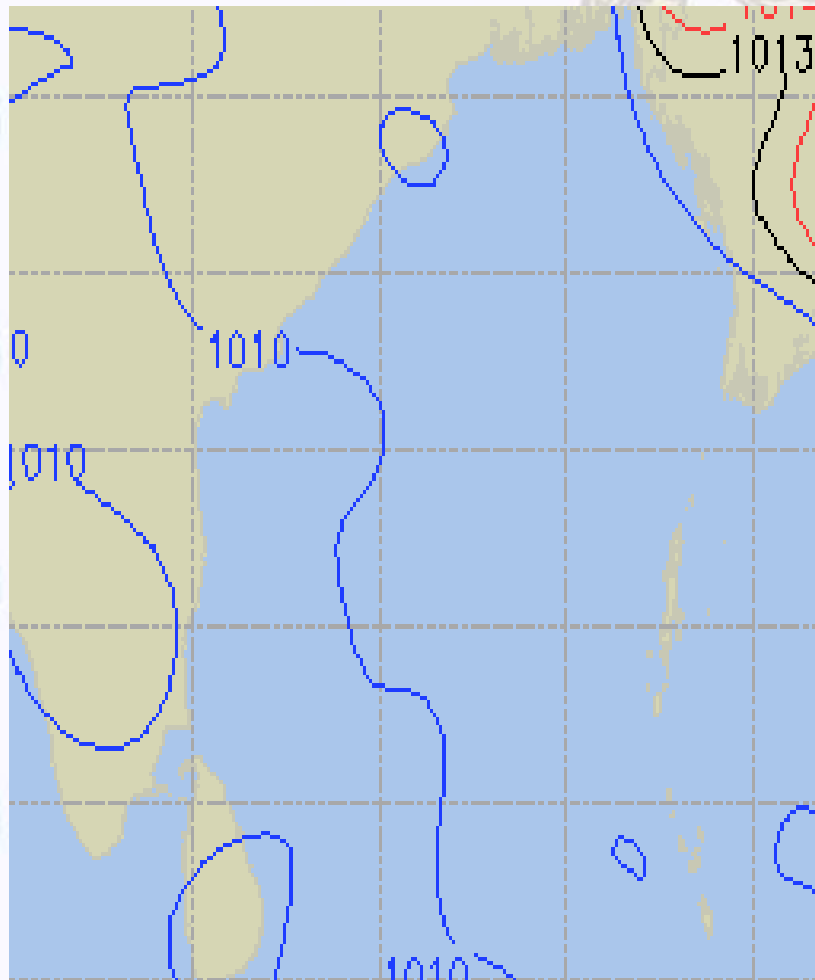




Surface Pressure forecast – 28 & 29 Apr 2020

28 Apr 2020 Tuesday

29 Apr 2020 Wednesday

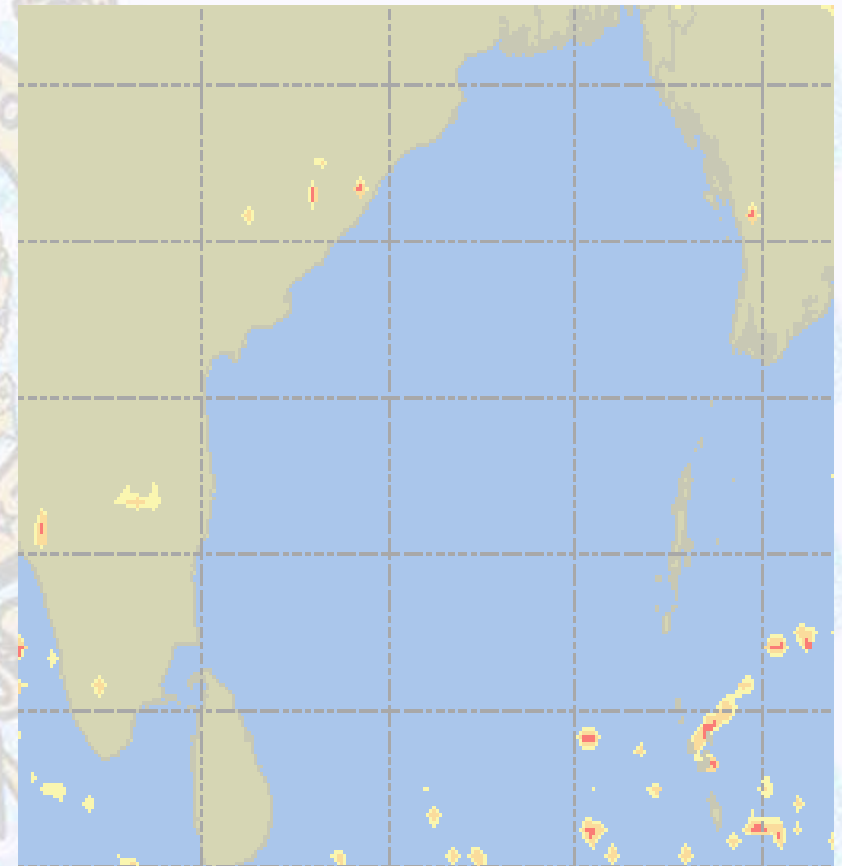
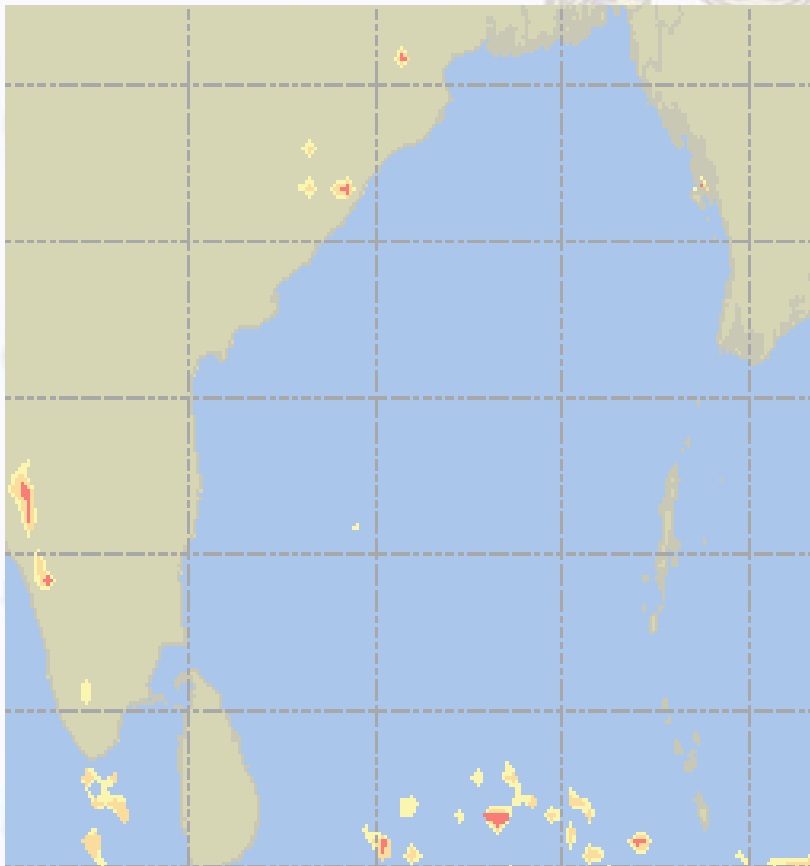




Visibility at Sea Forecast – 28 & 29 Apr - 2020

28 Apr 2020 Tuesday

29 Apr 2020 Wednesday



Visibility Scale:

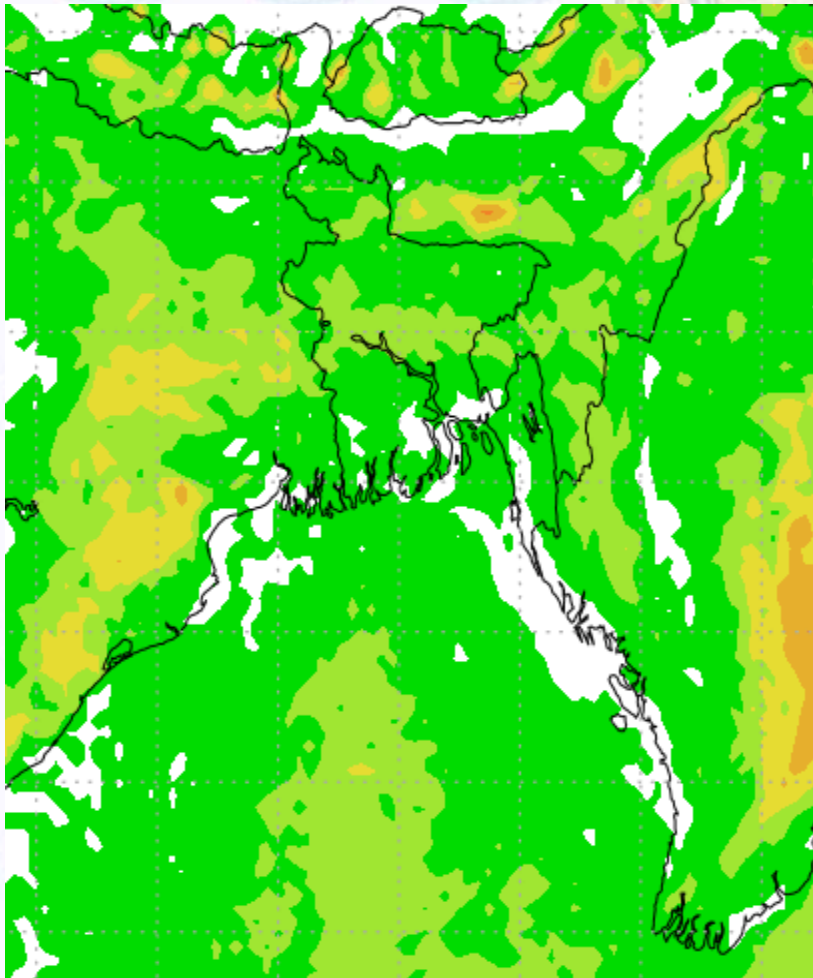


Ref (Slide 12-18): <http://www.weatheronline.co.uk/marine/weather?LEVEL>

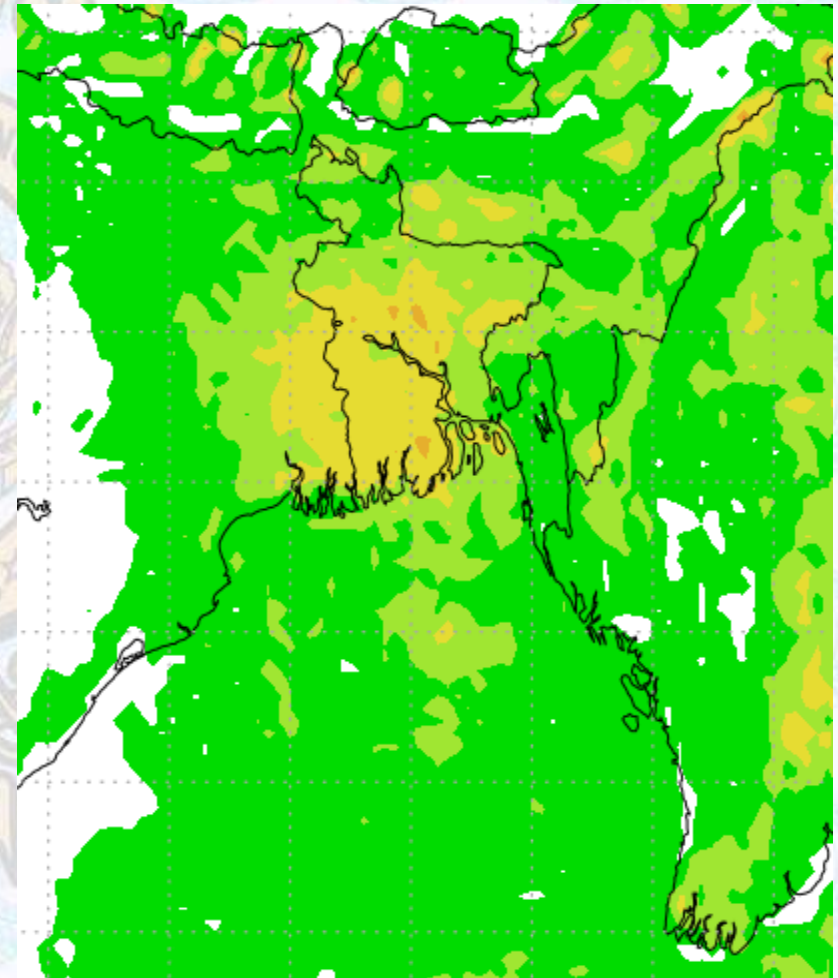


Precipitation

Rain(mm) 28 & 29 Apr 2020



Rain(mm) 29 & 30 Apr 2020



Precipitation Scale (mm):





Tidal Information

KHAL NO. 10

COX'S BAZAR

HIRAN POINT

	Time	Height		Time	Height		Time	Height
28 Apr 2020	0331	4.08		0120	2.85		0106	2.26
	0954	0.74		0744	0.63		0716	0.77
	1549	4.36		1348	3.06		1330	2.80
	2231	0.96		2016	0.75		1959	1.03
29 Apr 2020	Time	Height		Time	Height		Time	Height
	0420	3.87		0203	2.68		0147	2.45
	1038	0.98		0822	0.79		0755	0.93
	1645	4.17		1434	2.90		1418	2.71
	2326	1.15		2102	0.89		2052	1.17
30 Apr 2020	Time	Height		Time	Height		Time	Height
	0525	3.66		0256	2.52		0243	2.34
	1139	1.26		0913	0.96		0851	1.11
	1758	4.00		1533	2.77		1522	2.62
	-	-		2203	1.03		2207	1.24