



WEATHER FORECAST FOR BN

23 - 26 APR 2020



WEATHER FORECAST – DHAKA

23.04.2020

Hourly	2 PM	4 PM	8 PM	11 PM
Temp. / Dew Point	30 / 24	28 / 24	26 / 23	25 / 23
Wind	8 km/h S	8 km/h SSE	9 km/h SSE	4 km/h SE
Humidity	70%	77%	87%	90%
Chance of Precip	11%	90%	65%	46%
Cloud Cover	75%	75%	75%	53%
Conditions	Partly Cloudy	Partly Cloudy	Partly Cloudy	Partly Cloudy
Sunrise Sunset	5: 31 AM 6: 24 PM			

Conditions

Pressure : 1009 hpa

Visibility : 12.87 km

Ref: <https://www.wunderground.com/weather/bd/dhaka>



WEATHER FORECAST – CHATTOGRAM

23.04.2020

Hourly	2 PM	4 PM	8 PM	11 PM
Temp. / Dew Point	30 / 24	30 / 25	28 / 26	26 / 25
Wind	12 km/h WSW	13 km/h WSW	11 km/h WSW	4 km/h WSW
Humidity	70%	77%	89%	95%
Chance of Precip.	1%	1%	37%	45%
Cloud Cover	72%	60%	72%	66%
Conditions	Sunny/Partly Cloudy	Sunny/Partly Cloudy	Sunny/Partly Cloudy	Sunny/Partly Cloudy
Sunrise Sunset	5: 27 AM 6: 16 PM			

Conditions

Pressure : 1010 hpa

Visibility : 9.66 Km

Ref: <https://www.wunderground.com/weather/bd/chittagong>



WEATHER FORECAST – KHULNA

23.04.2020

Hourly	2 PM	4 PM	8 PM	11 PM
Temp. / Dew Point	30 / 26	29 / 26	26 / 25	25 / 24
Wind	13 km/h S	13 km/h S	10 km/h S	7 km/h SSE
Humidity	78%	84%	95%	96%
Chance of Precip.	80%	90%	57%	30%
Cloud Cover	75%	75%	58%	42%
Conditions	Partly Cloudy	Partly Cloudy	Partly Cloudy	Partly Cloudy
Sunrise Sunset	5: 37 AM 6: 27 PM			

Conditions

Pressure : 1009 hpa

Visibility : 14.48 Km

Ref: <https://www.wunderground.com/weather/bd/khulna>



GENERAL WEATHER FORECAST – DHAKA

Description	24 Apr 2020	25 Apr 2020	26 Apr 2020
Temperature (C)	27 °C/ 23 °C	29 °C/ 23 °C	29 °C/ 23 °C
Summary	Partly Cloudy/Sunny	Partly Cloudy/Sunny	Partly Cloudy/Sunny
Sun Rise/Set	5h28m54s/18h25m36s	5h28m42s/18h24m42s	5h27m54s/18h25m00s
Day Length	12h54m42s	12h56m00s	12h57m06s
Moon Rise/ Set	6:18AM 7:31PM	6:55AM 8:24PM	7:36AM 9:19PM
Moon Phase/ illu	Waxing Crescent, 2%	Waxing Crescent, 6%	Waxing Crescent, 13%
NauticalTwilight	0439,1912	0437,1915	0436,1916
Civil Twilight	0506,1845	0505,1847	0504,1848
Humidity	D : 85% N : 94%	D : 85% N : 93%	D : 83% N : 92%
Barometer (mb)	1008	1007	1008
Visibility	Good	Good	Good
Precip Chance	90%	80%	80%
Wind (mph)	14 Km/h SE	10 Km/h SE	11 Km/h ESE

Ref: <https://weather.com/weather/5day//BGXX0003:1:BG>



GENERAL WEATHER FORECAST– CHATTOGRAM

Description	24 Apr 2020	25 Apr 2020	26 Apr 2020
Temperature (C)	27°C/ 23°C	28°C/ 23°C	27°C/ 23°C
Summary	Partly Cloudy/Sunny	Partly Cloudy/Sunny	Partly Cloudy/Sunny
Sun Rise/Set	5h25m00s/18h18m12s	5h24m48s/18h17m12s	5h24m00s/18h17m30s
Day Length	12h51m12s	12h52m24s	12h53m30s
Moon Rise/ Set	6:18AM 7:31PM	6:51AM 8:15PM	7:33AM 9:105PM
Moon Phase/ illu	Waxing Crescent, 2%	Waxing Crescent, 6%	Waxing Crescent, 13%
NauticalTwilight	0435, 1906	0434, 1907	0433, 1907
Civil Twilight	0503, 1837	0501, 1840	0500, 1840
Humidity	D : 93% N : 95%	D : 94% N : 95%	D : 93% N : 95%
Barometer (mb)	1009	1008	1009
Visibility	Good	Good	Good
Precip Chance	90%	90%	80%
Wind (mph)	17 Km/h S	17 Km/h SSE	14 Km/h SSE

Ref: <https://weather.com/weather/5day//BGXX0002:1:BG>



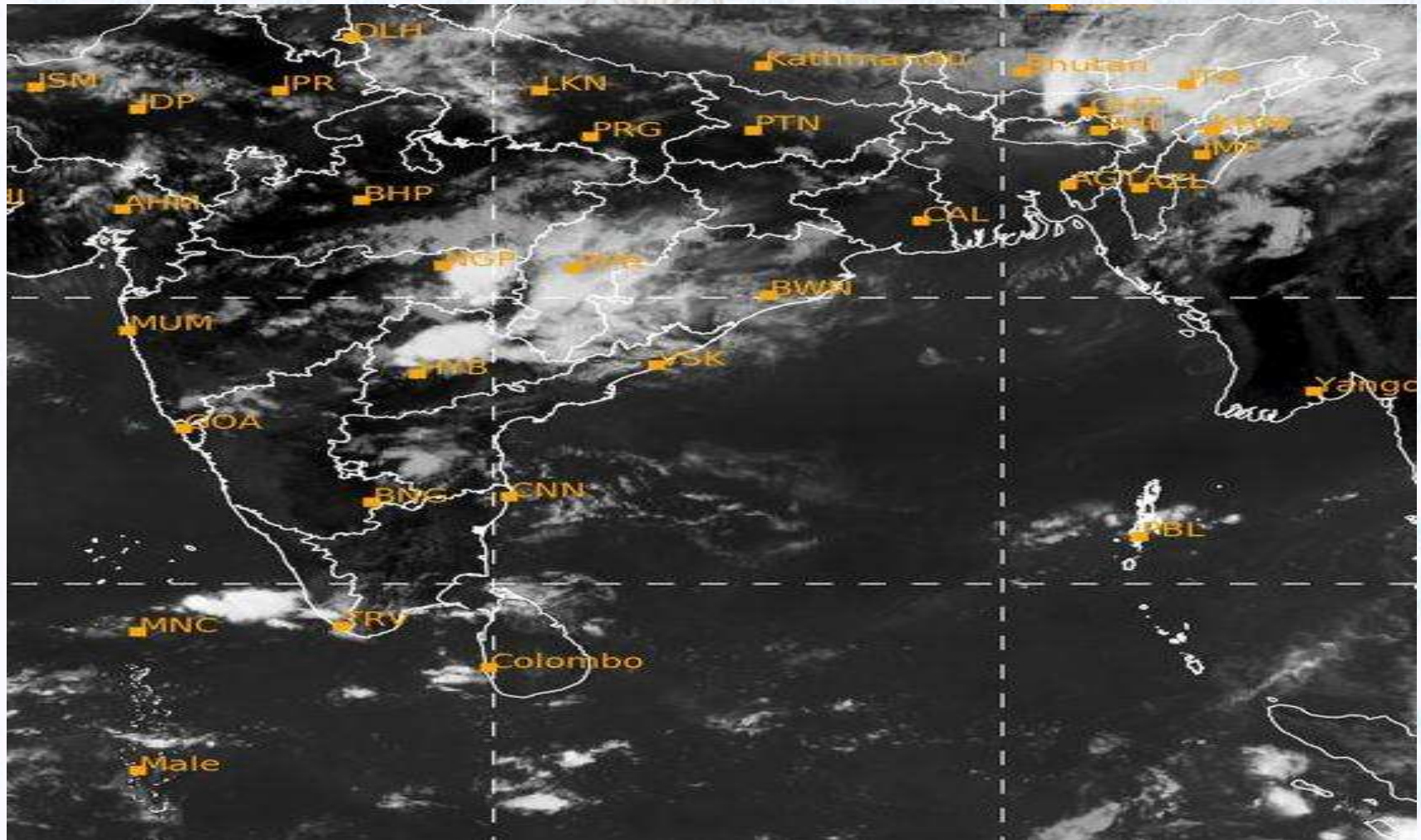
GENERAL WEATHER FORECAST – KHULNA

Description	24 Apr 2020	25 Apr 2020	26 Apr 2020
Temperature(C)	28°C/ 24°C	29°C/ 23°C	29°C/ 23°C
Summary	Partly cloudy /Sunny	Partly cloudy /Sunny	Partly cloudy /Sunny
Sun Rise/Set	5h35m30s/18h27m54s	5h33m18s/18h26m54s	5h32m30s/18h27m12s
Day Length	12h52m24s	12h53m36s	12h54m42s
Moon Rise/Set	6:18AM 7:31PM	7:01AM 8:26PM	7:43AM 9:21PM
Moon Phase/illu	Waxing Crescent, 2%	Waxing Crescent, 6%	Waxing Crescent, 13%
Nautical Twilight	0444, 1914	0442, 1917	0441, 1917
Civil Twilight	0511, 1847	0510, 1849	0509, 1850
Humidity	D : 92% N : 95%	D : 91% N : 95%	D : 95% N : 94%
Barometer (mb)	1008	1007	1007
Visibility	Good	Good	Good
Precip Chance	90%	80%	80%
Wind (mph)	16 km/h SW	14 km/h S	10 km/h SE

Ref: <https://weather.com/weather/5day//BGXX0005:1:BG>



SATELLITE VIEW OF BAY OF BENGAL

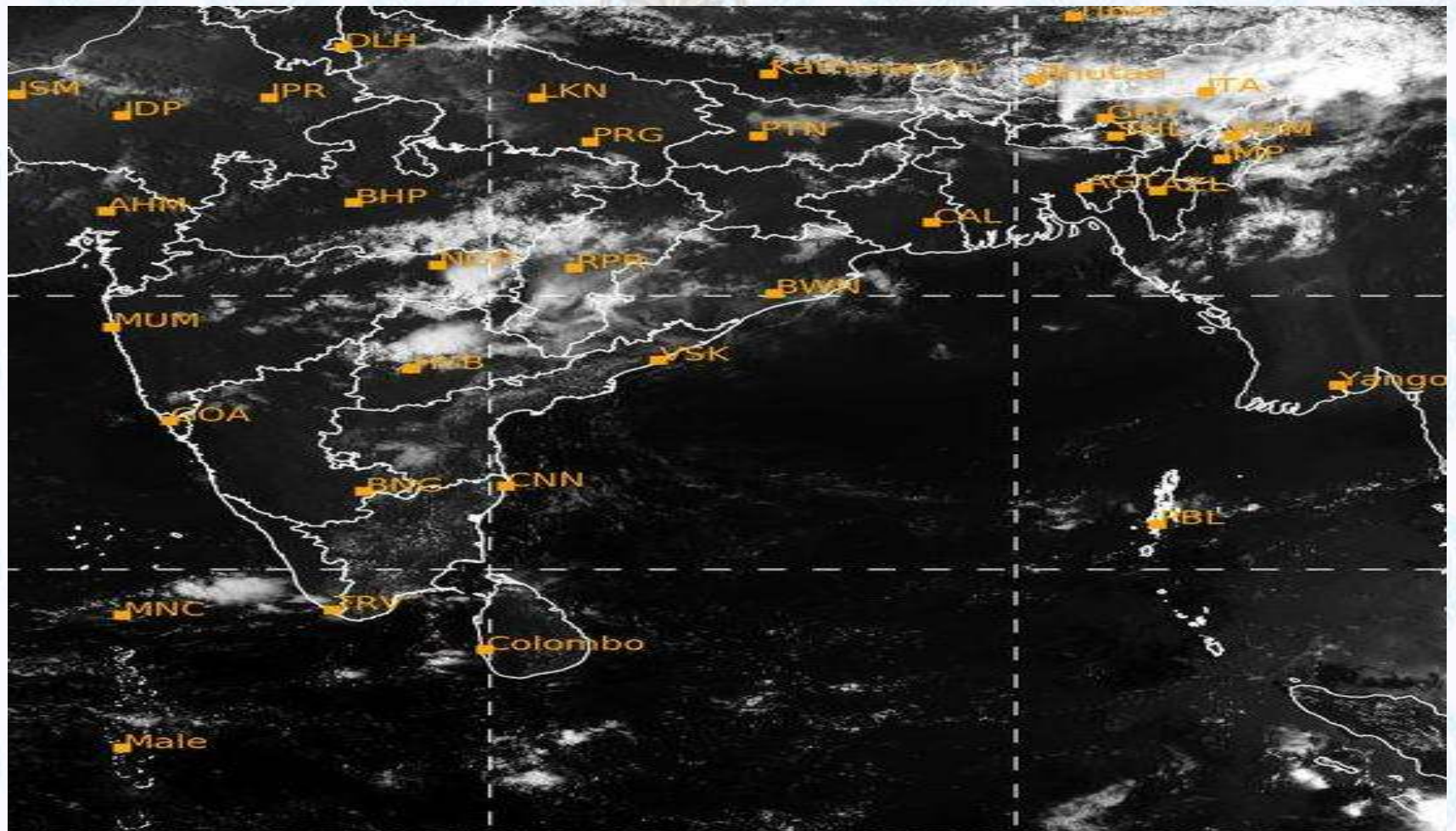


23/04/2020, 12:00 UTC MATSAT-IR

Ref: <http://satellite.imd.gov.in/insat.htm>



SATELLITE VIEW OF BAY OF BENGAL



23/04/2020, 12:00 MATSAT-VIS

Ref: <http://satellite.imd.gov.in/insat.htm>



Fleet Forecast Sea Area C-90 (Valid for 12 Hrs Commencing 1000 UTC of 23.04.2020)

Part One	NO STORM WARNING.	
Part Two	SEASONAL LOW LIES OVER SOUTH BAY.	
Part Three	Weather	TEMPORARY RAIN/THUNDER SHOWERS OVER AREA C-90.
	Wind	SOUTH-WEST/SOUTHER'LY 08-12 KT, TEMPORARY GUSTING TO 22 KTS.
	Visibility	03-05 KMS, REDUCING TO 1500 M OR LESS IN RAIN/SHOWERS.
	Outlook	FOR SUBSEQUENT 12 HOURS: LITTLE CHANGE.
	MSL Pressure	AT =23,0000 UTC. CHATTOGRAM =1010 HPA



Inland River Port Warning (VALID TILL 06 PM OF 23.04.2020)

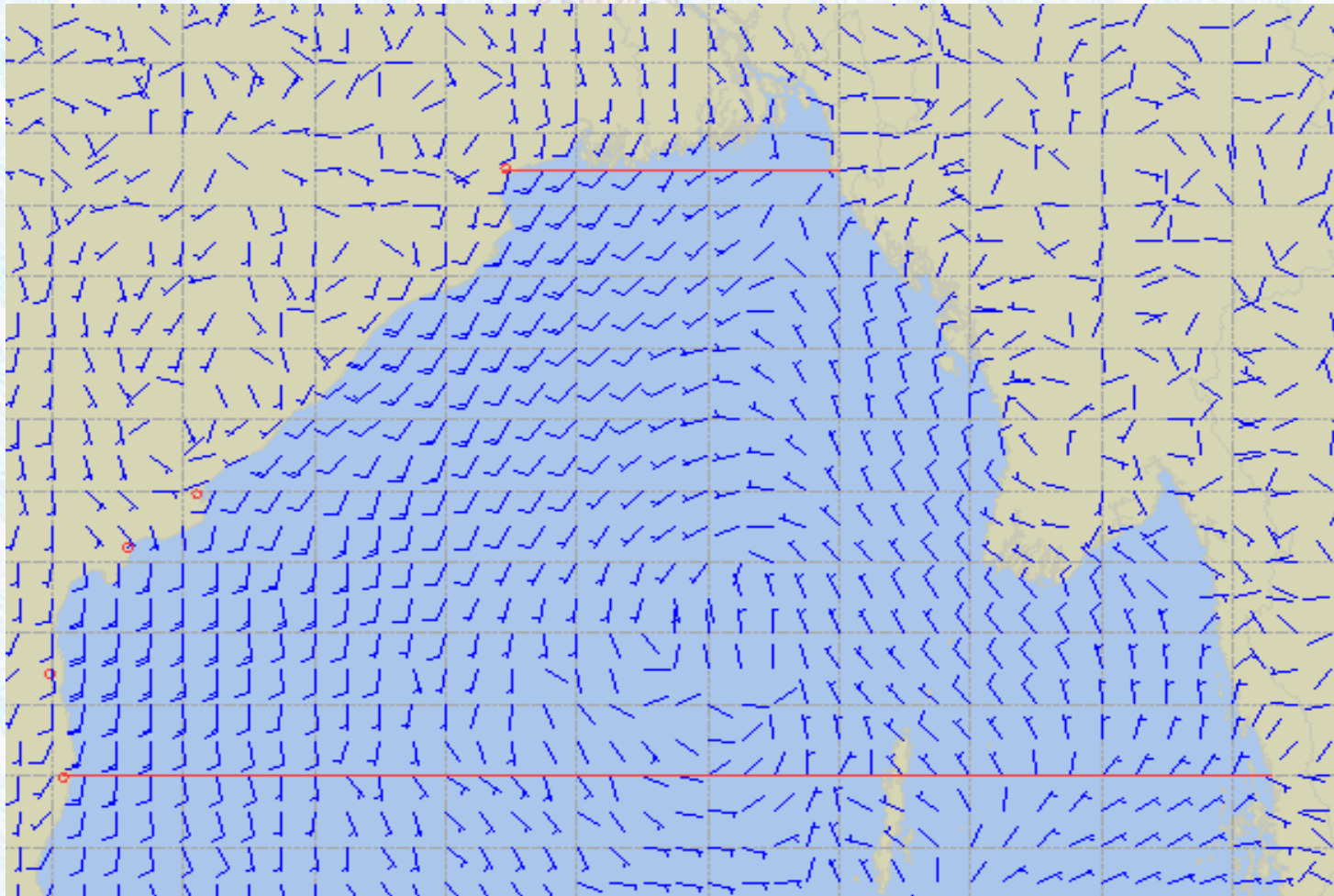
THERE IS NO INLAND RIVERPORTS WARNING AND NO SIGNAL IS TO BE HOISTED.



Ref: <http://www.bmd.gov.bd/?/home>



Surface Wind Forecast- 24 Apr - 2020



Legend:



**Calm
Winds**



5 Knots



10 Knots



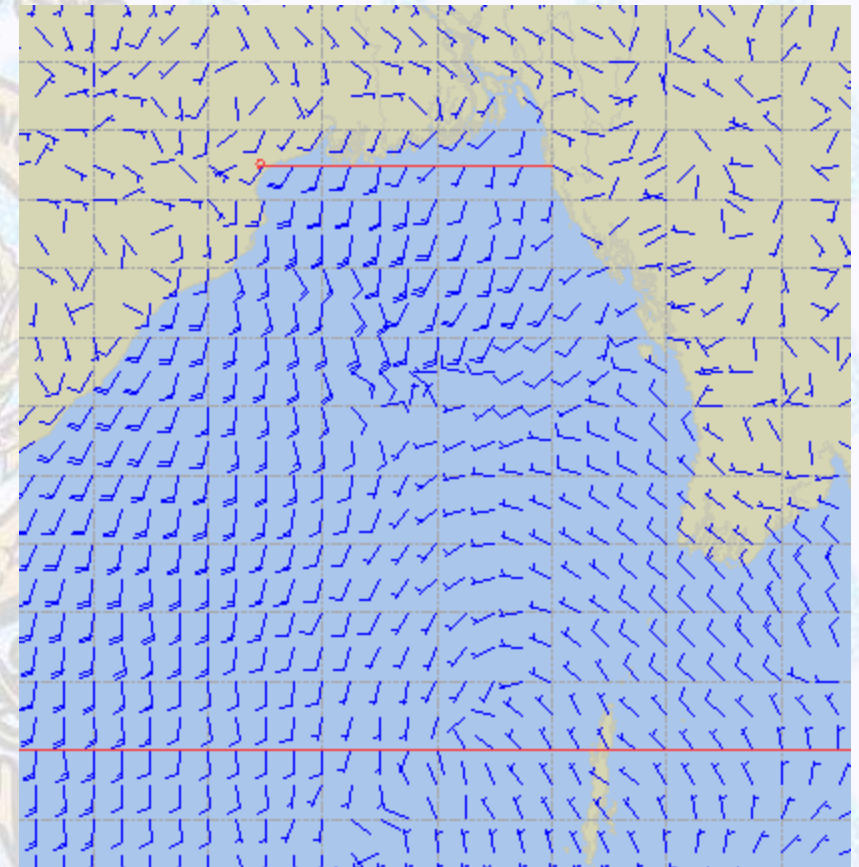
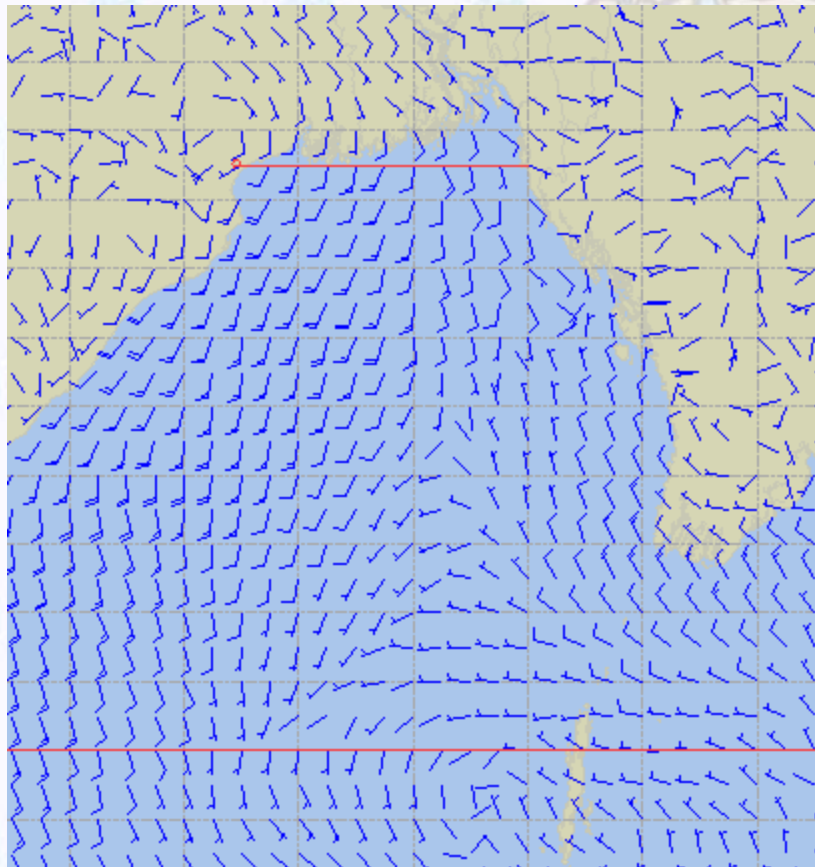
60 Knots



Surface Wind Forecast –25 & 26 Apr- 2020

25 Apr 2020 Saturday

26 Apr 2020 Sunday



Legend:



Calm
Winds



5 Knots



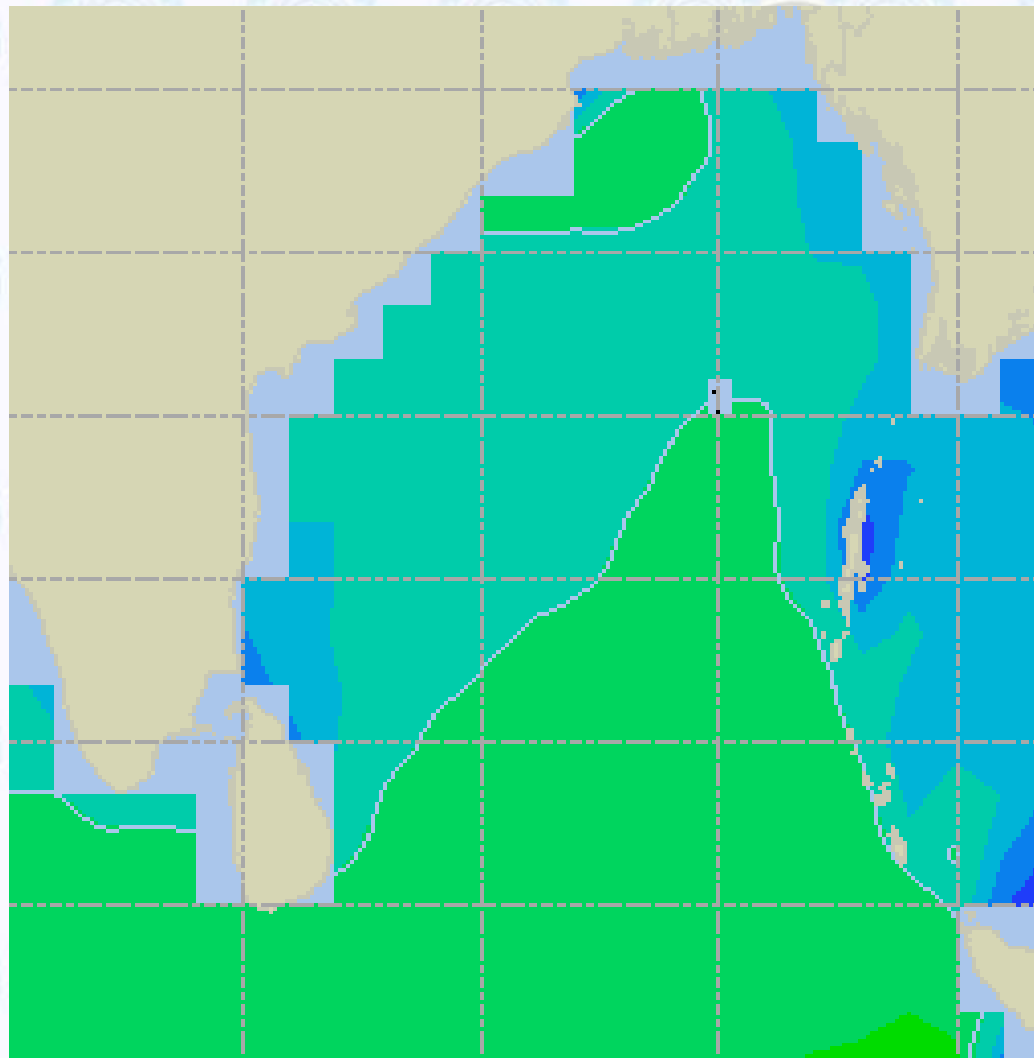
10 Knots



60 Knots



Sea State Forecast - 24 Apr - 2020



Sea State	Ht (m)
0	0-0.1
1	0-0.1
2	0.1-0.5
3	0.5-1.25
4	1.25-2.5
5	2.5-4.0
6	4-6
7	6-9
8	9-14
9	Over 14

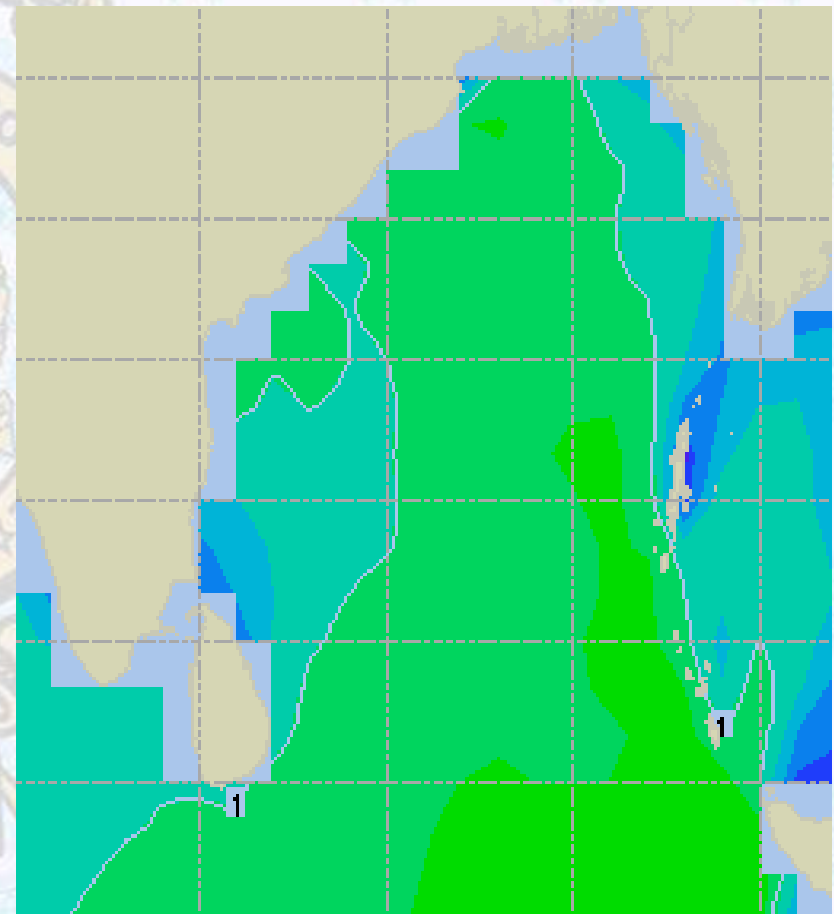
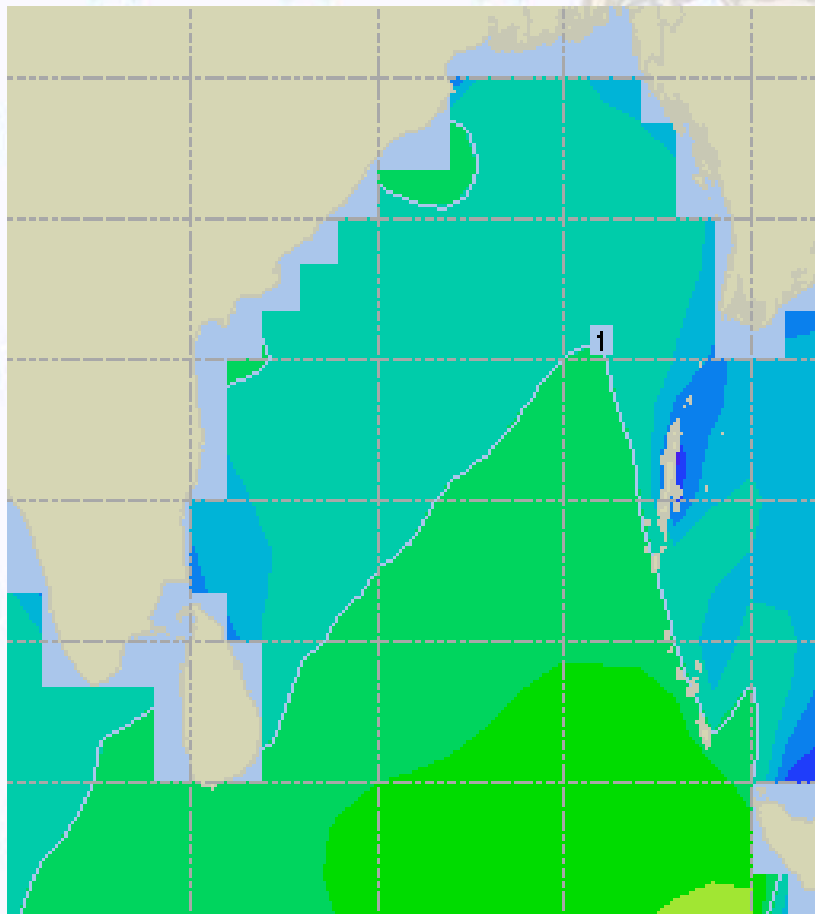




Sea State Forecast – 25 & 26 Apr- 2020

25 Apr 2020 Saturday

26 Apr 2020 Sunday

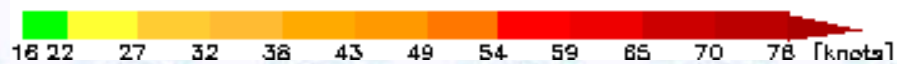
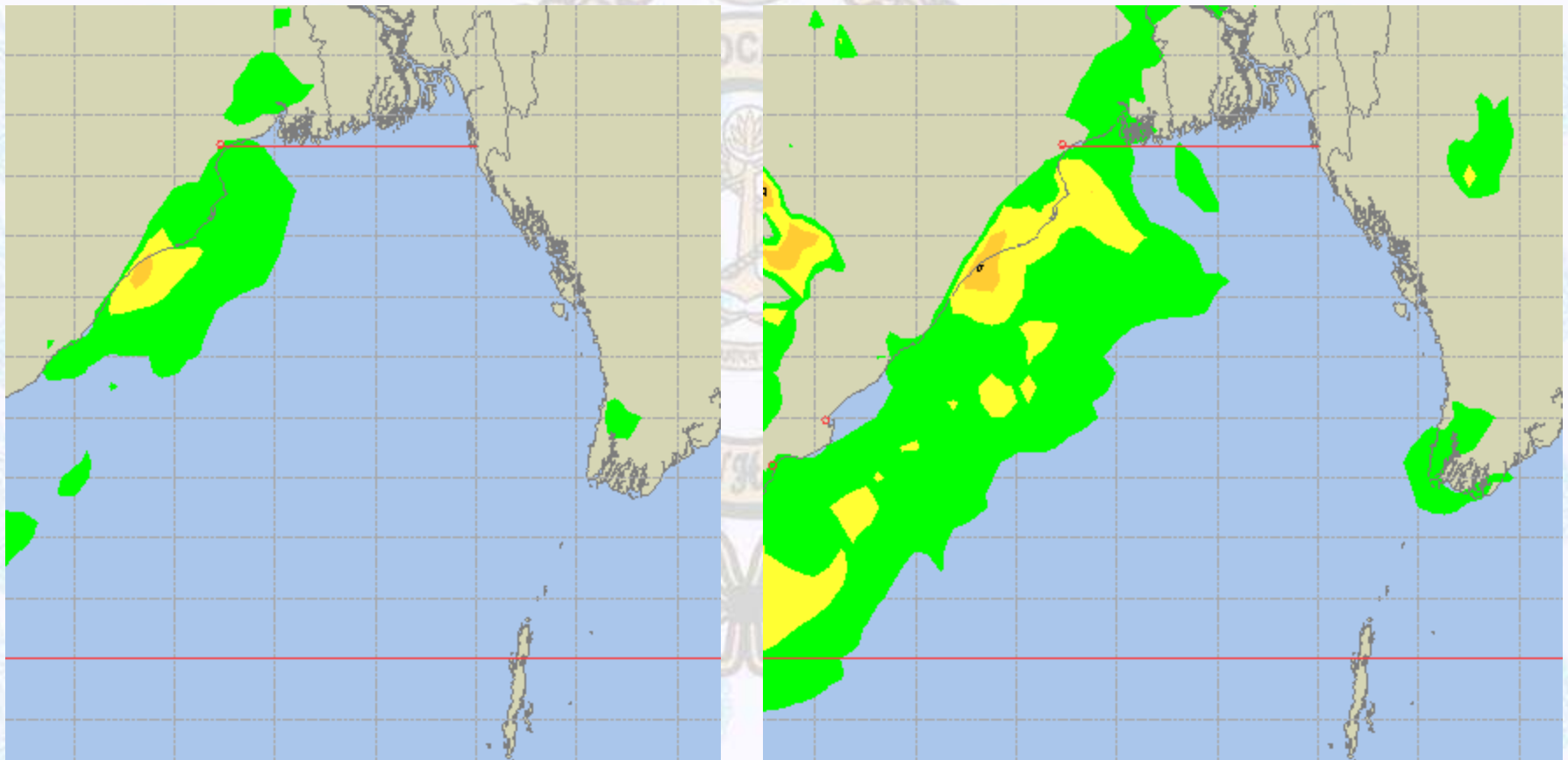




Peak Gusting Possibilities – 24 & 25 Apr 2020

24 Apr 2020 Friday

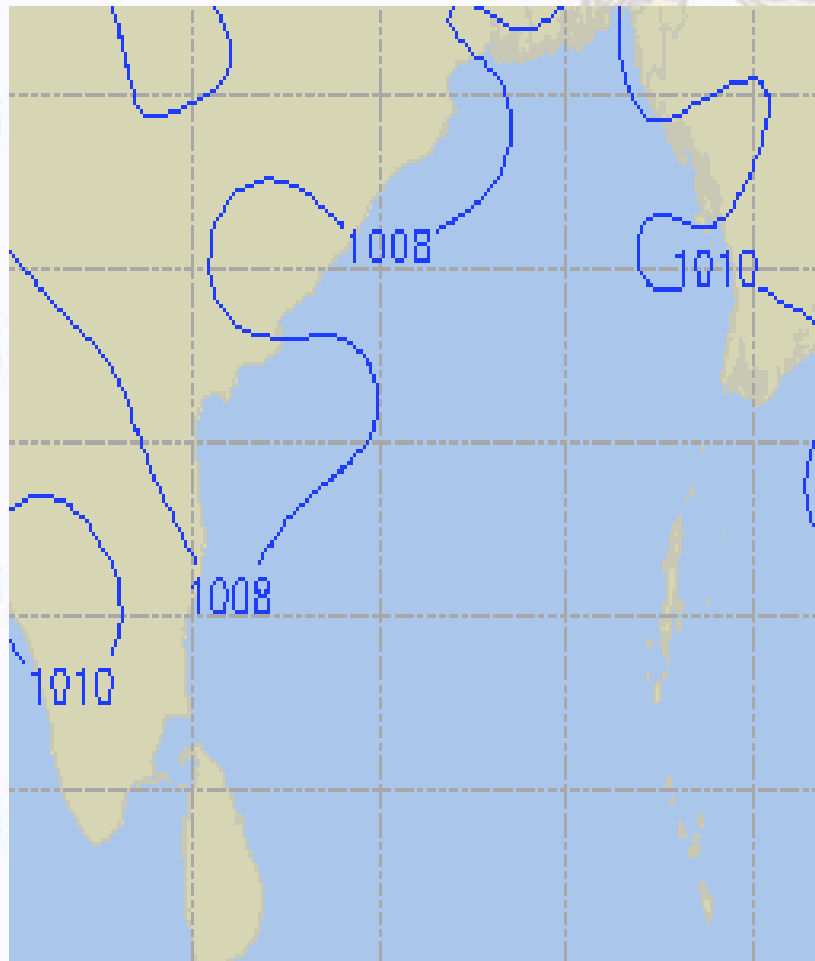
25 Apr 2020 Saturday



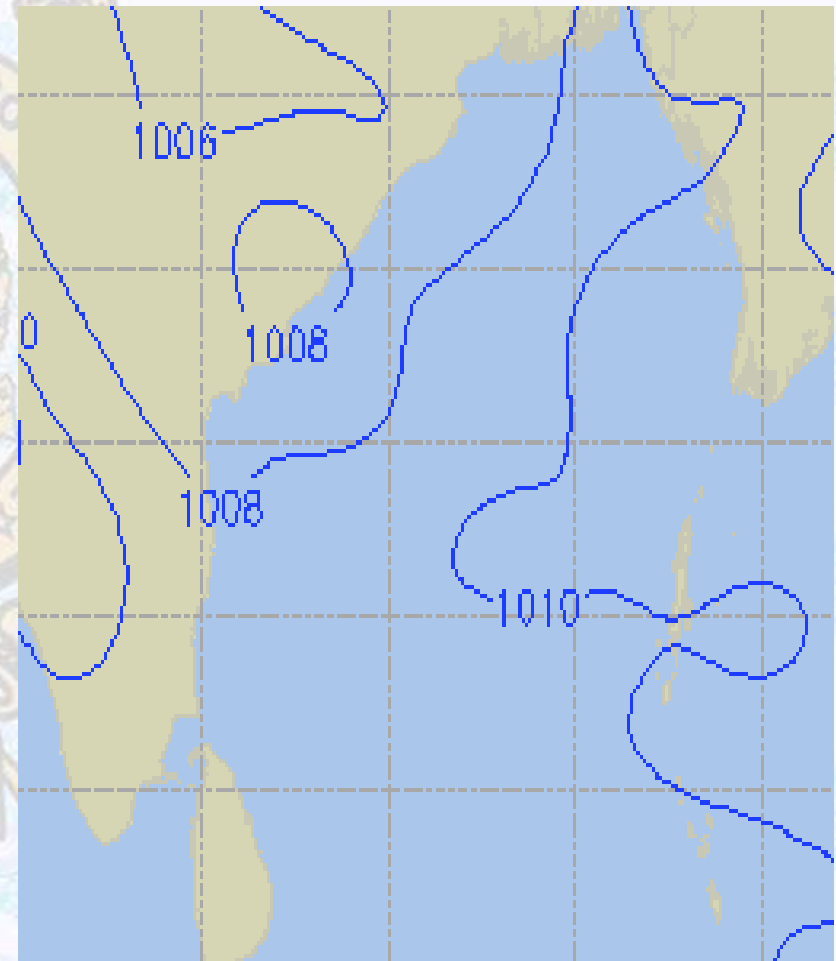


Surface Pressure forecast – 24 & 25 Apr 2020

24 Apr 2020 Friday



25 Apr 2020 Saturday

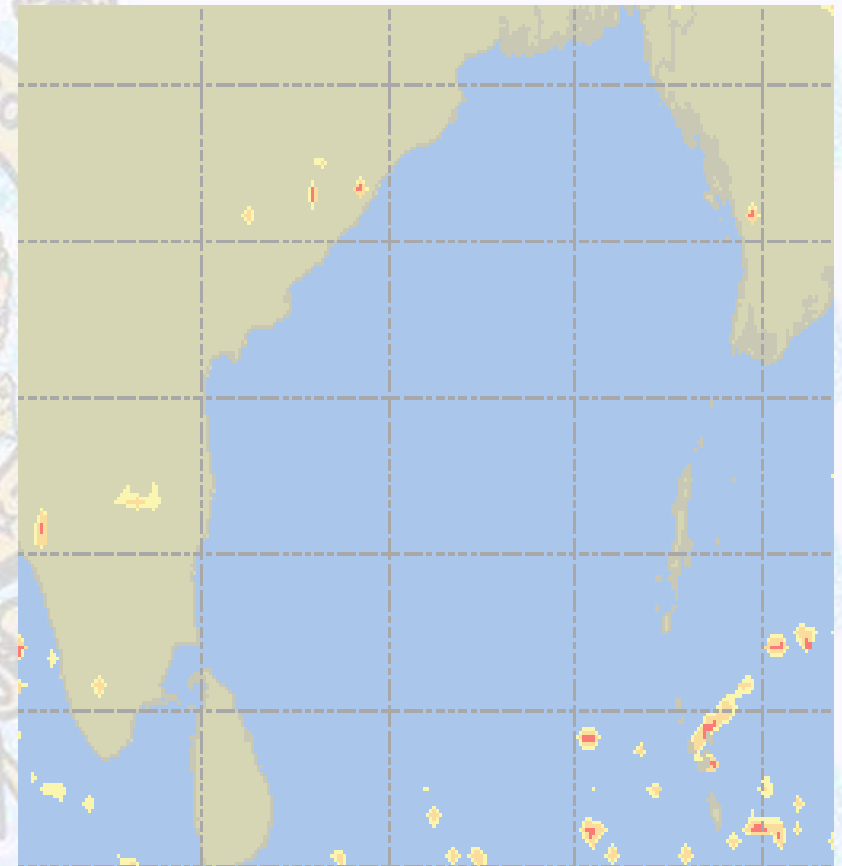
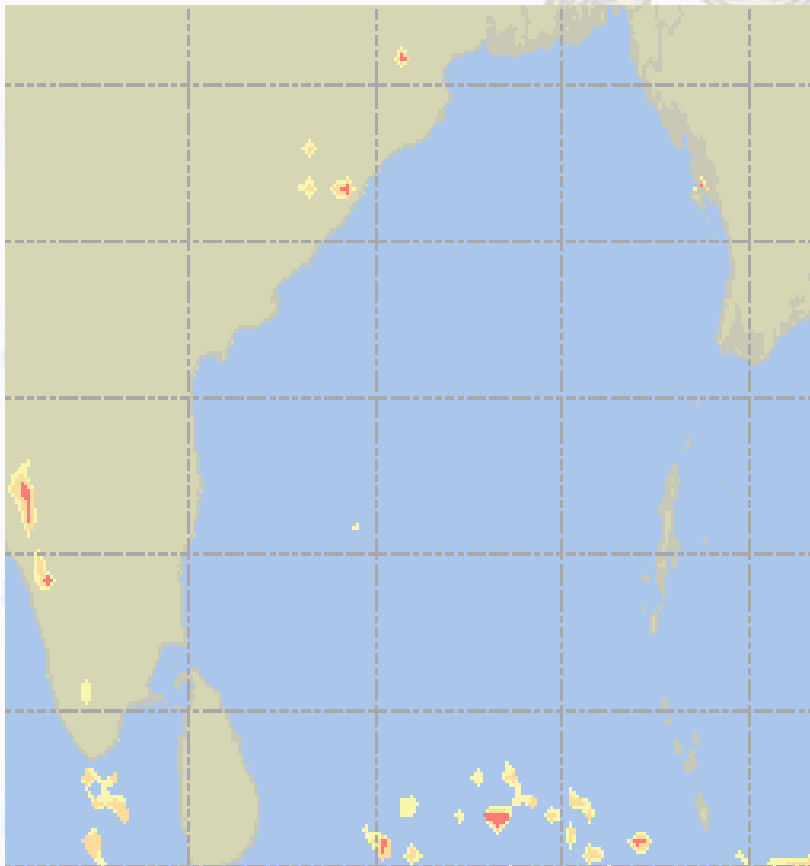




Visibility at Sea Forecast – 24 & 25 Apr - 2020

24 Apr 2020 Friday

25 Apr 2020 Saturday



Visibility Scale:

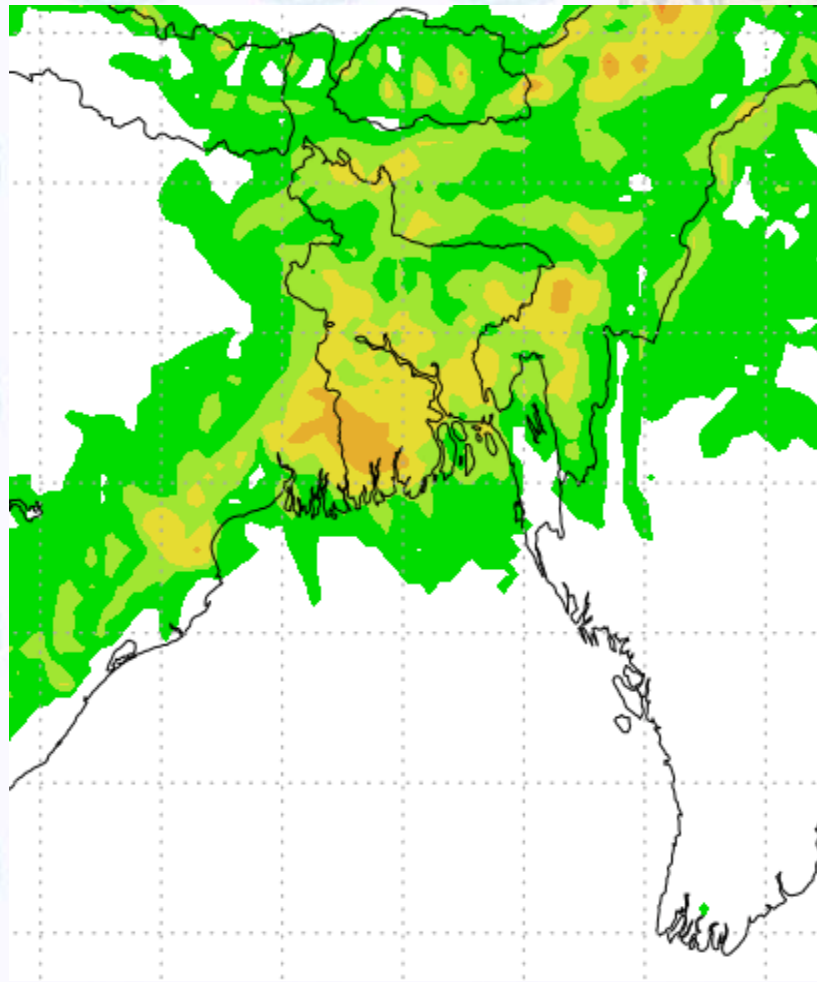


Ref (Slide 12-18): <http://www.weatheronline.co.uk/marine/weather?LEVEL>

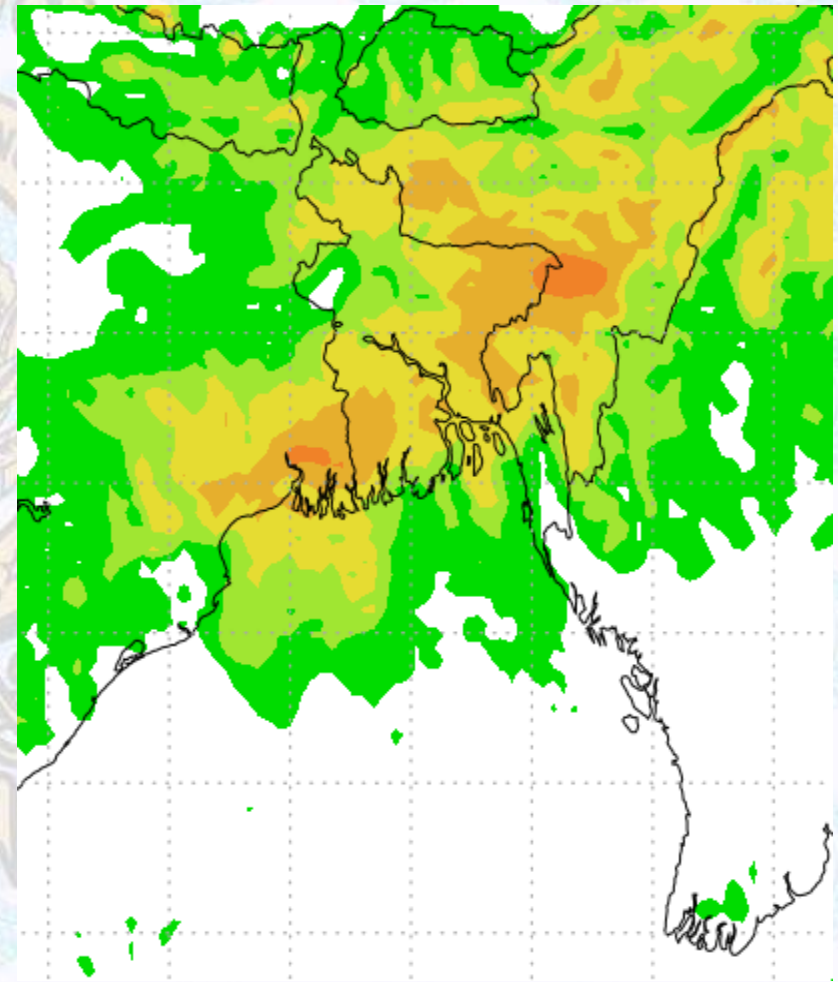


Precipitation

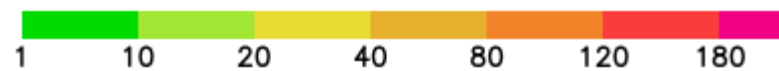
Rain(mm) 24 & 25 Apr 2020



Rain(mm) 25 & 26 Apr 2020



Precipitation Scale (mm):





Tidal Information

KHAL NO. 10

COX'S BAZAR

HIRAN POINT

	Time	Height		Time	Height		Time	Height
24 Apr 2020	0127	4.47		0546	0.37		0518	0.48
	0755	0.47		1131	3.45		1124	3.00
	1341	4.64		1806	0.48		1743	0.64
	2015	0.60		2341	3.23		2334	2.76
25 Apr 2020	Time	Height		Time	Height		Time	Height
	0153	4.38		0615	0.37		0545	0.49
	0821	0.48		1202	3.41		1151	2.98
	1406	4.59		1835	0.50		1813	0.70
	2043	0.70		-	-		-	-
26 Apr 2020	Time	Height		Time	Height		Time	Height
	0221	4.38		0011	3.14		0002	2.72
	0849	0.48		0643	0.42		0614	0.55
	1433	4.59		1234	3.32		1220	2.94
	2114	0.70		1905	0.55		1844	0.78