



WEATHER FORECAST FOR BN

16 - 19 APR 2020



WEATHER FORECAST – DHAKA

16.04.2020

Hourly	2 PM	4 PM	8 PM	11 PM
Temp. / Dew Point	33 / 24	33 / 24	28 / 24	27 / 23
Wind	8 km/h S	9 km/h S	9 km/h S	8 km/h SE
Humidity	59%	59%	78%	81%
Chance of Precip	2%	24%	17%	13%
Cloud Cover	22%	34%	68%	37%
Conditions	Partly Cloudy	Partly Cloudy	Partly Cloudy	Partly Cloudy
Sunrise Sunset	5: 37 AM 6: 21 PM			

Conditions

Pressure : 1009 hpa

Visibility : 12.87 km

Ref: <https://www.wunderground.com/weather/bd/dhaka>



WEATHER FORECAST – CHATTOGRAM

16.04.2020

Hourly	2 PM	4 PM	8 PM	11 PM
Temp. / Dew Point	32 / 27	31 / 26	28 / 26	27 / 27
Wind	19 km/h SW	15 km/h SSW	12 km/h SW	10 km/h S
Humidity	76%	78%	87%	90%
Chance of Precip.	1%	1%	19%	19%
Cloud Cover	39%	13%	31%	40%
Conditions	Sunny	Sunny	Partly Cloudy	Partly Cloudy
Sunrise Sunset	5: 33 AM 6: 14 PM			

Conditions

Pressure : 1010 hpa

Visibility : 4.83 Km

Ref: <https://www.wunderground.com/weather/bd/chittagong>



WEATHER FORECAST – KHULNA

16.04.2020

Hourly	2 PM	4 PM	8 PM	11 PM
Temp. / Dew Point	34 / 26	31 / 26	28 / 25	28 / 25
Wind	14 km/h SSW	15 km/h SSW	12 km/h S	11 km/h S
Humidity	66%	74%	81%	88%
Chance of Precip.	24%	31%	3%	6%
Cloud Cover	35%	58%	39%	29%
Conditions	Partly Cloudy	Partly Cloudy	Partly Cloudy	Partly Cloudy
Sunrise Sunset	5: 42 AM 6: 24 PM			

Conditions

Pressure : 1008 hpa

Visibility : 14.48 Km

Ref: <https://www.wunderground.com/weather/bd/khulna>



GENERAL WEATHER FORECAST – DHAKA

Description	17 Apr 2020	18 Apr 2020	19 Apr 2020
Temperature (C)	34 °C/ 26 °C	34 °C/ 26 °C	33 °C/ 26 °C
Summary	Partly Cloudy/Sunny	Partly Cloudy/Sunny	Partly Cloudy/Sunny
Sun Rise/Set	5h35m06s/18h20m54s	5h34m06s/18h21m12s	5h33m18s/18h21m54s
Day Length	12h45m48s	12h47m06s	12h48m36s
Moon Rise/ Set	2:21 AM 1:36 PM	3:00 AM 2:28 PM	3:36 AM 3:19 PM
Moon Phase/ illu	Waning Crescent, 25%	Waning Crescent, 17%	Waning Crescent, 10%
NauticalTwilight	0445,1911	0444,1911	0443,1912
Civil Twilight	0512,1844	0511,1844	0510,1844
Humidity	D : 72% N : 82%	D : 72% N : 84%	D : 76% N : 84%
Barometer (mb)	1007	1008	1008
Visibility	Good	Good	Good
Precip Chance	20%	50%	60%
Wind (mph)	15 Km/h SSE	16 Km/h S	15 Km/h S

Ref: <https://weather.com/weather/5day//BGXX0003:1:BG>



GENERAL WEATHER FORECAST– CHATTOGRAM

Description	17 Apr 2020	18 Apr 2020	19 Apr 2020
Temperature (C)	31°C/ 25°C	31°C/ 25°C	31°C/ 25°C
Summary	Partly Cloudy/Sunny	Partly Cloudy/Sunny	Partly Cloudy/Sunny
Sun Rise/Set	5h30m42s/18h13m42s	5h29m42s/18h14m00s	5h29m00s/18h14m36s
Day Length	12h43m00s	12h44m18s	12h45m36s
Moon Rise/ Set	2:13 AM 1:32 PM	2:52 AM 2:24 PM	3:28 AM 3:14 PM
Moon Phase/ illu	Waning Crescent, 25%	Waning Crescent, 17%	Waning Crescent, 10%
NauticalTwilight	0441, 1903	0440, 1904	0439, 1904
Civil Twilight	0508, 1836	0507, 1837	0506, 1837
Humidity	D : 79% N : 92%	D : 79% N : 93%	D : 79% N : 95%
Barometer (mb)	1009	1010	1010
Visibility	Moderate	Moderate	Moderate
Precip Chance	30%	20%	10%
Wind (mph)	19 Km/h SSW	18 Km/h SSW	17 Km/h SSW

Ref: <https://weather.com/weather/5day//BGXX0002:1:BG>



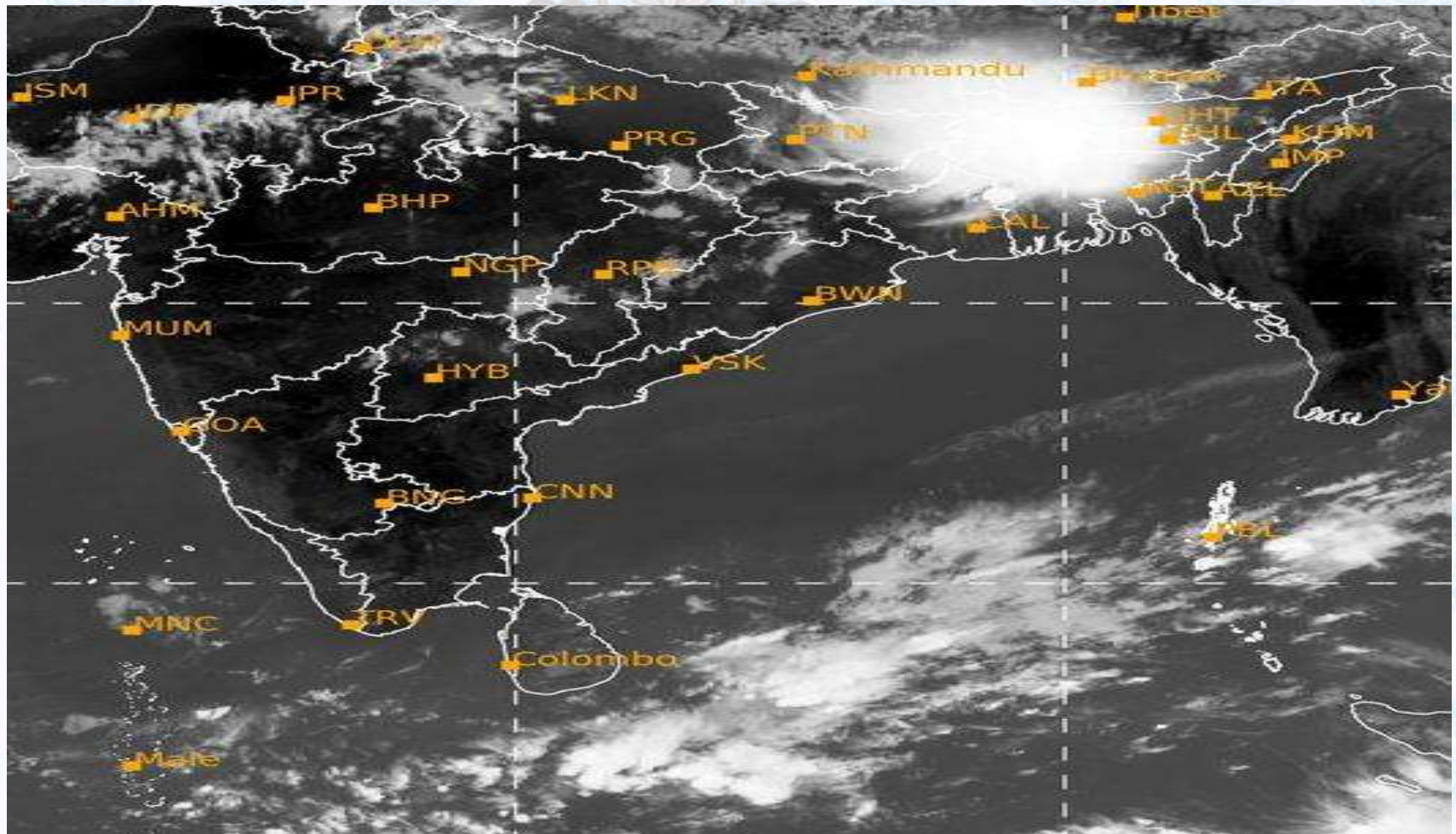
GENERAL WEATHER FORECAST – KHULNA

Description	17 Apr 2020	18 Apr 2020	19 Apr 2020
Temperature(C)	37°C/ 26°C	35°C/ 26°C	35°C/ 27°C
Summary	Partly cloudy /Sunny	Partly cloudy /Sunny	Partly cloudy /Sunny
Sun Rise/Set	5h39m24s/18h23m24s	5h38m24s/18h23m36s	5h37m42s/18h24m12s
Day Length	12h44m00s	12h45m12s	12h46m30s
Moon Rise/Set	2:24 AM 1:42 PM	3:03 AM 2:34 PM	3:39 AM 3:24 PM
Moon Phase/illu	Waning Crescent, 25%	Waning Crescent, 17%	Waning Crescent, 10%
Nautical Twilight	0449, 1913	0448, 1913	0447, 1914
Civil Twilight	0516, 1846	0515, 1846	0515, 1847
Humidity	D : 65% N : 79%	D : 72% N : 82%	D : 72% N : 81%
Barometer (mb)	1007	1008	1008
Visibility	Good	Good	Good
Precip Chance	20%	50%	50%
Wind (mph)	18 km/h S	19 km/h S	18 km/h SSW

Ref: <https://weather.com/weather/5day//BGXX0005:1:BG>



SATELLITE VIEW OF BAY OF BENGAL

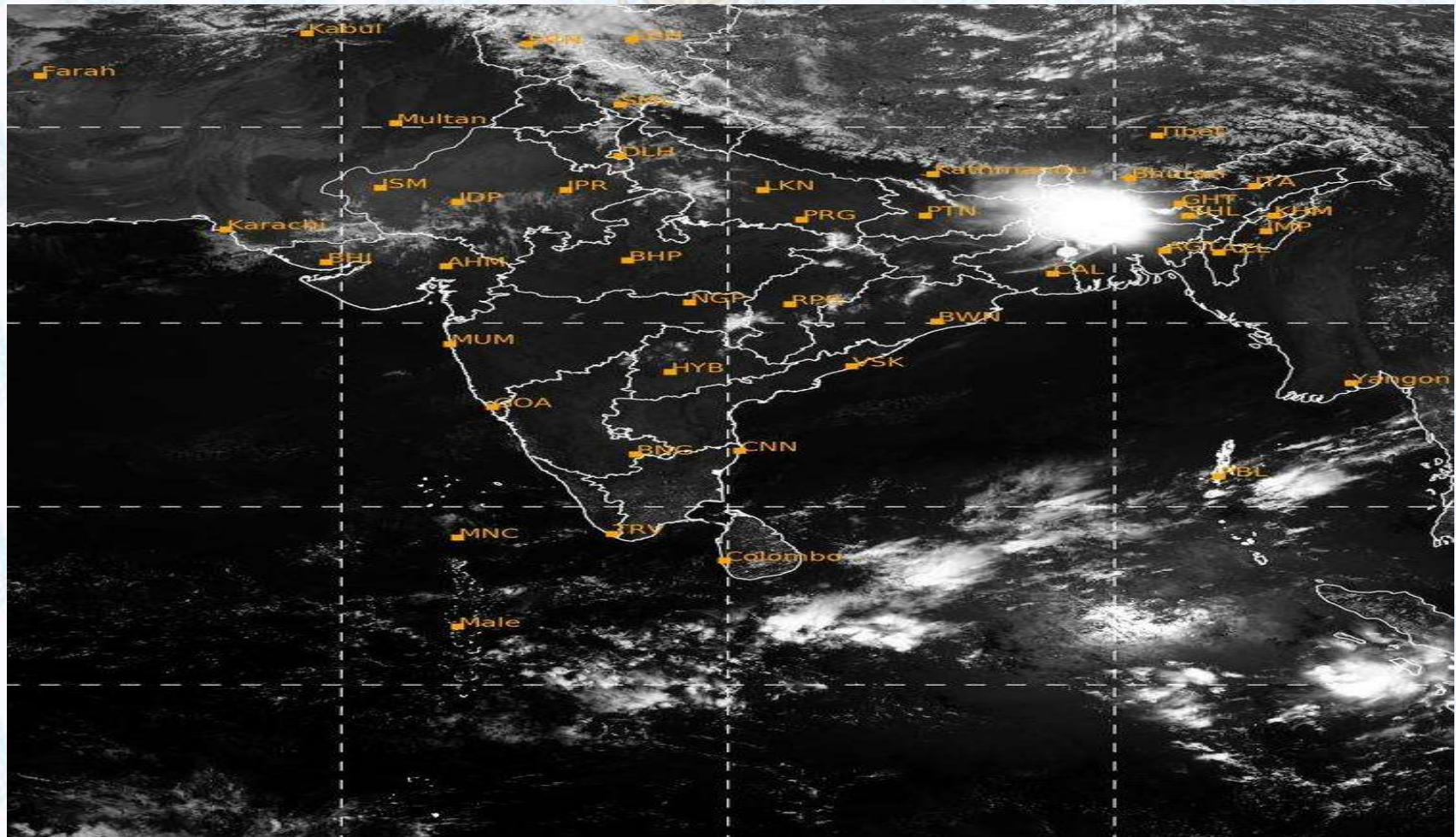


16/04/2020, 12:00 UTC MATSAT-IR

Ref: <http://satellite.imd.gov.in/insat.htm>



SATELLITE VIEW OF BAY OF BENGAL



16/04/2020, 12:00 MATSAT-VIS

Ref: <http://satellite.imd.gov.in/insat.htm>



Fleet Forecast Sea Area C-90 (Valid for 12 Hrs Commencing 1000 UTC of 16.04.2020)

Part One	NO STORM WARNING.	
Part Two	SEASONAL LOW LIES OVER SOUTH BAY.	
Part Three	Weather	TEMPORARY PARTLY CLOUDY OVER AREA C-90.
	Wind	WEST/ SOUTH-WESTERLY, 08-15 KTS.
	Visibility	03-05 KMS, REDUCING TO 1500 M OR LESS IN MIST/HAZE.
	Outlook	FOR SUBSEQUENT 12 HOURS: LITTLE CHANGE.
	MSL Pressure	AT =16,0000 UTC. CHATTOGRAM =1011 HPA



Inland River Port Warning (VALID TILL 06 PM OF 16.04.2020)

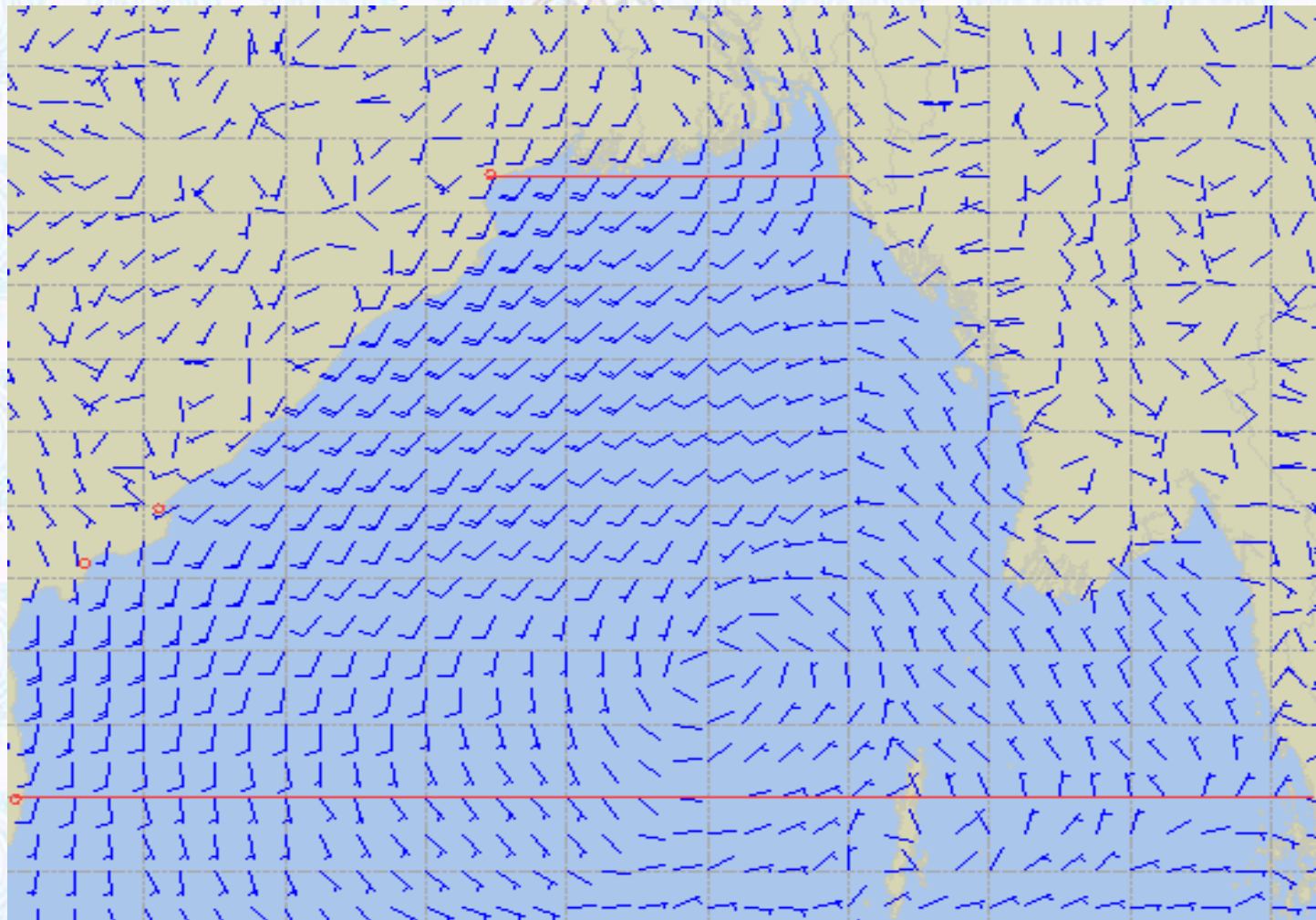
THERE IS NO INLAND RIVERPORT WARNING AND NO SIGNAL IS TO BE HOISTED.



Ref: <http://www.bmd.gov.bd/?/home>



Surface Wind Forecast- 17 Apr - 2020



Legend:



**Calm
Winds**



5 Knots



10 Knots



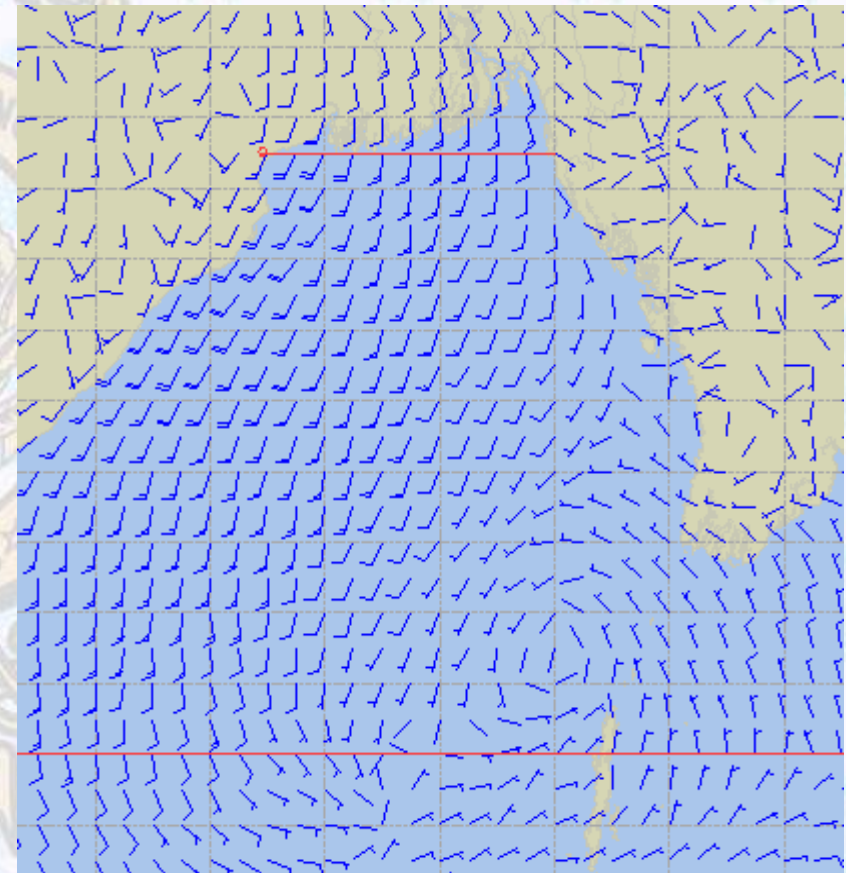
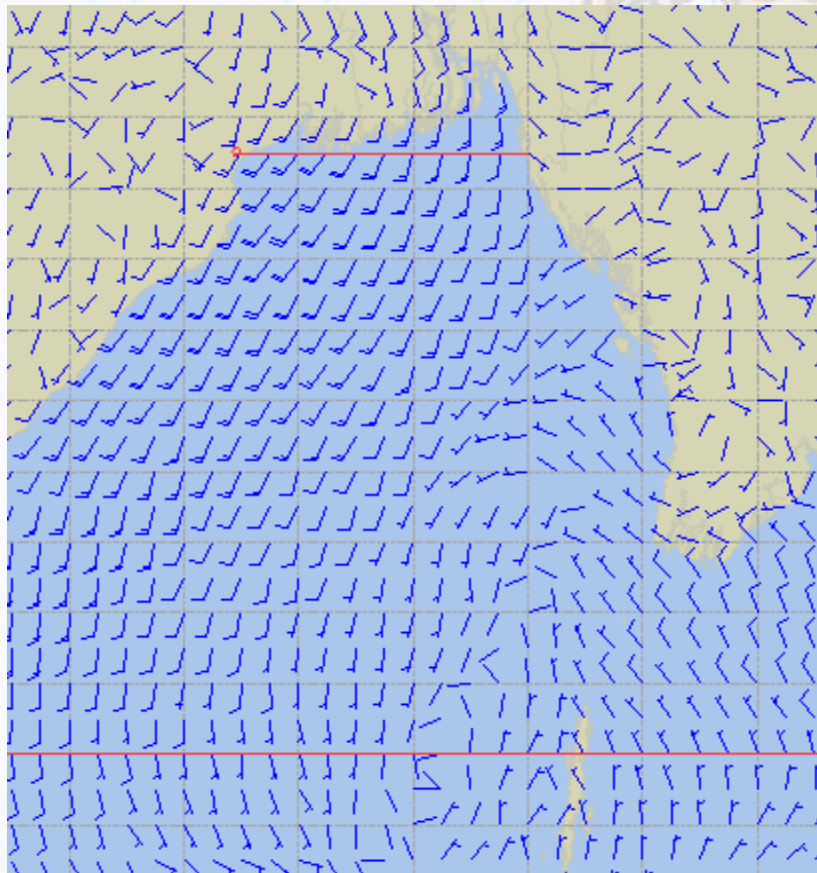
60 Knots



Surface Wind Forecast –18 Apr & 19 Apr- 2020

18 Apr 2020 Saturday

19 Apr 2020 Sunday



Legend:



Calm
Winds



5 Knots



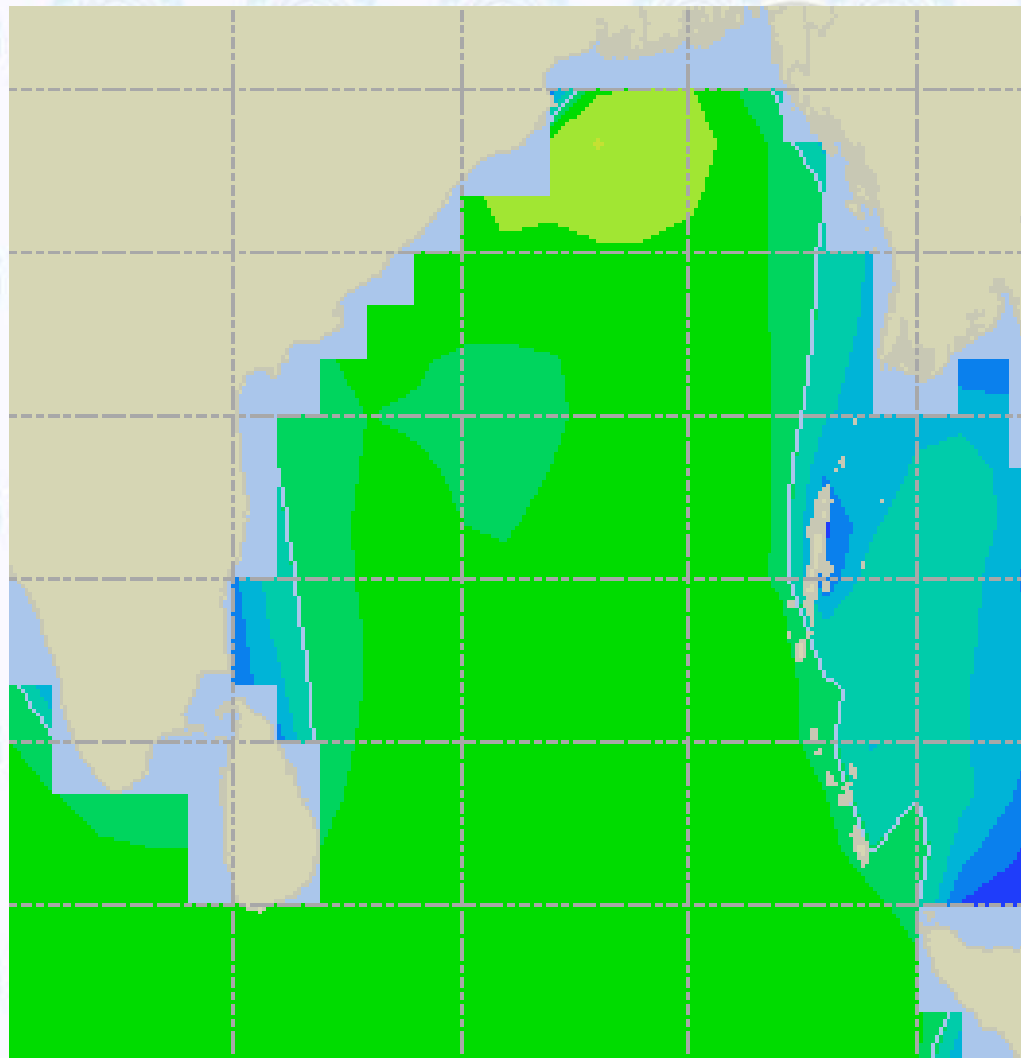
10 Knots



60 Knots



Sea State Forecast - 17 Apr - 2020



Sea State	Ht (m)
0	0-0.1
1	0-0.1
2	0.1-0.5
3	0.5-1.25
4	1.25-2.5
5	2.5-4.0
6	4-6
7	6-9
8	9-14
9	Over 14

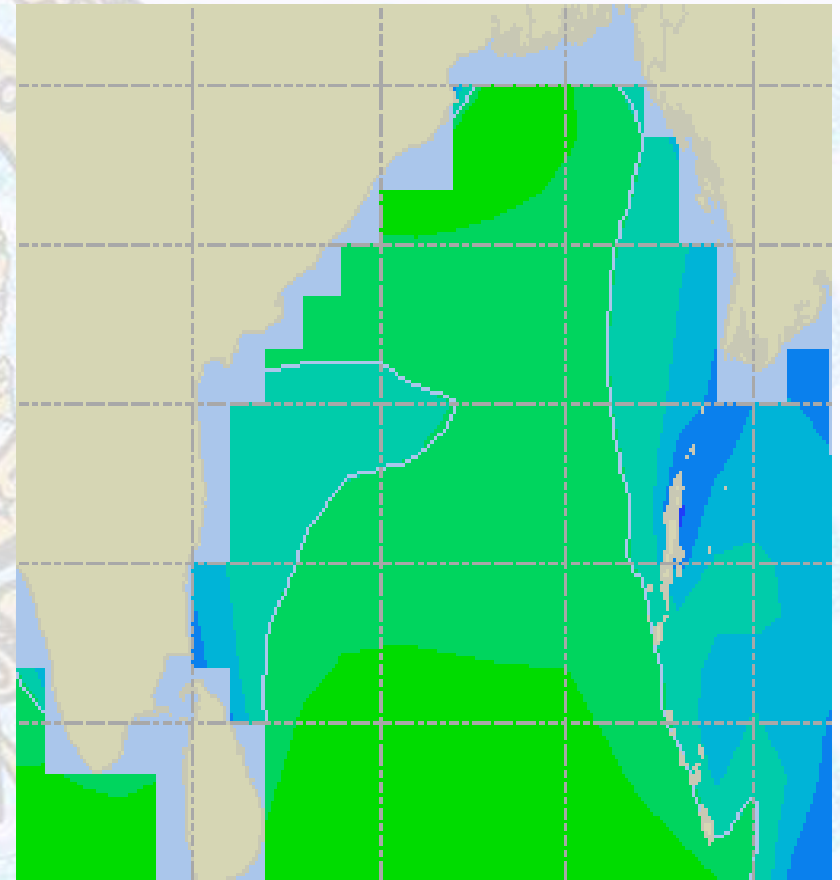
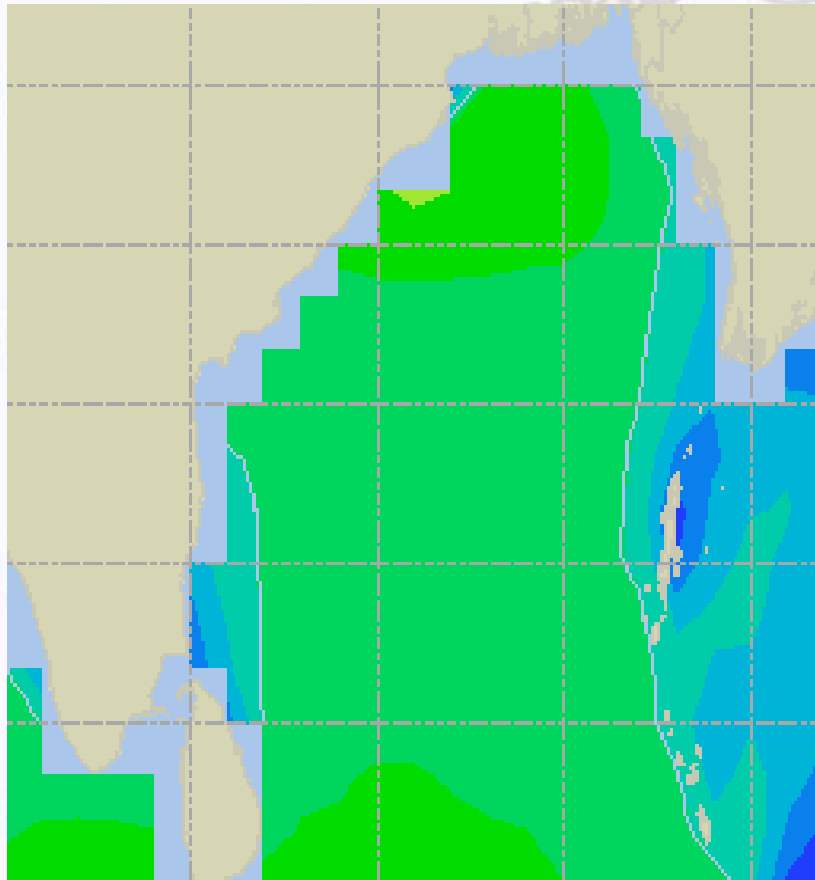




Sea State Forecast - 18 Apr & 19 Apr- 2020

18 Apr 2020 Saturday

19 Apr 2020 Sunday

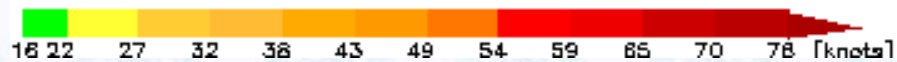
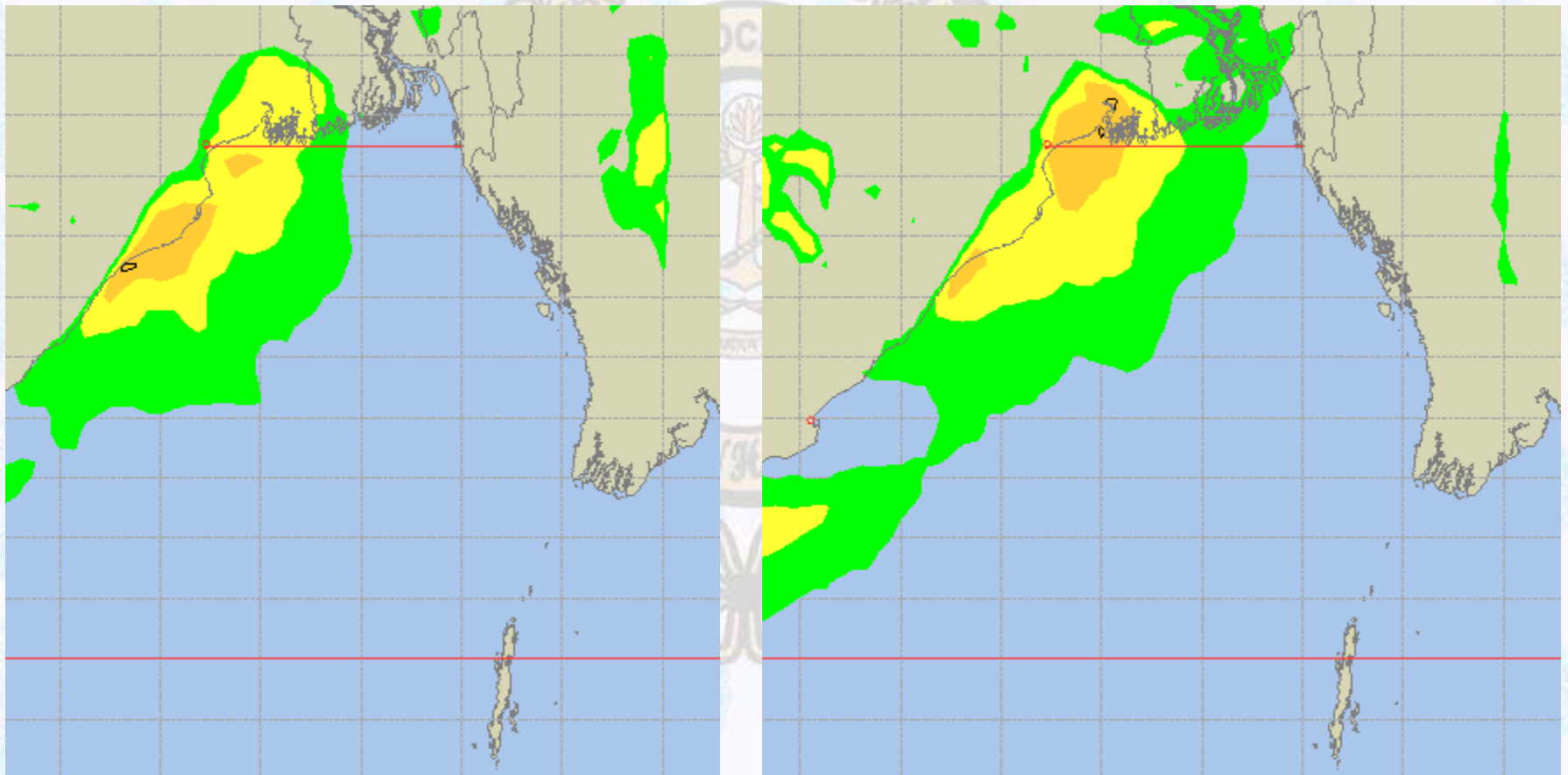




Peak Gusting Possibilities – 17 & 18 Apr 2020

17 Apr 2020 Friday

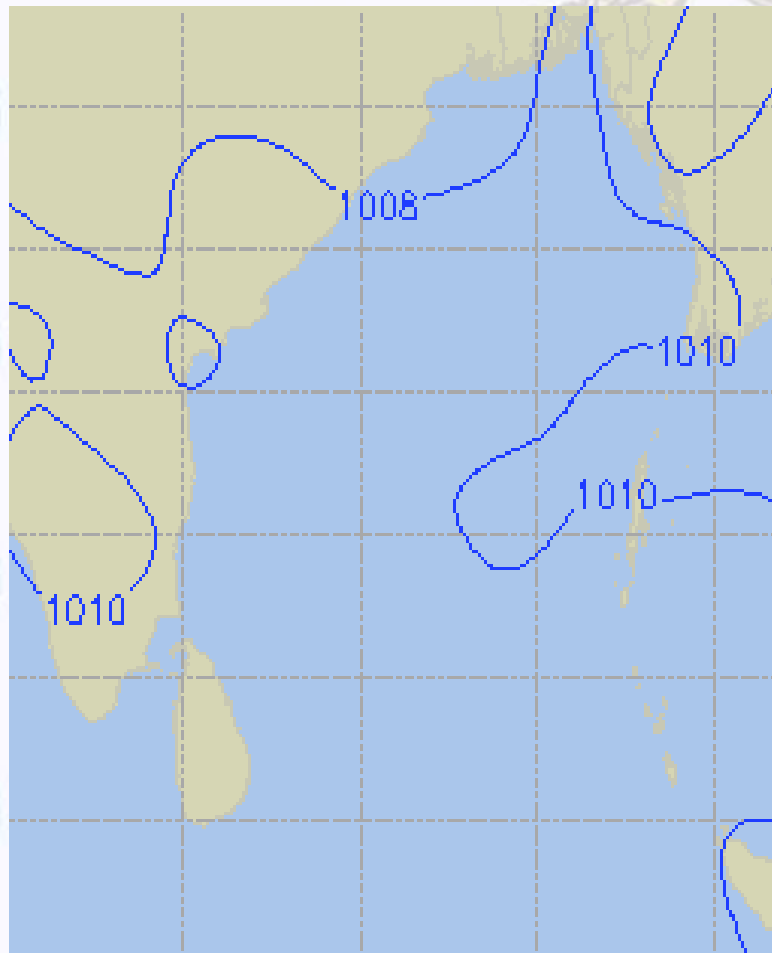
18 Apr 2020 Saturday



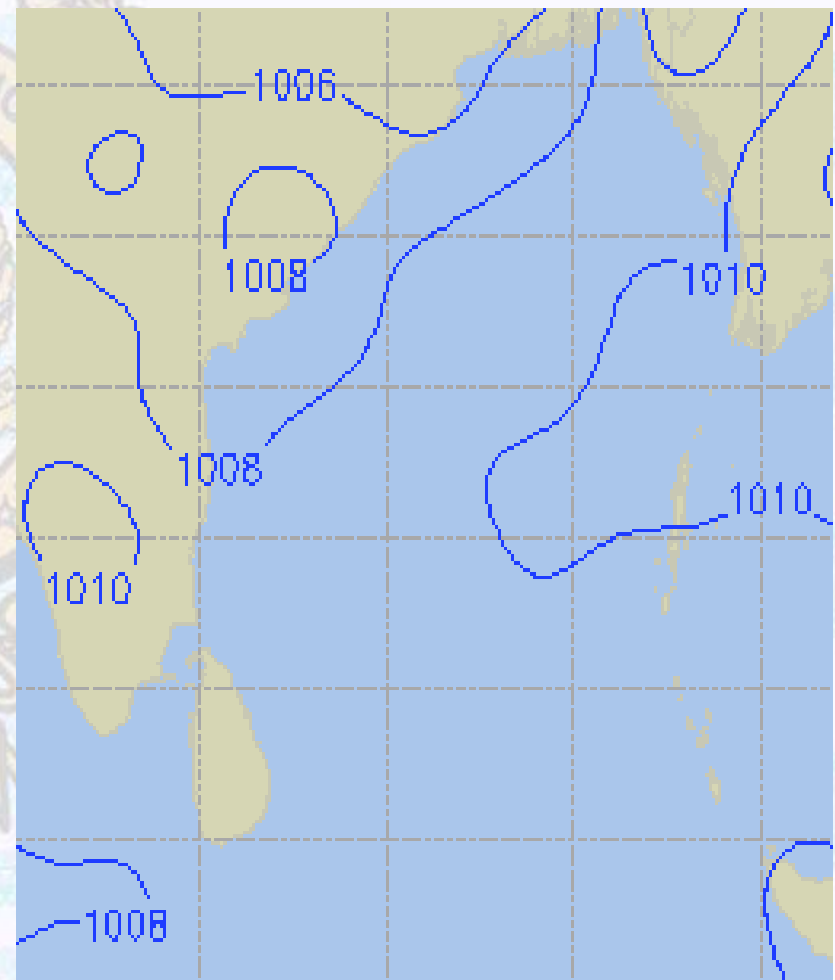


Surface Pressure forecast – 17 & 18 Apr 2020

17 Apr 2020 Friday



18 Apr 2020 Saturday

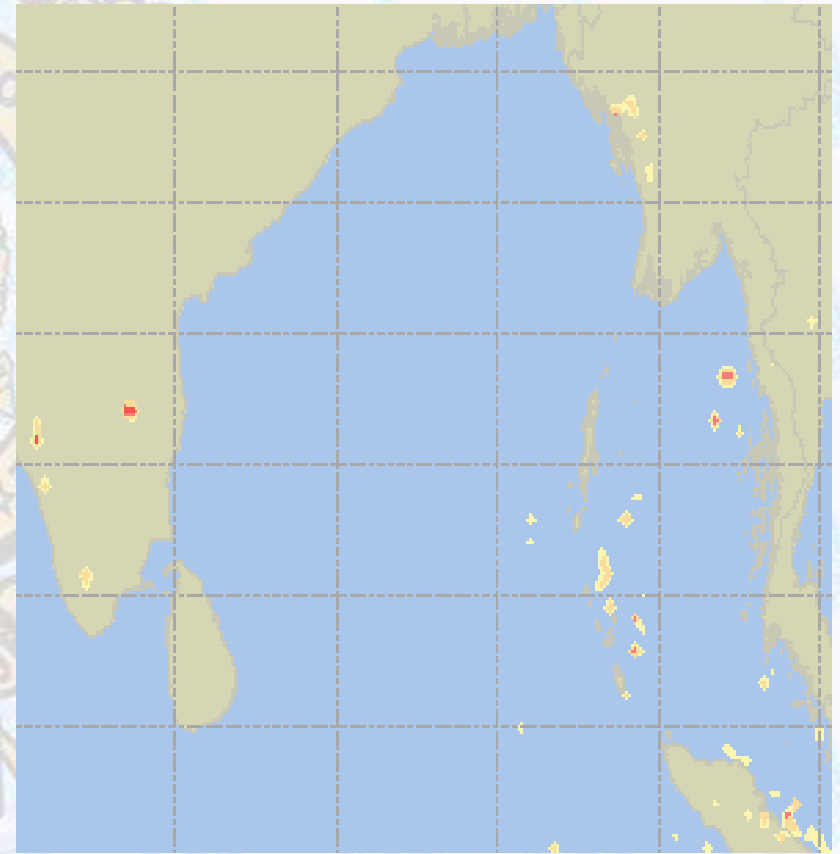
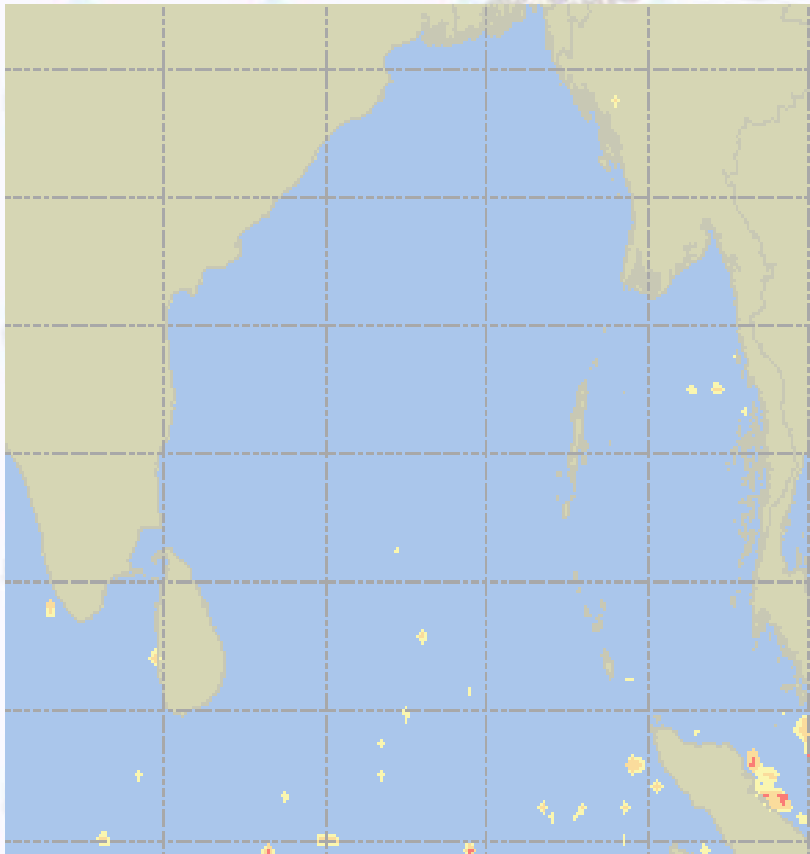




Visibility at Sea Forecast – 17 & 18 Apr - 2020

17 Apr 2020 Friday

18 Apr 2020 Saturday



Visibility Scale:



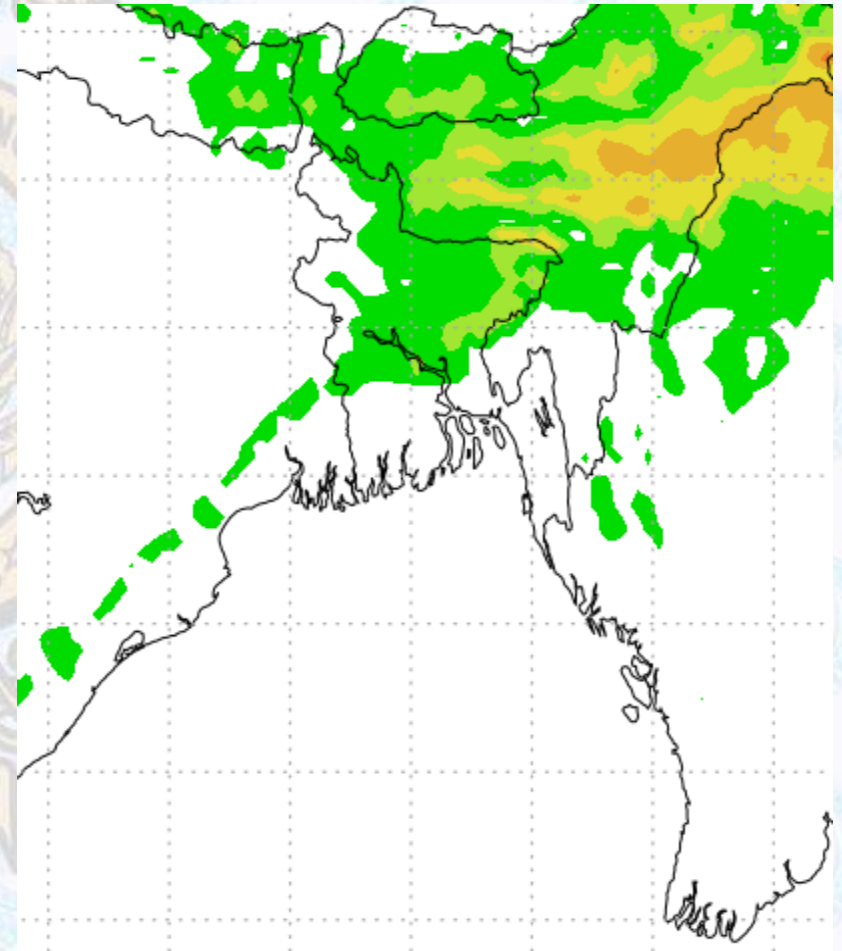
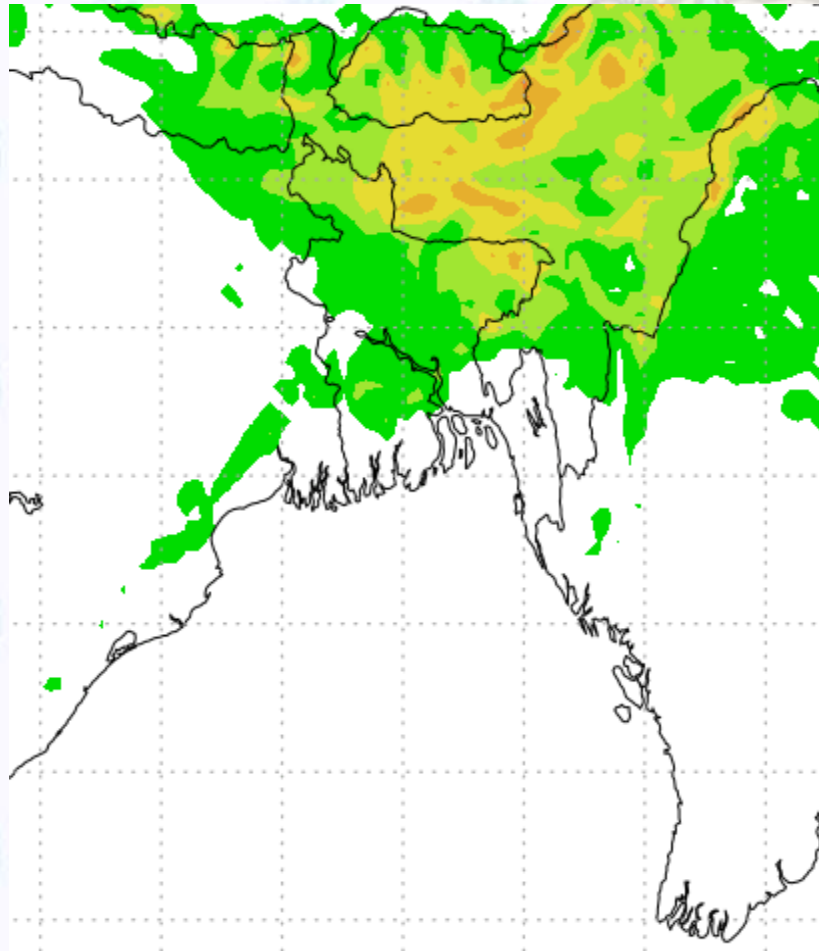
Ref (Slide 12-18): <http://www.weatheronline.co.uk/marine/weather?LEVEL>



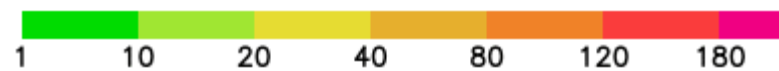
Precipitation

Rain(mm) 17 & 18 Apr 2020

Rain(mm) 18 & 19 Apr 2020



Precipitation Scale (mm):





Tidal Information

KHAL NO. 10

COX'S BAZAR

HIRAN POINT

	Time	Height		Time	Height		Time	Height
		0338		1.12			0045	1.12
17 Apr 2020	0956	3.52		0649	2.18		0722	2.15
	1602	1.38		1308	1.15		1315	1.26
	2206	3.80		1913	2.44		1936	2.43
	Time	Height		Time	Height		Time	Height
		0439		0.95			0200	1.02
18 Apr 2020	1052	3.81		0801	2.40		0820	2.36
	1701	1.15		1422	1.03		1417	1.11
	2259	3.98		2015	2.62		2027	2.55
	Time	Height		Time	Height		Time	Height
		0526		0.80			0253	0.87
19 Apr 2020	1133	4.08		0848	2.67		0901	2.56
	1746	0.94		1515	0.88		1504	0.96
	2339	4.15		2100	2.82		2107	2.65