



WEATHER FORECAST FOR BN

10-13 APR 2020





WEATHER FORECAST – DHAKA

10.04.2020

Hourly	2 PM	4 PM	8 PM	11 PM
Temp. / Dew Point	36 / 20	35 / 21	30 / 20	28 / 20
Wind	6 km/h W	7 km/h W	9 km/h ESE	10 km/h SSW
Humidity	30%	28%	49%	64%
Chance of Precip	1%	1%	1%	2%
Cloud Cover	8%	4%	1%	1%
Conditions	Partly Cloudy	Partly Cloudy	Clear	Clear
Sunrise Sunset	5: 43 AM 6: 18 PM			

Conditions

Pressure : 1007 hpa

Visibility : 12.87 km

Ref: <https://www.wunderground.com/weather/bd/dhaka>



WEATHER FORECAST – CHATTOGRAM

10.04.2020

Hourly	2 PM	4 PM	8 PM	11 PM
Temp. / Dew Point	32 / 25	31 / 25	28 / 26	27 / 26
Wind	6 km/h WSW	10 km/h WSW	12 km/h WSW	13 km/h W
Humidity	65%	69%	86%	97%
Chance of Precip.	1%	1%	4%	6%
Cloud Cover	20%	1%	1%	1%
Conditions	Partly Cloudy	Partly Cloudy	Clear	Clear
Sunrise Sunset	5: 38 AM 6: 11 PM			

Conditions

Pressure : 1011 hpa

Visibility : 4.83 Km

Ref: <https://www.wunderground.com/weather/bd/chittagong>



WEATHER FORECAST – KHULNA

10.04.2020

Hourly	2 PM	4 PM	8 PM	11 PM
Temp. / Dew Point	36 / 19	36 / 20	30 / 23	28 / 24
Wind	5 km/h W	9 km/h W	11 km/h SSW	9 km/h SW
Humidity	37%	40%	67%	79%
Chance of Precip.	4%	10%	3%	6%
Cloud Cover	10%	16%	4%	1%
Conditions	Partly Cloudy	Partly Cloudy	Clear	Clear
Sunrise Sunset	5: 47 AM 6: 21 PM			

Conditions

Pressure : 1008 hpa

Visibility : 14.48 Km

Ref: <https://www.wunderground.com/weather/bd/khulna>



GENERAL WEATHER FORECAST – DHAKA

Description	11 Apr 2020	12 Apr 2020	13 Apr 2020
Temperature (C)	37 °C/ 24 °C	36 °C/ 24 °C	37 °C/ 25 °C
Summary	Mostly Sunny	Mostly Sunny	Mostly Sunny
Sun Rise/Set	5h43m00s/18h23m00s	5h42m00s/18h19m00s	5h41m00s/18h20m00s
Day Length	12h33m06s	12h33m06s	12h34m06s
Moon Rise/ Set	09:56AM 08:12PM	10:59AM 09:03PM	11:58AM 09:56PM
Moon Phase/ illu	Waxing Gibbous, 85%	Waxing Gibbous, 76%	Waxing Gibbous, 65%
Nautical Twilight	0501,1934	0502,1934	0503,1934
Civil Twilight	0531,1835	0531,1836	0531,1835
Humidity	D : 57% N : 71%	D : 58% N : 77%	D : 57% N : 74%
Barometer (mb)	1010	1009	1011
Visibility	Good	Good	Good
Precip Chance	10%	20%	10%
Wind (mph)	09 Km/h SSW	12 Km/h S	09 Km/h S

Ref: <https://weather.com/weather/5day//BGXX0003:1:BG>



GENERAL WEATHER FORECAST– CHATTOGRAM

Description	11 Apr 2020	12 Apr 2020	13 Apr 2020
Temperature (C)	35°C/ 24°C	36°C/ 25°C	35°C/ 25°C
Summary	Partly coludy /Sunny	Partly coludy /Sunny	Partly coludy /Sunny
Sun Rise/Set	5h39m00s/18h11m02s	5h39m00s/18h11m02s	5h38m00s/18h12m02s
Day Length	12h29m48s	12h30m48s	12h31m48s
Moon Rise/ Set	09:46AM 08:08PM	10:50AM 08:59PM	11:49AM 09:53PM
Moon Phase/ illu	Waxing Gibbous, 85%	Waxing Gibbous, 76%	Waxing Gibbous, 65%
NauticalTwilight	0456, 1851	0456, 1850	0456, 1851
Civil Twilight	0510, 1832	0509, 1832	0510, 1832
Humidity	D : 31% N : 72%	D : 30% N : 81%	D : 35% N : 71%
Barometer (mb)	1011	1010	1009
Visibility	Good	Good	Good
Precip Chance	0%	0%	0%
Wind (mph)	08 Km/h SSW	08 Km/h SSW	08 Km/h SSW

Ref: <https://weather.com/weather/5day//BGXX0002:1:BG>




GENERAL WEATHER FORECAST – KHULNA

Description	11 Apr 2020	12 Apr 2020	13 Apr 2020
Temperature(C)	35°C/ 26°C	36°C/ 24°C	33°C/ 24°C
Summary	Partly coludy/Sunny	Partly coludy/Sunny	Partly coludy/Sunny
Sun Rise/Set	5h47m30s/18h22m00s	5h46m30s/18h22m00s	5h45m30s/18h22m00s
Day Length	12h32m02s	12h33m02s	12h33m02s
Moon Rise/Set	09:59AM 08:18PM	11:01AM 09:10PM	11:59AM 10:03PM
Moon Phase/illu	Waxing Gibbous, 85%	Waxing Gibbous, 76%	Waxing Gibbous, 65%
Nautical Twilight	0511, 1901	0510, 1901	0511, 1901
Civil Twilight	0531, 1839	0531, 1838	0531, 1839
Humidity	D : 35% N : 81%	D : 34% N : 89%	D : 31% N : 81%
Barometer (mb)	1009	1010	1011
Visibility	Good	Good	Good
Precip Chance	0%	0%	0%
Wind (mph)	17 km/h NW	12 km/h NW	12 km/h NW

Ref: <https://weather.com/weather/5day//BGXX0005:1:BG>



SATELLITE VIEW OF BAY OF BENGAL




10/04/2020, 14:00 UTC MATSAT-IR

Ref: <http://satellite.imd.gov.in/insat.htm>



SATELLITE VIEW OF BAY OF BENGAL



10/04/2020, 14:00 MATSAT-VIS

Ref: <http://satellite.imd.gov.in/insat.htm>



Fleet Forecast Sea Area C-90 (Valid for 12 Hrs Commencing 1000 UTC of 10.04.2020)

Part One	NO STORM WARNING.	
Part Two	SEASONAL LOW LIES OVER SOUTH BAY.	
Part Three	Weather	RAIN/THUNDER SHOWERS OVER AREA C-90.
	Wind	WEST/ SOUTH-WESTERLY, 08-15 KTS.
	Visibility	03-05 KMS, REDUCING TO 1500 M OR LESS IN MIST/HAZE.
	Outlook	FOR SUBSEQUENT 12 HOURS: LITTLE CHANGE.
	MSL Pressure	AT =10,0000 UTC. CHATTOGRAM =1010 HPA



Inland River Port Warning (VALID TILL 06 PM OF 10.04.2020)

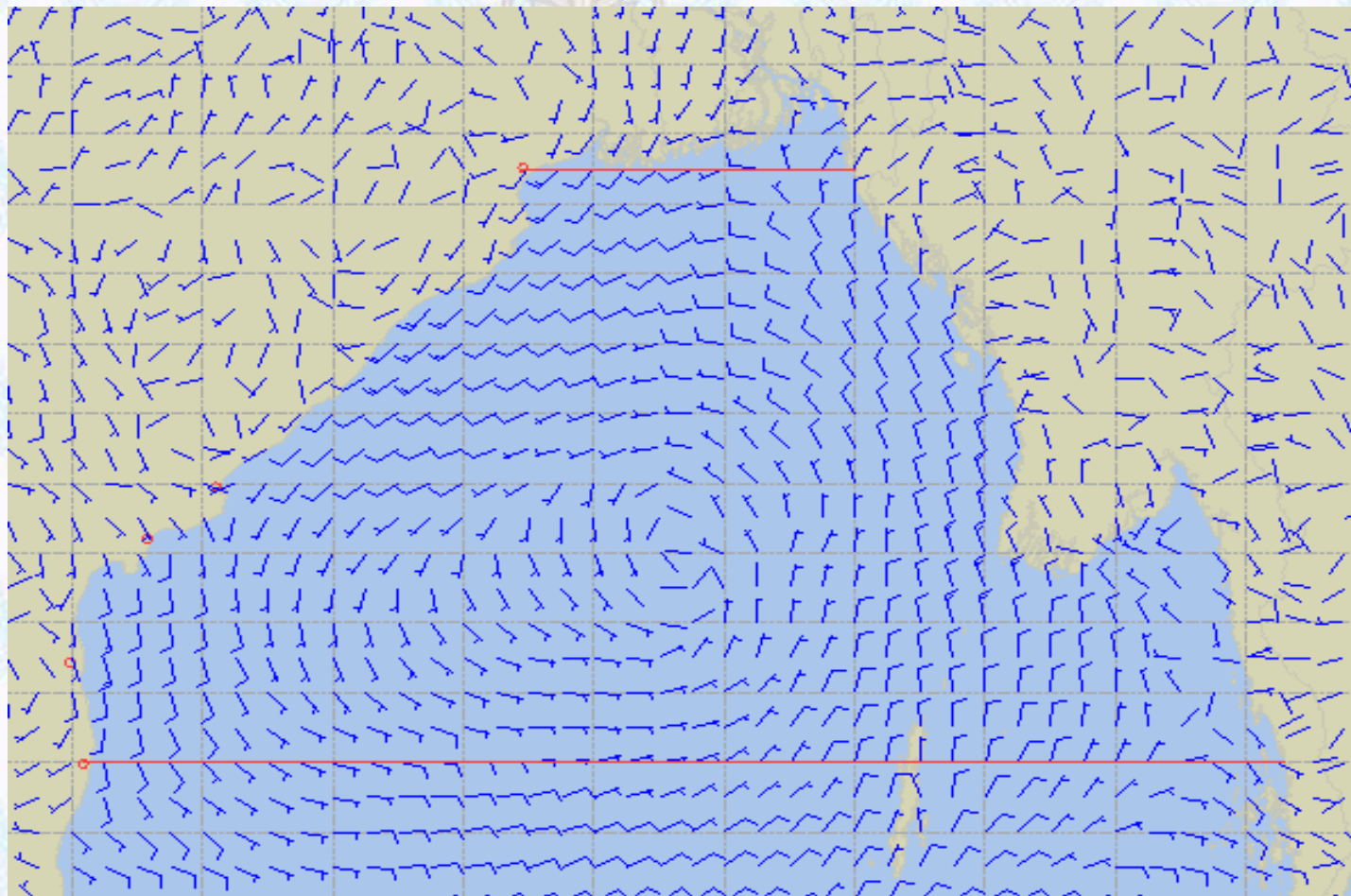
THERE IS NO INLAND RIVERPORT WARNING AND NO SIGNAL IS TO BE HOISTED.



Ref: <http://www.bmd.gov.bd/?/home>



Surface Wind Forecast- 11 Apr - 2020



Legend:



Calm
Winds



5 Knots



10 Knots



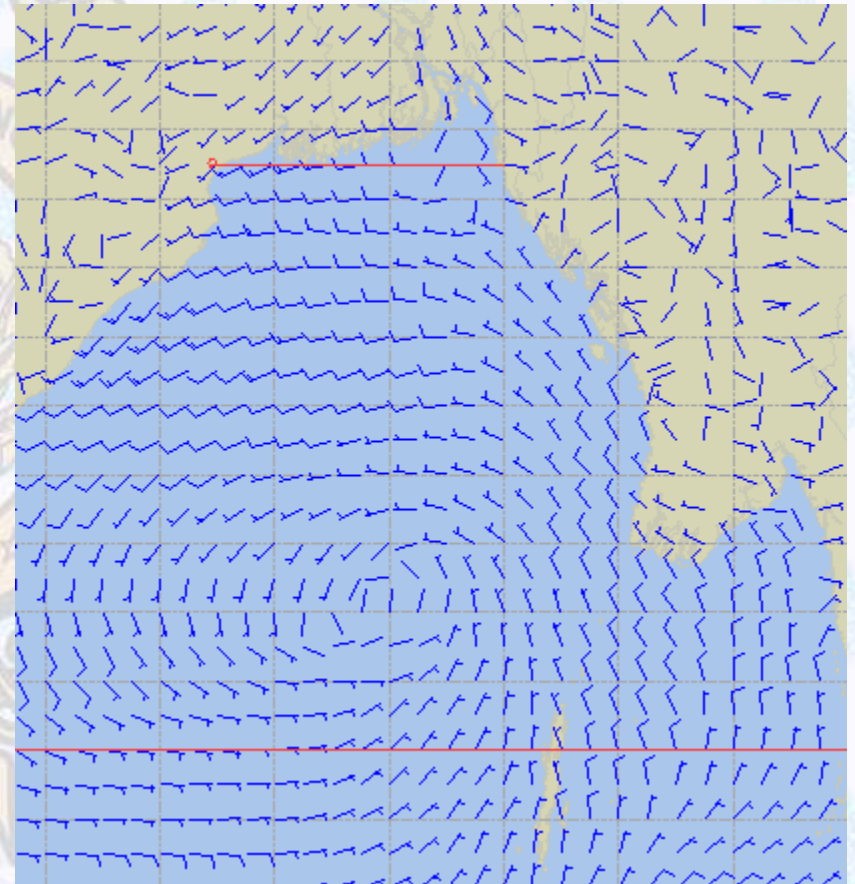
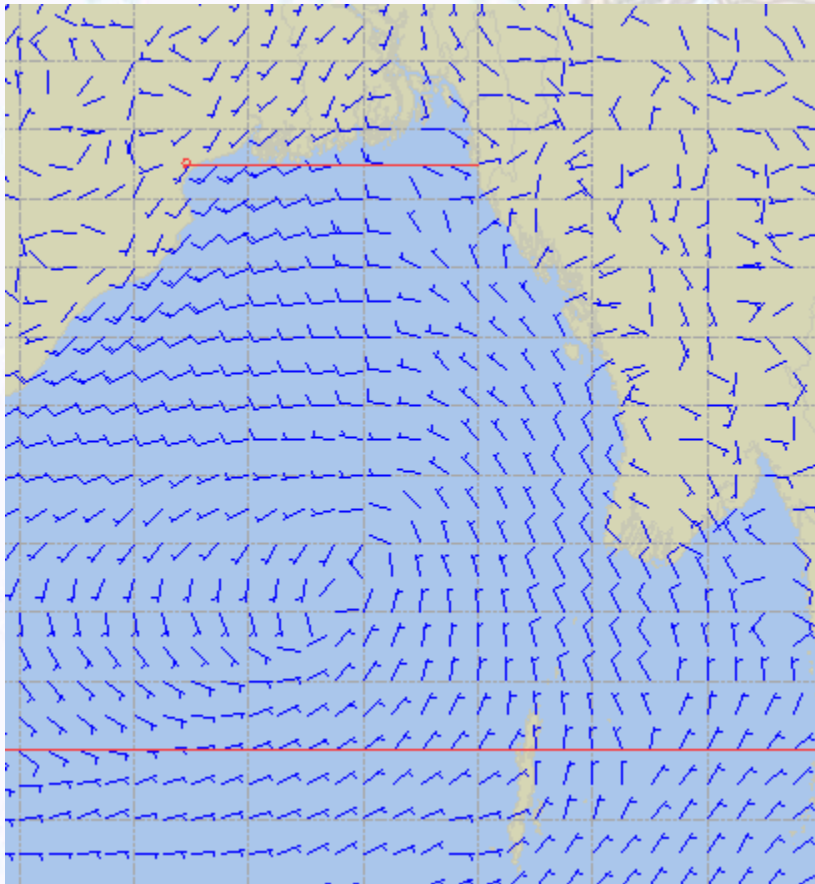
60 Knots



Surface Wind Forecast –12 Apr & 13 Apr- 2020

12 Apr 2020 Sunday

13 Apr 2020 Monday



Legend:



Calm
Winds



5 Knots



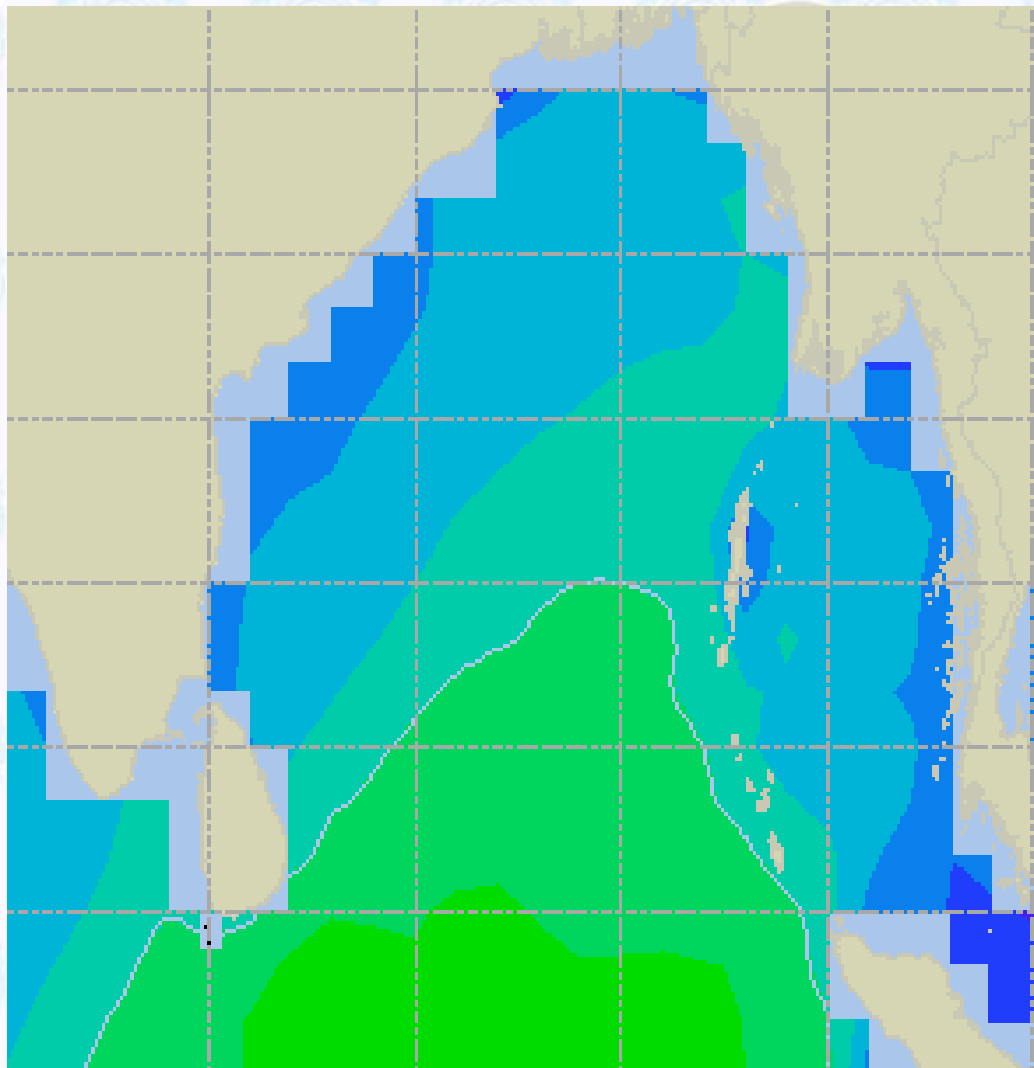
10 Knots



60 Knots



Sea State Forecast - 11 Apr - 2020



Sea State	Ht (m)
0	0-0.1
1	0-0.1
2	0.1-0.5
3	0.5-1.25
4	1.25-2.5
5	2.5-4.0
6	4-6
7	6-9
8	9-14
9	Over 14

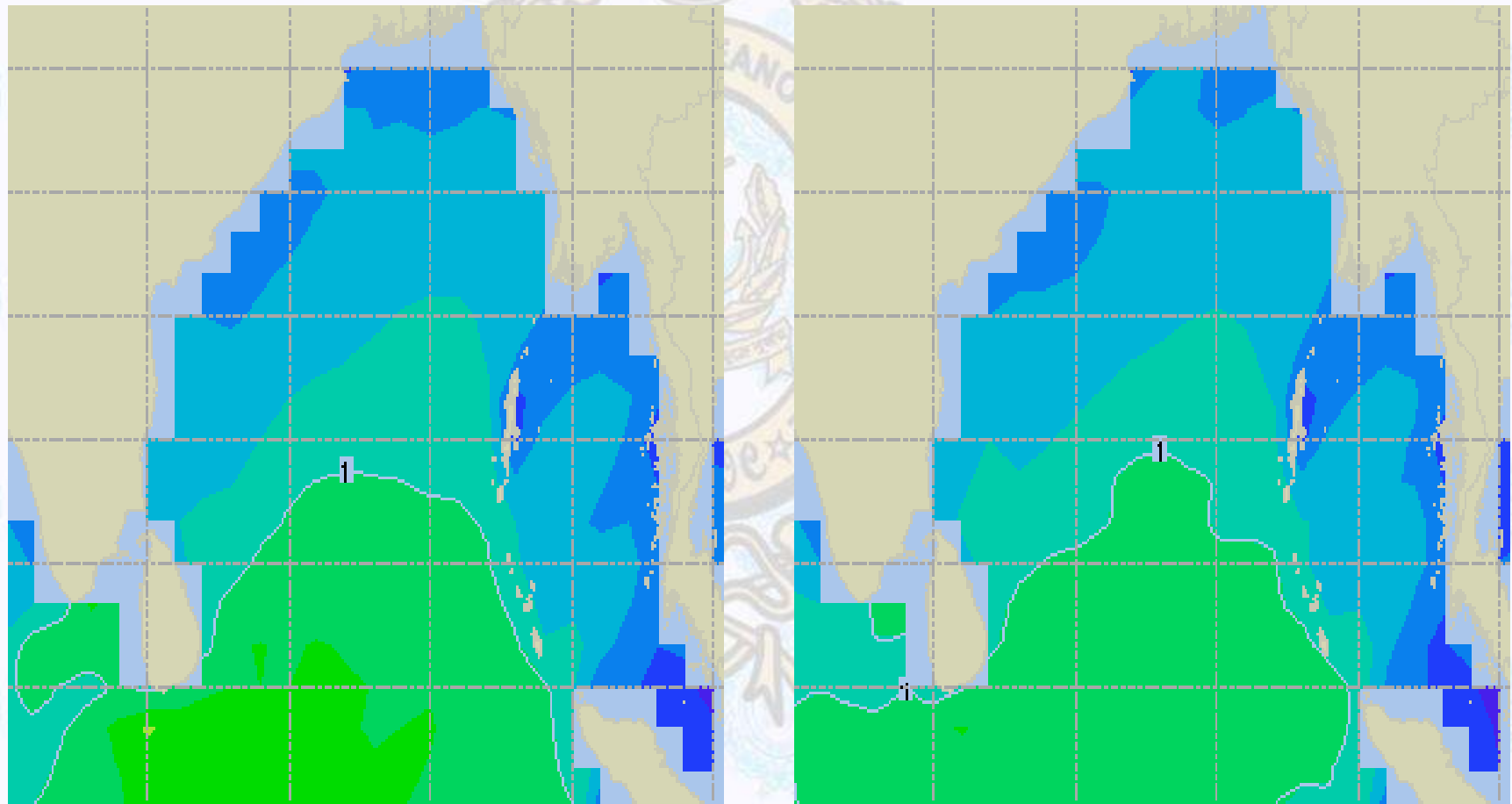




Sea State Forecast - 12 Apr & 13 Apr- 2020

12 Apr 2020 Sunday

13 Apr 2020 Monday

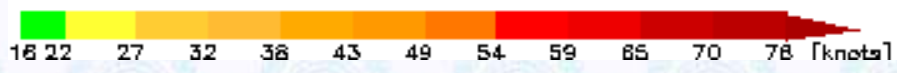
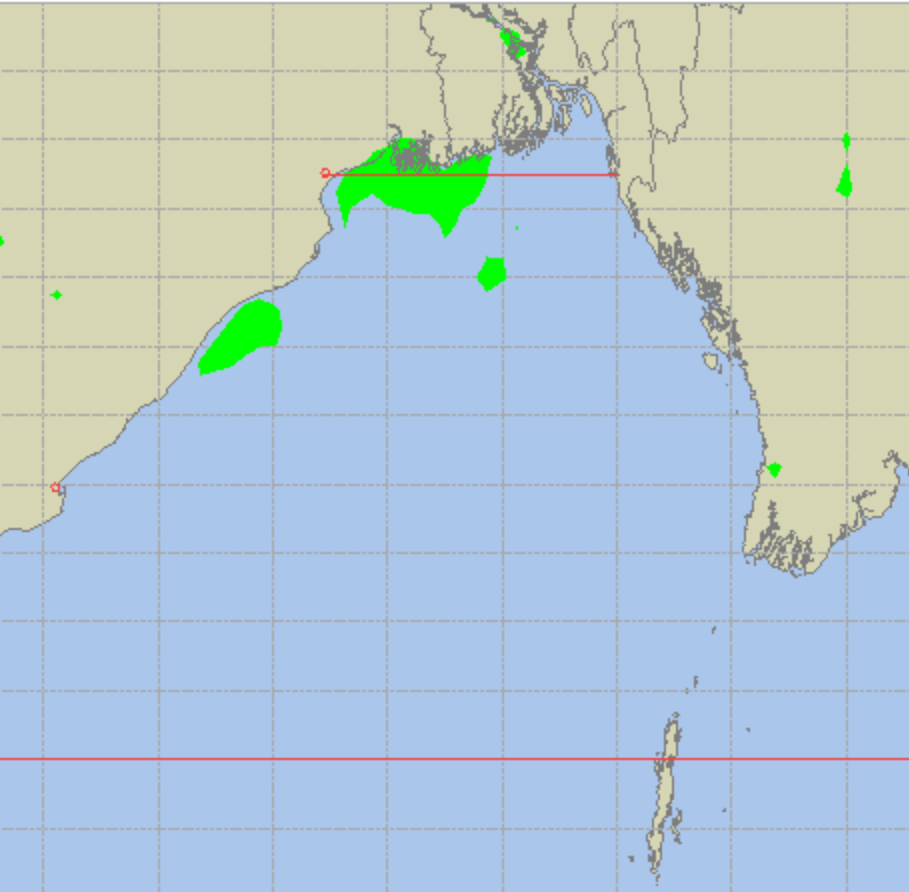
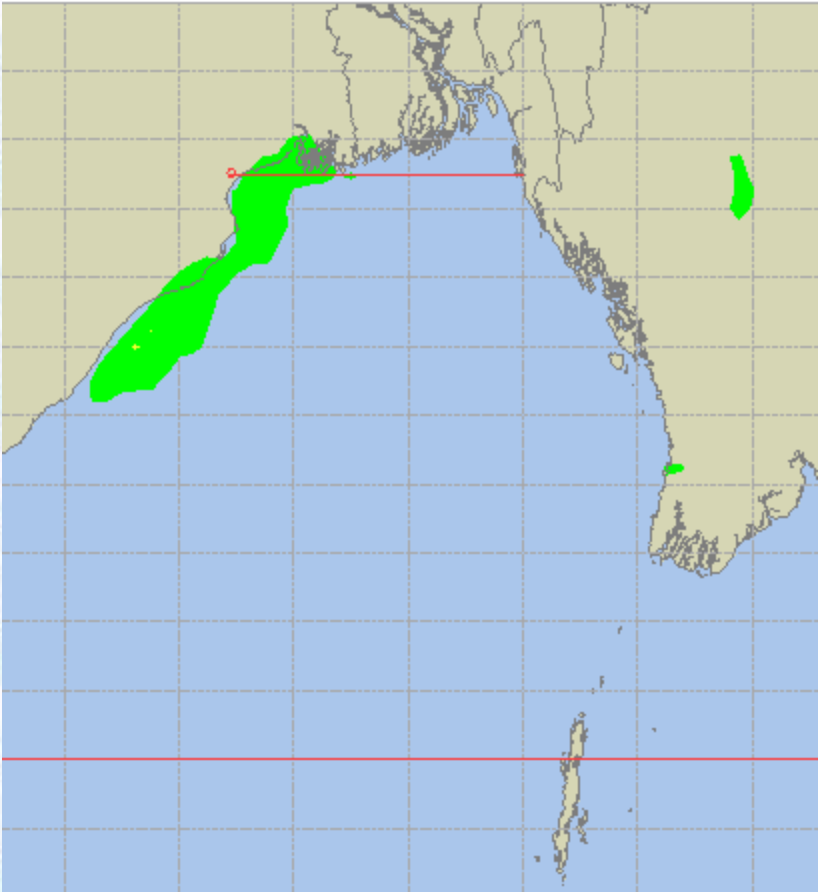




Peak Gusting Possibilities – 11 & 12 Apr 2020

11 Apr 2020 Saturday

12 Apr 2020 Sunday

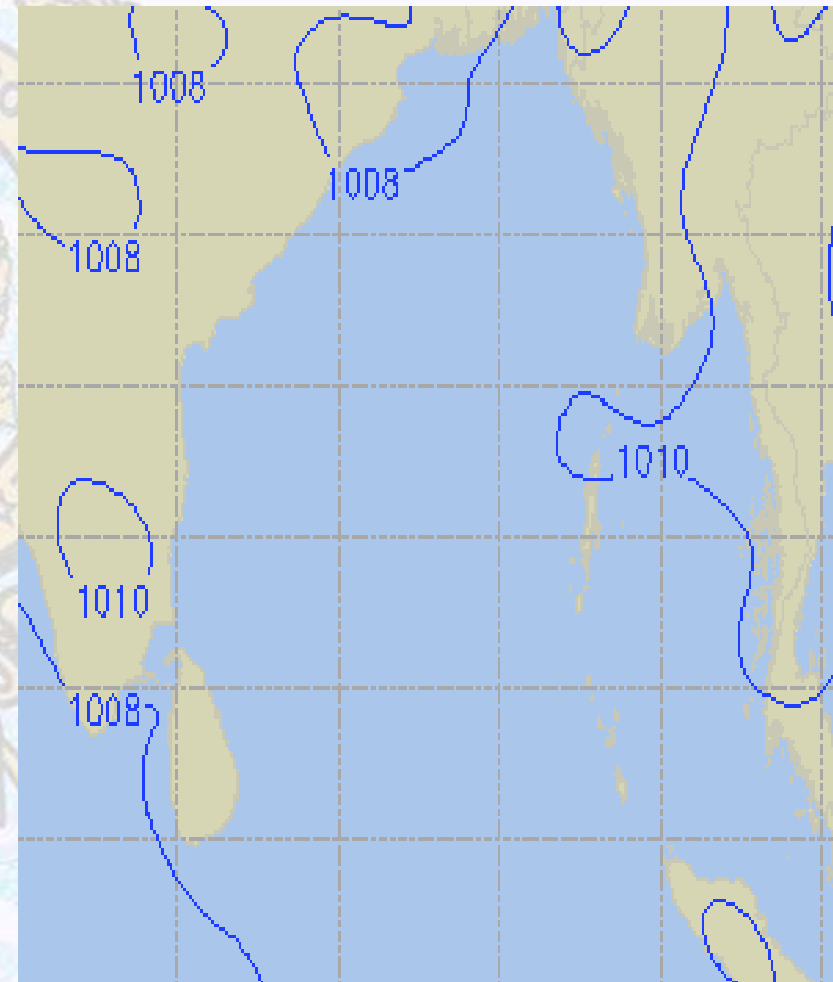
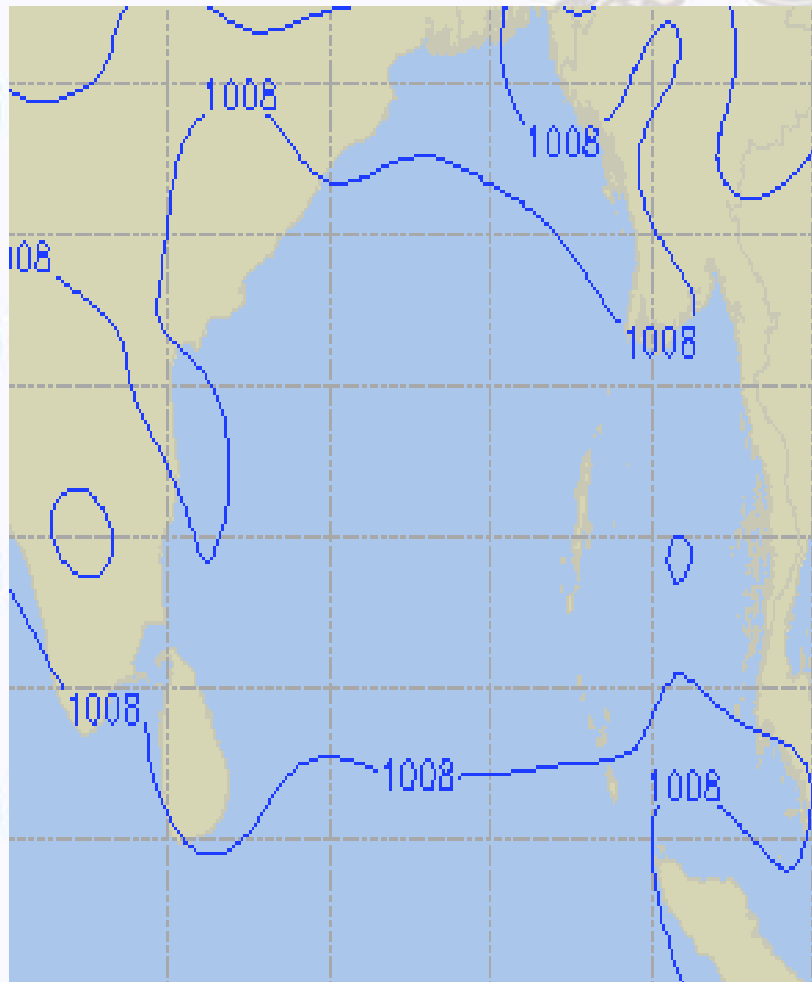




Surface Pressure forecast – 11 & 12 Apr 2020

11 Apr 2020 Saturday

12 Apr 2020 Sunday

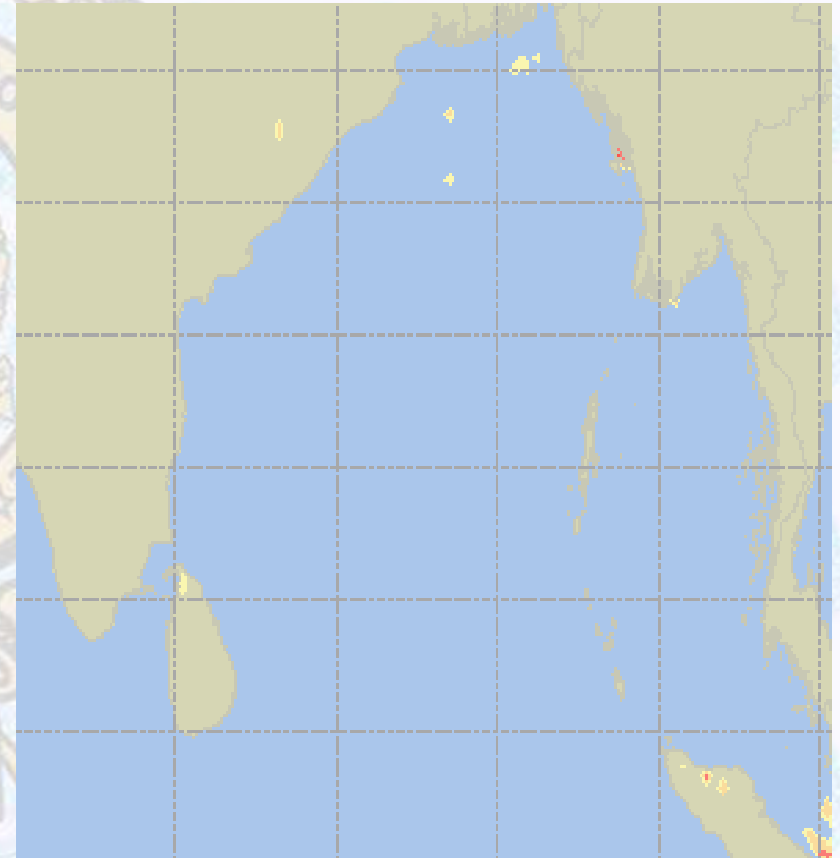
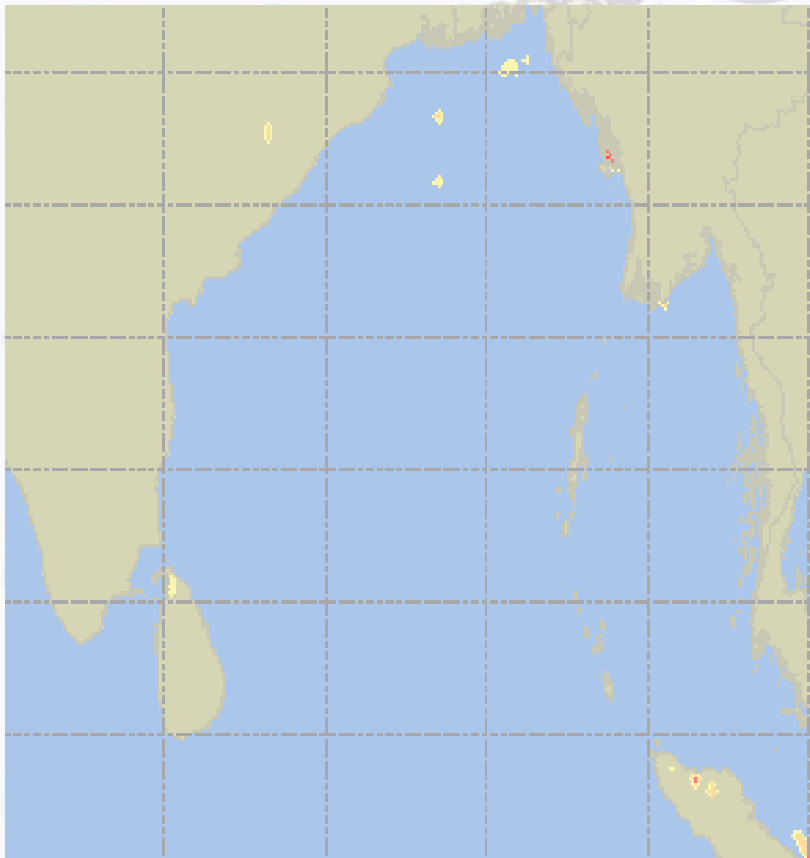




Visibility at Sea Forecast – 11 & 12 Apr - 2020

11 Apr 2020 Saturday

12 Apr 2020 Sunday



Visibility Scale:



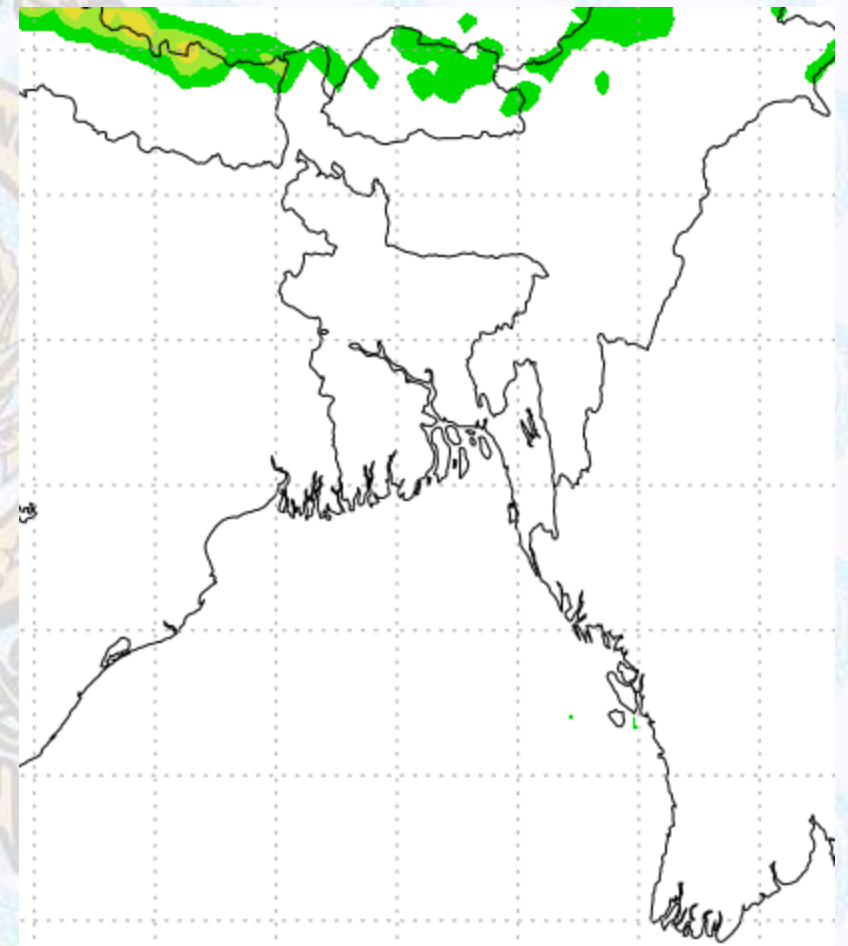
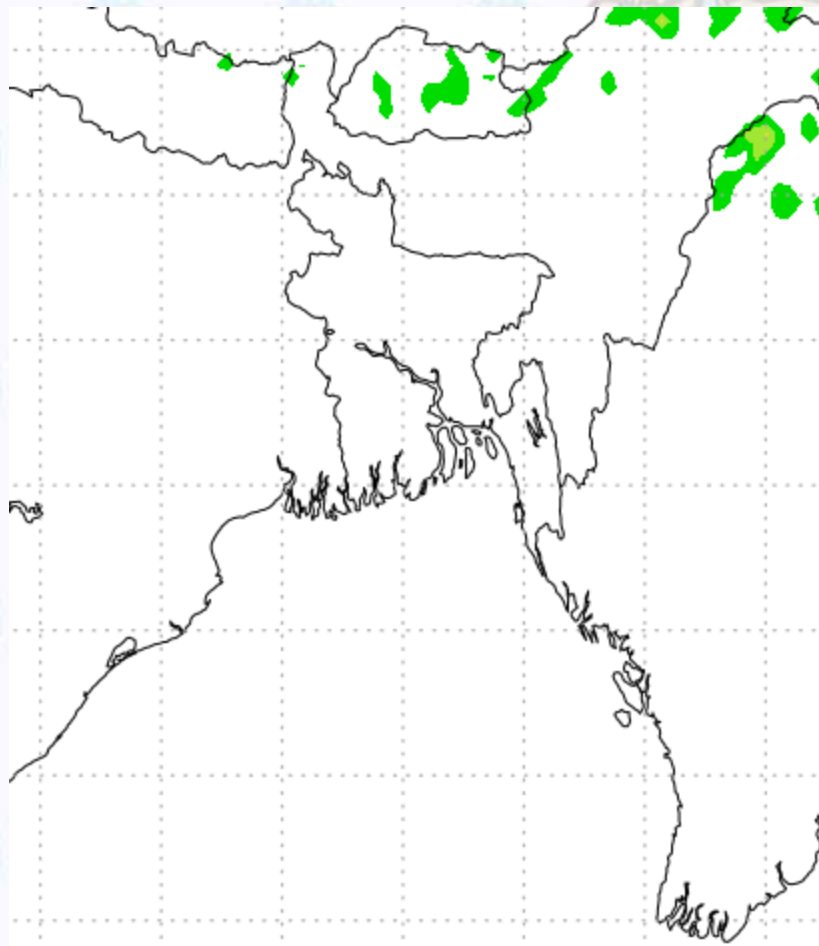
Ref (Slide 12-18): <http://www.weatheronline.co.uk/marine/weather?LEVEL>



Precipitation

Rain(mm) 11 & 12 Apr 2020

Rain(mm) 12 & 13 Apr 2020



Precipitation Scale (mm):





Tidal Information

KHAL NO. 10

COX'S BAZAR

HIRAN POINT

	Time	Height		Time	Height		Time	Height
		0246		4.54			0024	3.44
11 Apr 2020	0920	0.27		0703	0.14		0641	0.30
	1511	4.70		1248	3.52		1248	3.05
	2149	0.47		1927	0.33		1911	0.55
12 Apr 2020	Time	Height		Time	Height		Time	Height
	0332	4.30		0105	3.19		0102	2.71
	1000	0.49		0741	0.31		0718	0.51
	1558	4.48		1331	3.28		1329	2.88
	2235	0.69		2007	0.50		1954	0.78
13 Apr 2020	Time	Height		Time	Height		Time	Height
	0424	3.97		0149	2.90		0144	2.50
	1043	0.80		0819	0.53		0756	0.76
	1652	4.19		1417	3.01		1414	2.68
	2331	0.96		2049	0.71		2044	1.01