



# WEATHER FORECAST FOR BN

**28 - 31 MAR 2020**



# WEATHER FORECAST – DHAKA

## 28.03.2020

Hourly	2 PM	4 PM	8 PM	11 PM
Temp. / Dew Point	32 / 17	33 / 17	28 / 18	27 / 19
Wind	7 km/h W	6 km/h W	3 km/h ESE	3 km/h SSW
Humidity	33%	40%	56%	66%
Chance of Precip	1%	1%	1%	2%
Cloud Cover	8%	4%	1%	1%
Conditions	Sunny	Sunny	Clear	Clear
Sunrise Sunset	5: 55 AM 6: 13 PM			

### Conditions

Pressure : 1012 hpa

Visibility : 8.05 km

Ref: <https://www.wunderground.com/weather/bd/dhaka>



# WEATHER FORECAST – CHATTOGRAM

## 28.03.2020

Hourly	2 PM	4 PM	8 PM	11 PM
Temp. / Dew Point	30 / 21	29 / 21	27 / 23	25 / 24
Wind	7 km/h WSW	11 km/h WSW	14 km/h WSW	14 km/h W
Humidity	58%	66%	79%	90%
Chance of Precip.	1%	1%	4%	6%
Cloud Cover	3%	0%	4%	1%
Conditions	Sunny	Sunny	Clear	Clear
Sunrise Sunset	5: 50 AM 6: 07 PM			

### Conditions

Pressure : 1012 hpa

Visibility : 9.66 Km

Ref: <https://www.wunderground.com/weather/bd/chittagong>



# WEATHER FORECAST – KHULNA

## 28.03.2020

Hourly	2 PM	4 PM	8 PM	11 PM
Temp. / Dew Point	32 / 19	32 / 19	28 / 22	26 / 23
Wind	5 km/h W	9 km/h W	11 km/h SSW	9 km/h SW
Humidity	51%	53%	74%	86%
Chance of Precip.	4%	10%	3%	6%
Cloud Cover	10%	16%	4%	1%
Conditions	Sunny	Sunny	Clear	Clear
Sunrise Sunset	6: 00 AM 6: 17 PM			

### Conditions

Pressure : 1012 hpa

Visibility : 14.48 Km

Ref: <https://www.wunderground.com/weather/bd/khulna>



# GENERAL WEATHER FORECAST – DHAKA

Description	29 Mar 2020	30 Mar 2020	31 Mar 2020
<b>Temperature (C)</b>	37°C/ 22°C	36°C/ 21°C	37°C/ 22°C
<b>Summary</b>	Sunny	Sunny	Sunny
<b>Sun Rise/Set</b>	5h53m10s/18h14m00s	5h52m10s/18h15m00s	5h52m10s/18h15m00s
<b>Day Length</b>	12h19m06s	12h20m06s	12h20m06s
<b>Moon Rise/ Set</b>	8:55AM 10:28PM	9:25AM 10:258PM	10:25AM 11:58PM
<b>Moon Phase/ illu</b>	Waxing Crescent, 25%	Waxing Crescent, 33%	Waxing Crescent, 0%
<b>NauticalTwilight</b>	0505,1900	0505,1901	0505,1901
<b>Civil Twilight</b>	0531,1834	0530,1834	0530,1834
<b>Humidity</b>	D : 36%    N : 51%	D : 31%    N : 61%	D : 31%    N : 61%
<b>Barometer (mb)</b>	1009	1009	1009
<b>Visibility</b>	Good	Good	Good
<b>Precip Chance</b>	0%	0%	0%
<b>Wind (mph)</b>	18 Km/h WSW	14 Km/h W	14 Km/h WSW

Ref: <https://weather.com/weather/5day//BGXX0003:1:BG>



# GENERAL WEATHER FORECAST– CHATTOGRAM

Description	29 Mar 2020	30 Mar 2020	31 Mar 2020
<b>Temperature (C)</b>	31°C/ 23°C	32°C/ 22°C	31°C/ 23°C
<b>Summary</b>	Sunny	Sunny	Sunny
<b>Sun Rise/Set</b>	5h47m35s/18h08m02s	5h47m34s/18h09m02s	5h47m34s/18h09m02s
<b>Day Length</b>	12h13m48s	12h15m48s	12h15m48s
<b>Moon Rise/ Set</b>	8:51AM 10:19PM	9:21AM 10:49PM	10:25AM 11:58PM
<b>Moon Phase/ illu</b>	Waxing Crescent, 25%	Waxing Crescent, 33%	Waxing Crescent, 0%
<b>Nautical Twilight</b>	0500, 1854	0500, 1853	0500, 1854
<b>Civil Twilight</b>	0525, 1829	0524, 1829	0524, 1830
<b>Humidity</b>	D : 71% N : 81%	D : 57% N : 77%	D : 53% N : 76%
<b>Barometer (mb)</b>	1012	1012	1012
<b>Visibility</b>	Good	Good	Good
<b>Precip Chance</b>	0%	0%	0%
<b>Wind (mph)</b>	12 Km/h SSW	12 Km/h SSW	13 Km/h SSW

Ref: <https://weather.com/weather/5day//BGXX0002:1:BG>



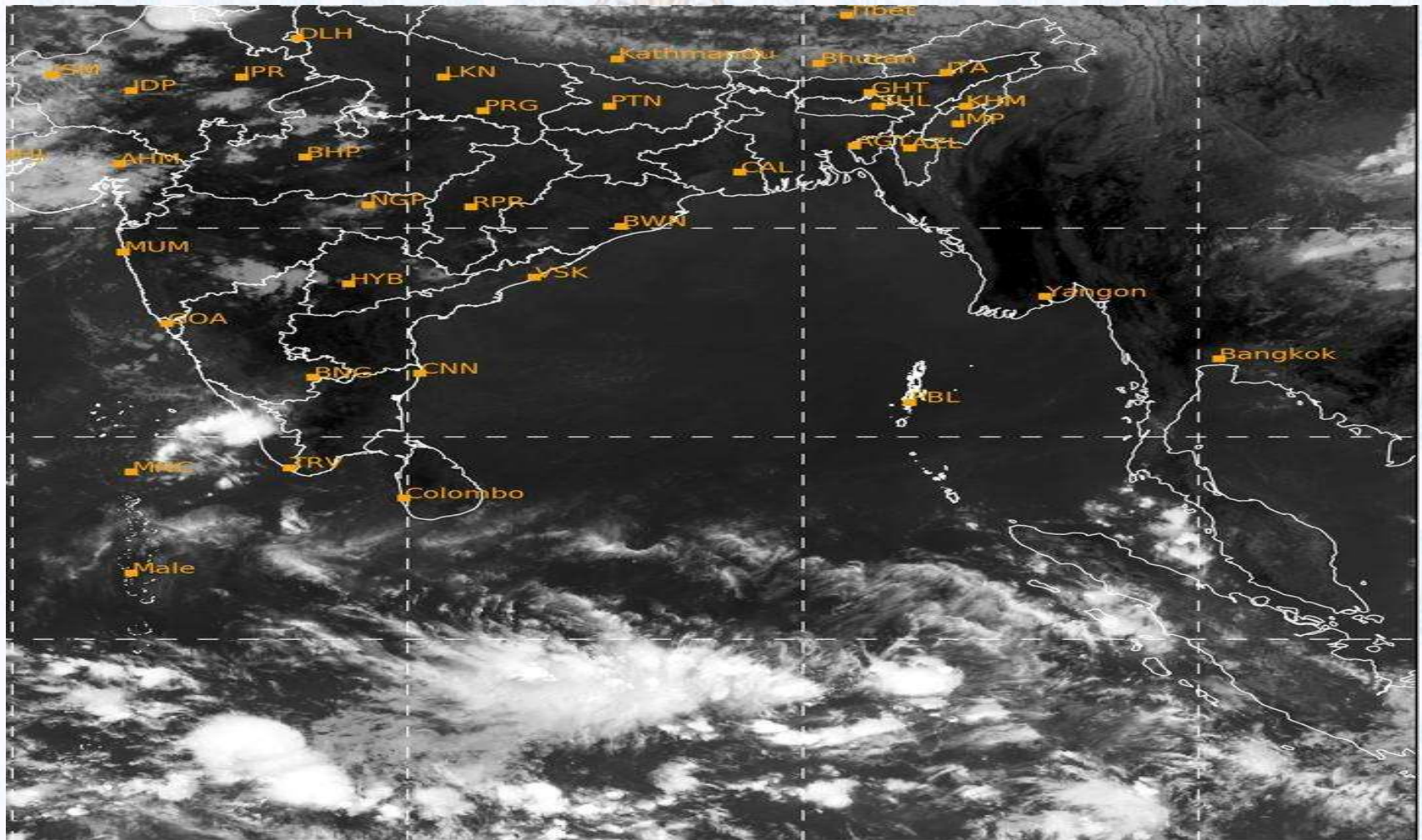
# GENERAL WEATHER FORECAST – KHULNA

Description	29 Mar 2020	30 Mar 2020	31 Mar 2020
<b>Temperature(C)</b>	36°C/ 24°C	36°C/ 24°C	36°C/ 24°C
<b>Summary</b>	Sunny	Sunny	Sunny
<b>Sun Rise/Set</b>	5h56m30s/18h15m00s	5h55m30s/18h16m00s	5h55m30s/18h16m00s
<b>Day Length</b>	12h18m02s	12h20m02s	12h20m02s
<b>Moon Rise/Set</b>	9:02AM 10:30PM	9:32AM 11:00PM	10:25AM 11:58PM
<b>Moon Phase/illu</b>	Waxing Crescent, 25%	Waxing Crescent, 33%	Waxing Crescent, 0%
<b>Nautical Twilight</b>	0509, 1903	0509, 1902	0509, 1902
<b>Civil Twilight</b>	0535, 1837	0534, 1837	0534, 1837
<b>Humidity</b>	D : 42%    N : 61%	D : 37%    N : 61%	D : 37%    N : 61%
<b>Barometer (mb)</b>	1011	1011	1011
<b>Visibility</b>	Good	Good	Good
<b>Precip Chance</b>	0%	0%	0%
<b>Wind (mph)</b>	15 km/h NW	14 km/h NW	12 km/h NW

Ref: <https://weather.com/weather/5day//BGXX0005:1:BG>



# SATELLITE VIEW OF BAY OF BENGAL




28/03/2020, 14:00 UTC MATSAT-IR

Ref: <http://satellite.imd.gov.in/insat.htm>





# SATELLITE VIEW OF BAY OF BENGAL



28/03/2020, 14:00 MATSAT-VIS

Ref: <http://satellite.imd.gov.in/insat.htm>



# Fleet Forecast Sea Area C-90 ( Valid for 12 Hrs Commencing 1000 UTC of 28.03.2020)

<b>Part One</b>	NO STORM WARNING.	
<b>Part Two</b>	SEASONAL LOW LIES OVER SOUTH BAY.	
<b>Part Three</b>	Weather	TEMPORARY PARTLY CLOUDY OVER AREA C-90.
	Wind	WEST/ NORTH-WESTERLY, 08-12 KTS.
	Visibility	03-05 KMS, REDUCING TO 1500 M OR LESS IN MIST/HAZE.
	Outlook	FOR SUBSEQUENT 12 HOURS: LITTLE CHANGE.
	MSL Pressure	AT =28,0000 UTC. CHATTOGRAM =1012HPA



# Inland River Port Warning (VALID TILL 06 PM OF 28.03.2020)

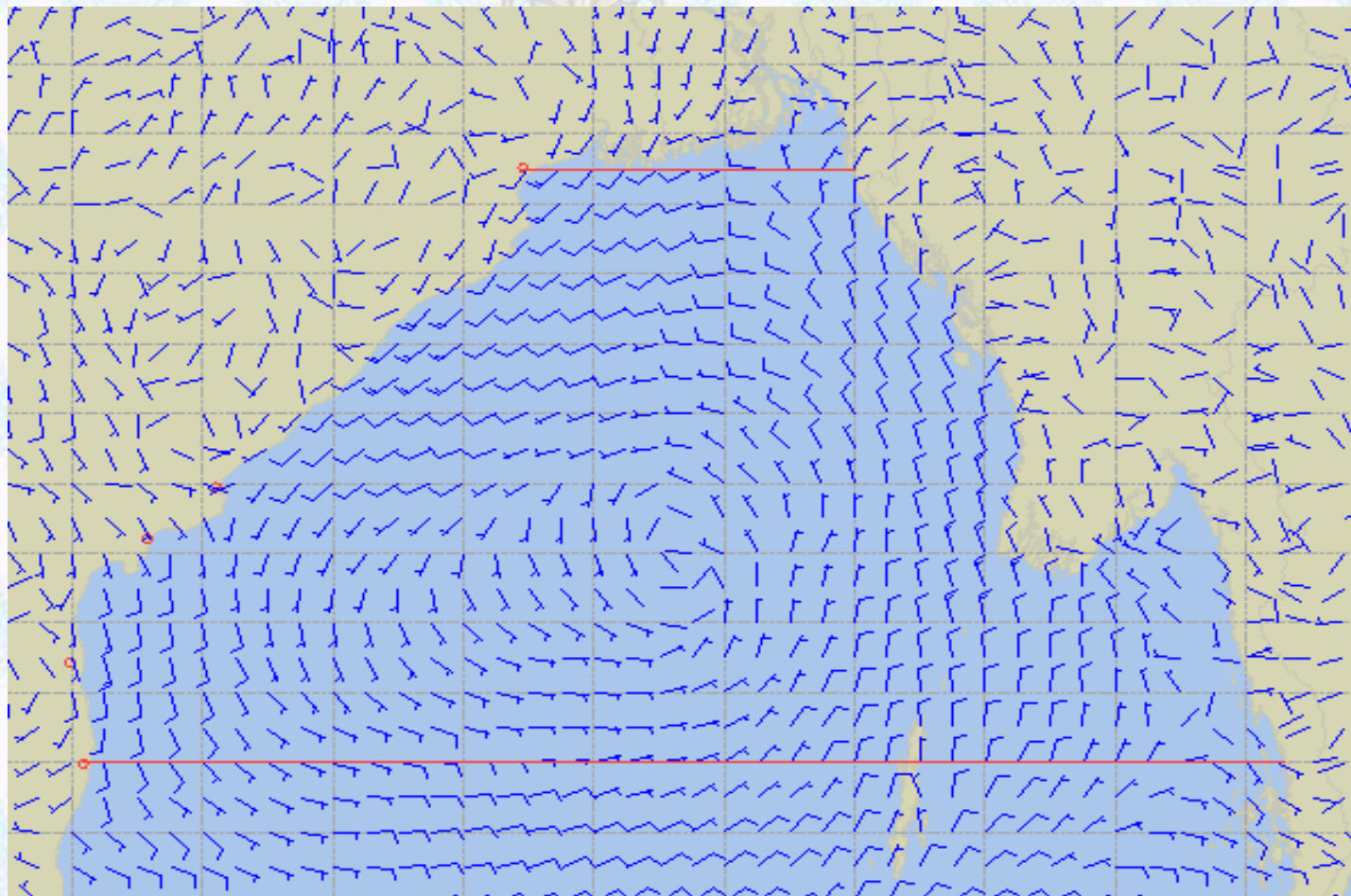
THERE IS NO INLAND RIVERPORTS WARNING AND NO SIGNAL IS TO BE HOISTED.



Ref: <http://www.bmd.gov.bd/?/home>



# Surface Wind Forecast- 29 Mar - 2020



## Legend:



Calm  
Winds



5 Knots



10 Knots



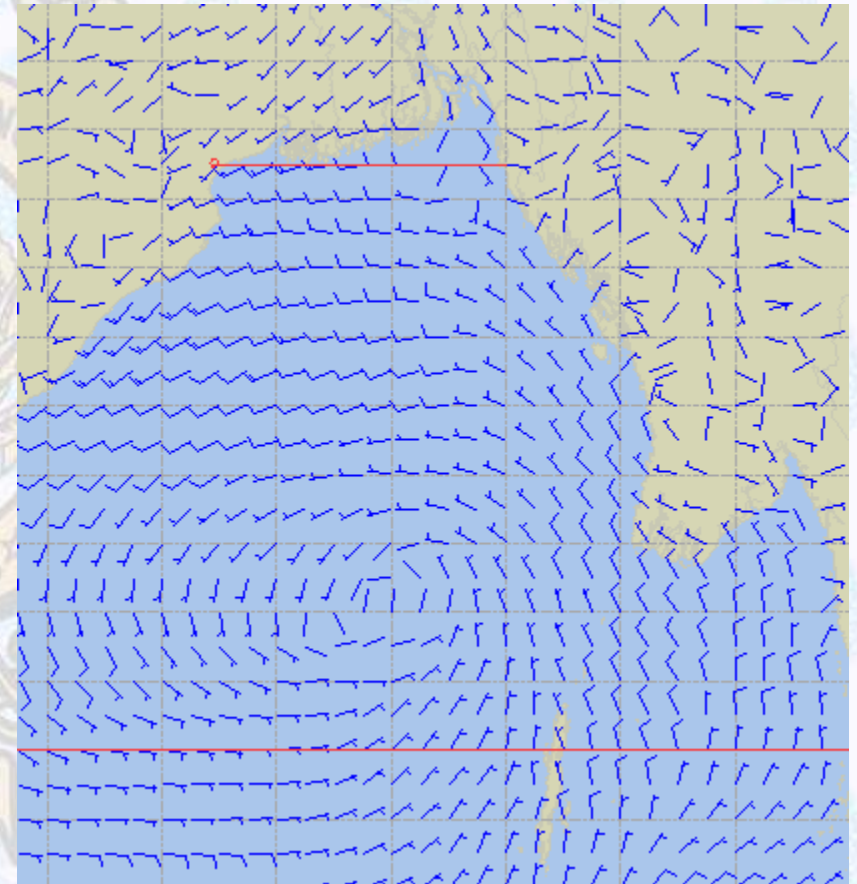
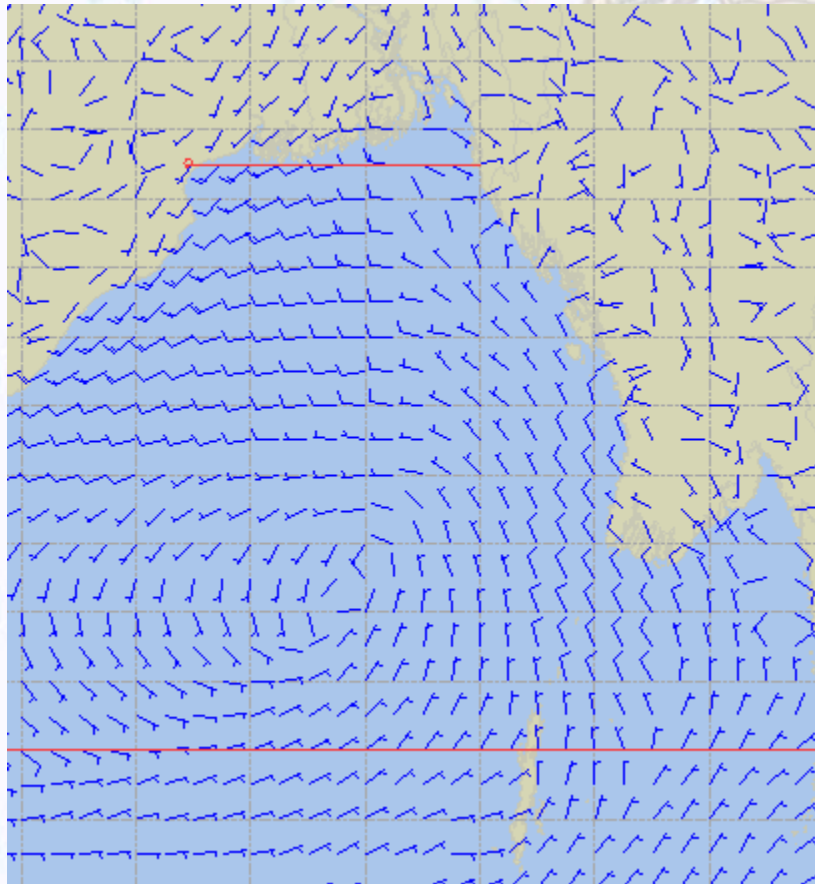
60 Knots



# Surface Wind Forecast – 30 & 31 Mar - 2020

30 Mar 2020 Monday

31 Mar 2020 Tuesday



**Legend:**



**Calm  
Winds**



**5 Knots**



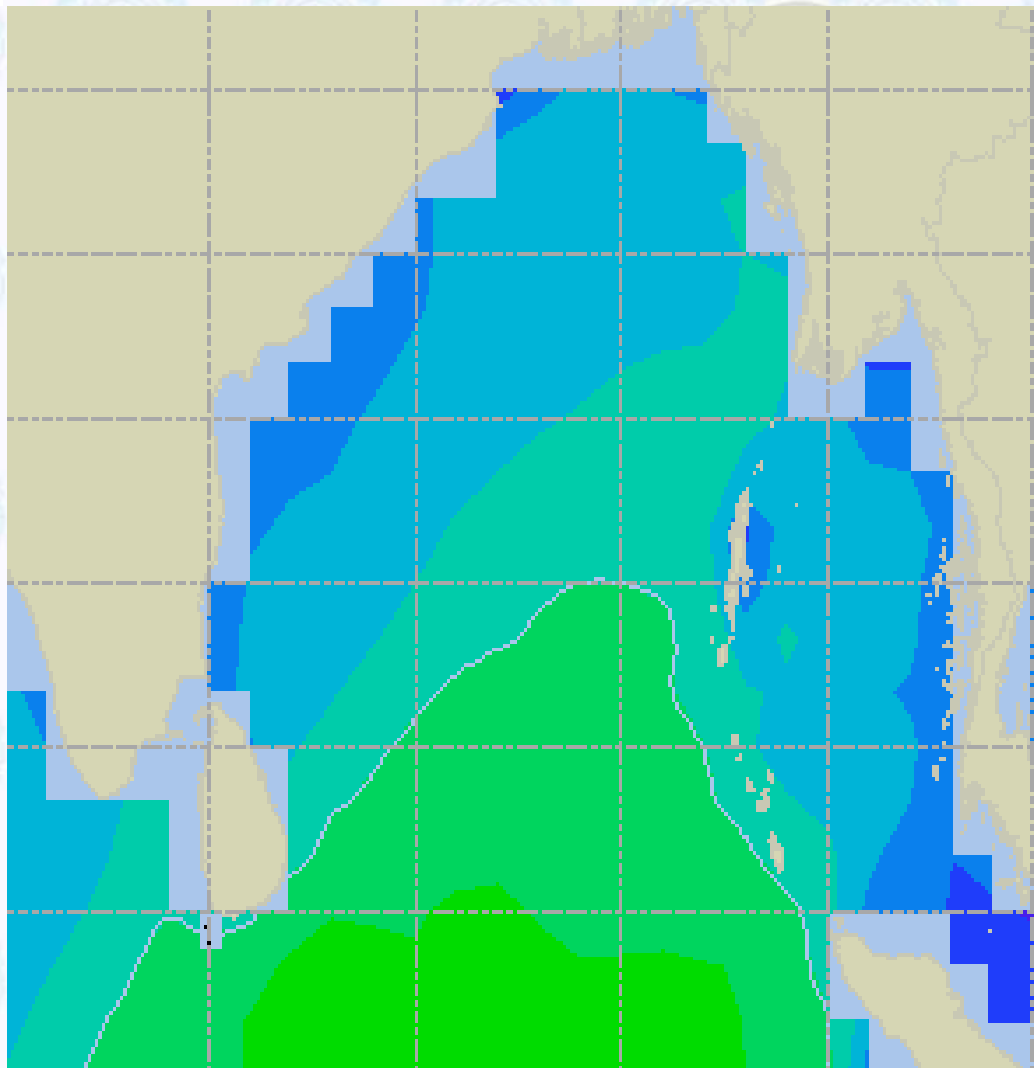
**10 Knots**



**60 Knots**



# Sea State Forecast - 29 Mar - 2020



Sea State	Ht (m)
0	0-0.1
1	0-0.1
2	0.1-0.5
3	0.5-1.25
4	1.25-2.5
5	2.5-4.0
6	4-6
7	6-9
8	9-14
9	Over 14

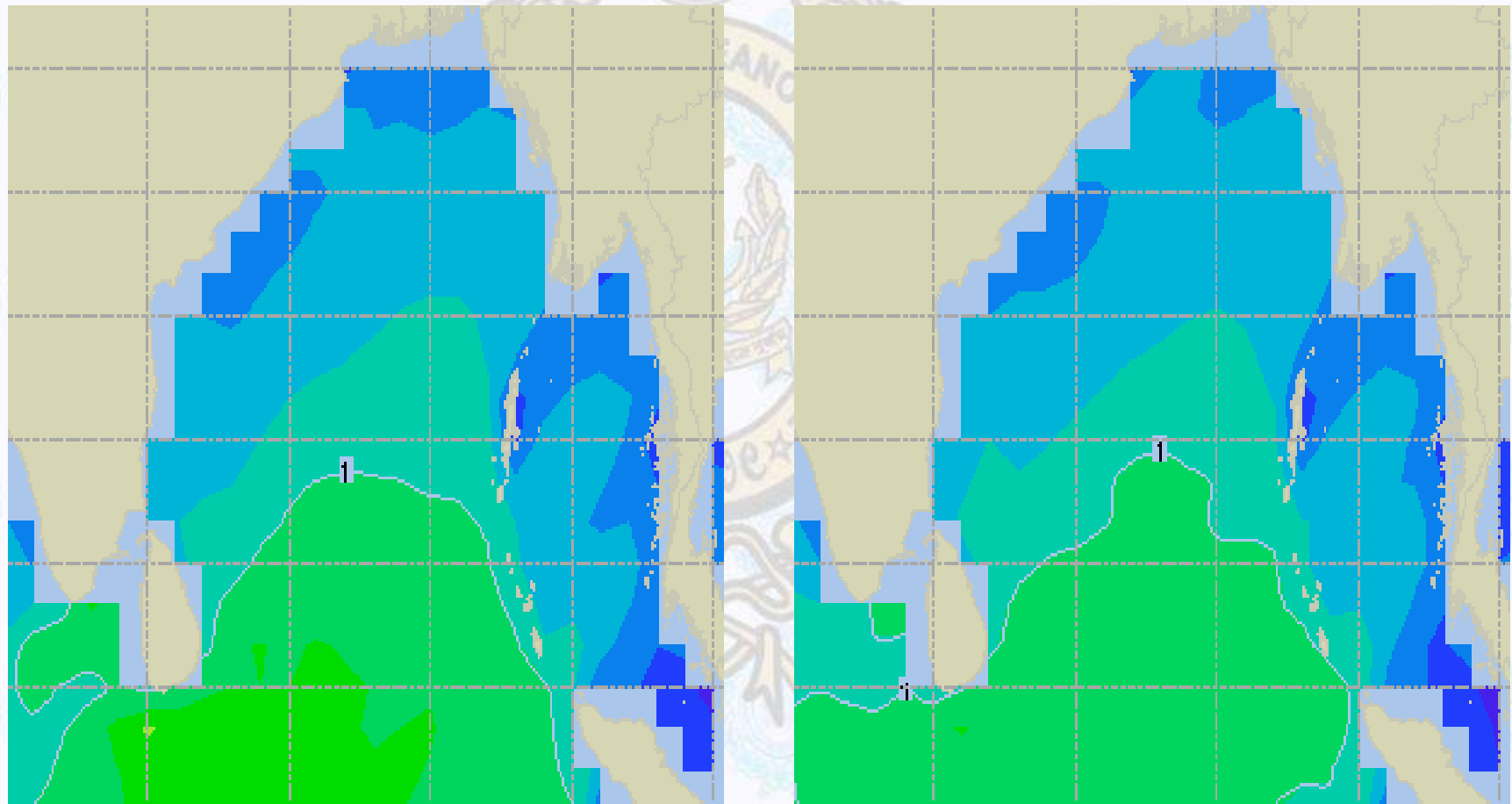




# Sea State Forecast - 30 & 31 Mar - 2020

30 Mar 2020 Monday

31 Mar 2020 Tuesday

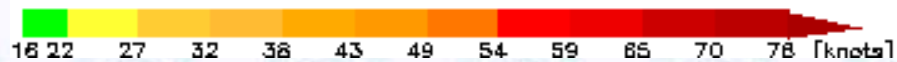
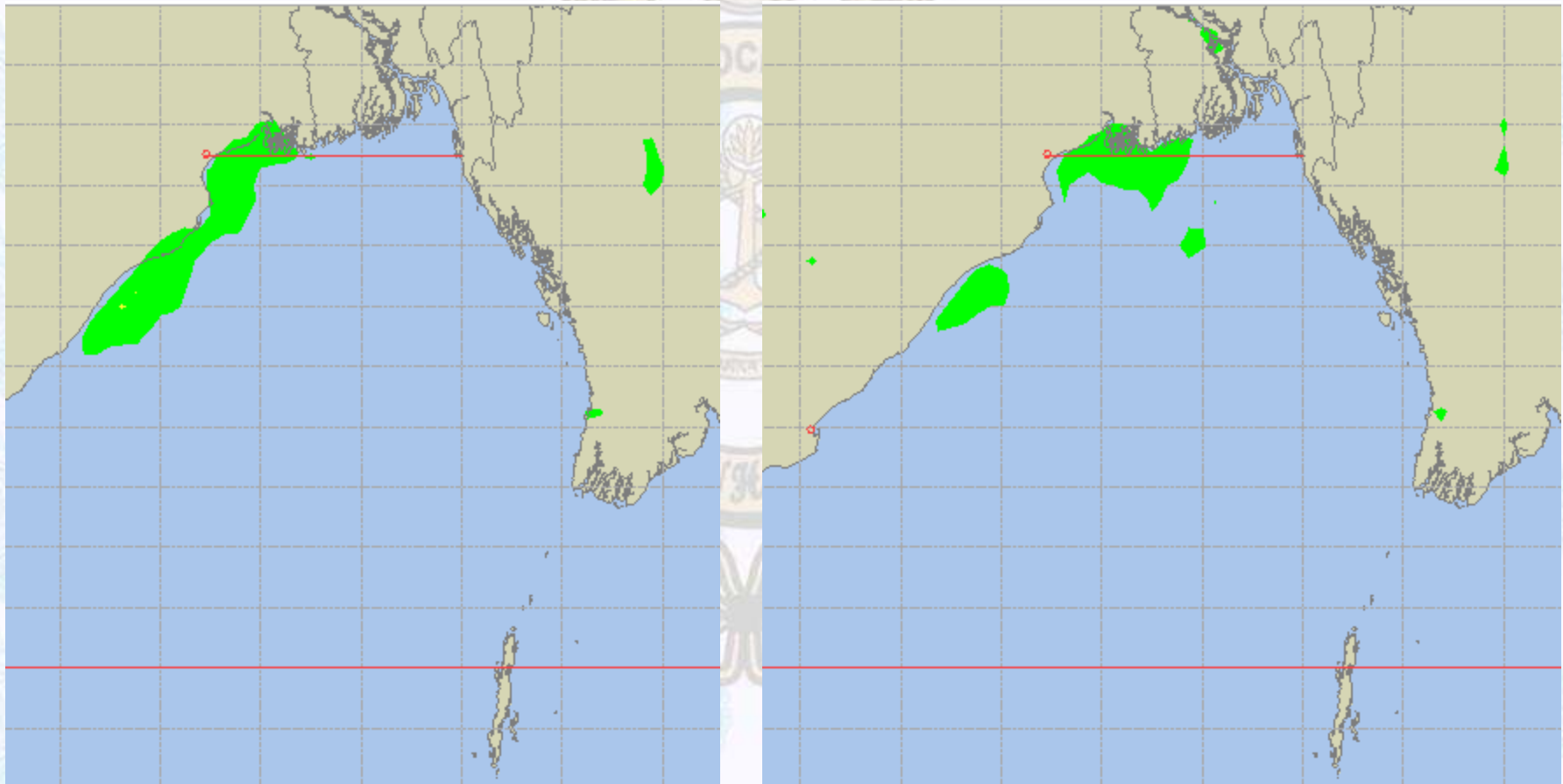




# Peak Gusting Possibilities – 29 & 30 Mar - 2020

29 Mar 2020 Sunday

30 Mar 2020 Monday



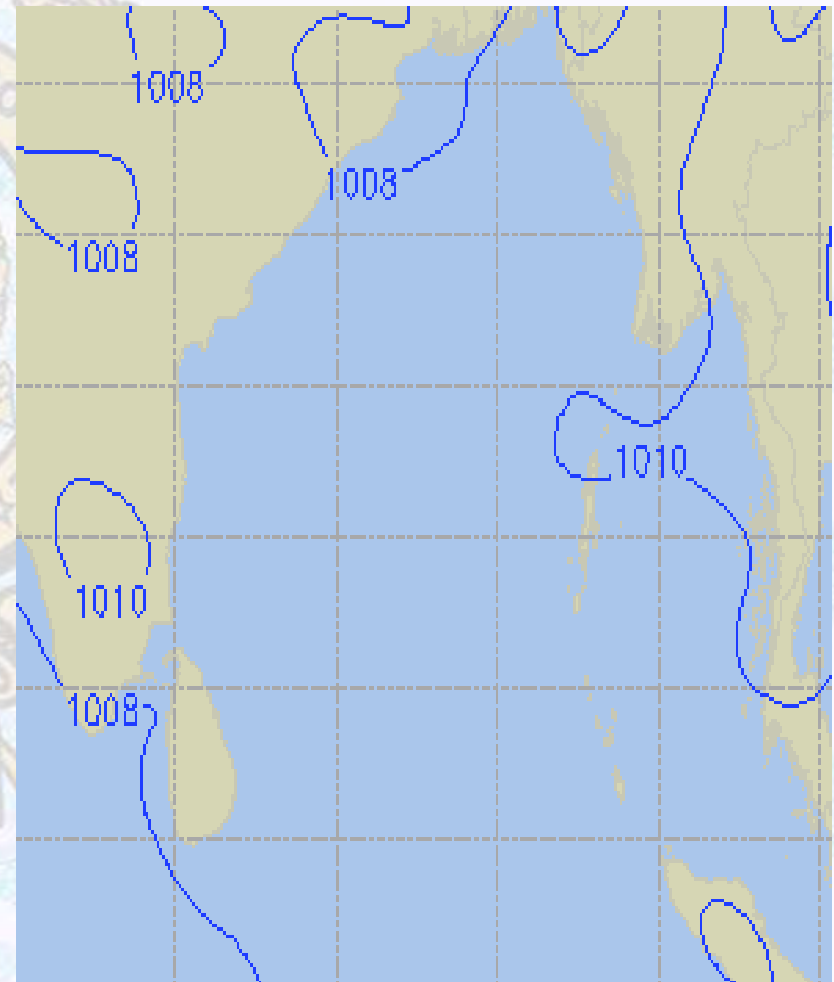
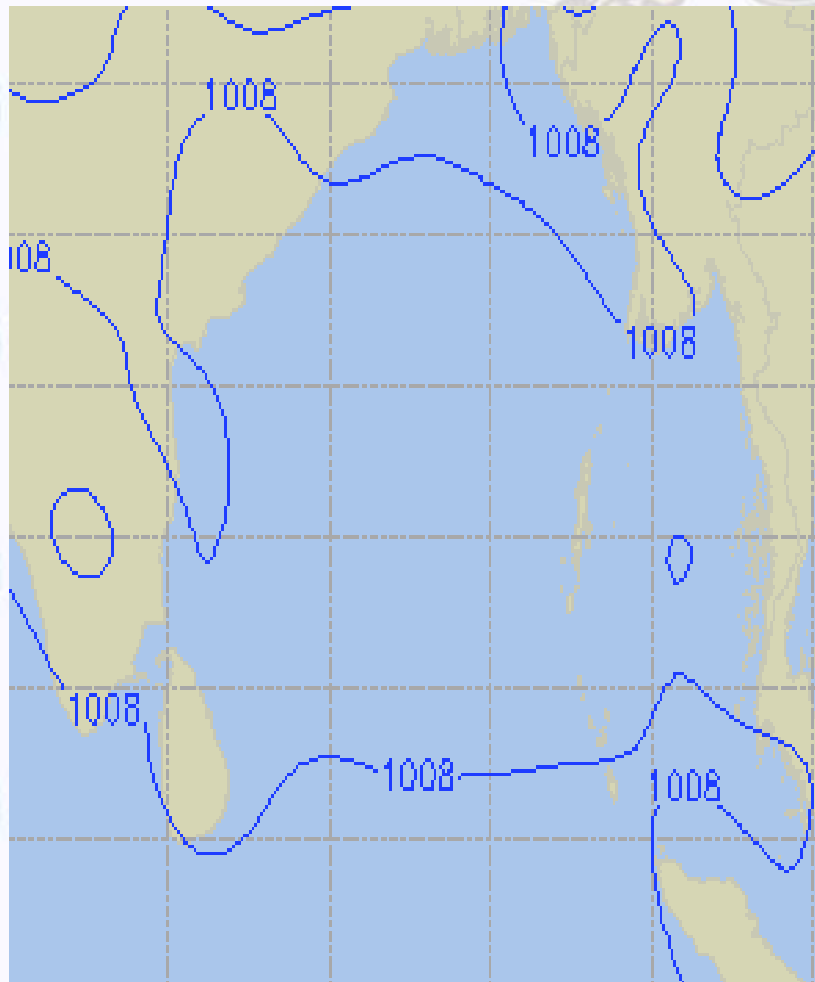




# Surface Pressure forecast – 29 & 30 Mar - 2020

29 Mar 2020 Sunday

30 Mar 2020 Monday

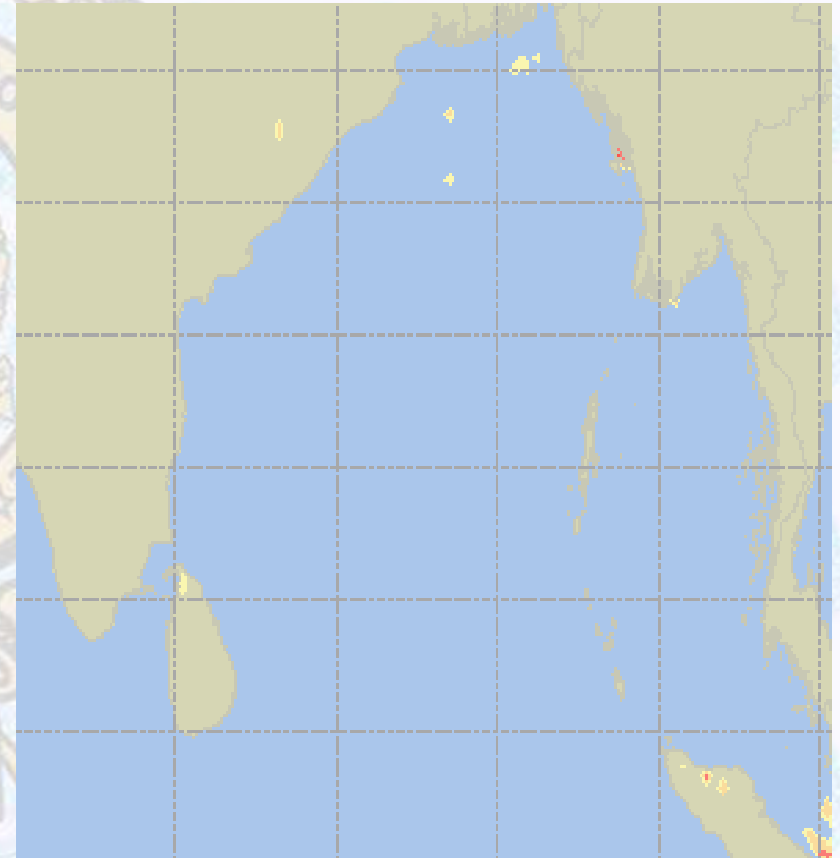
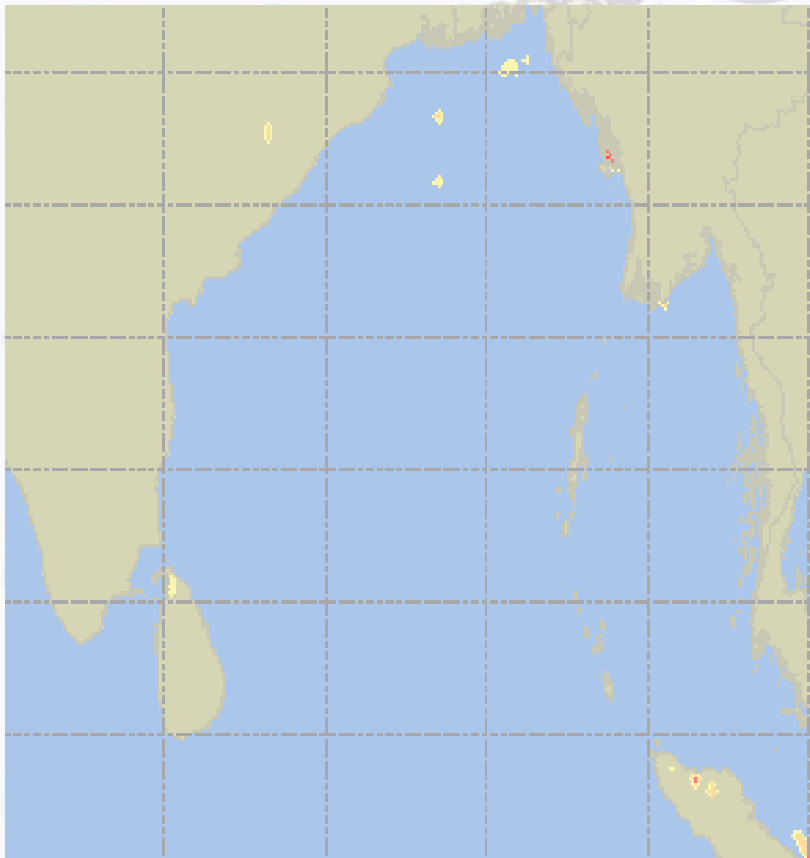




# Visibility at Sea Forecast – 29 & 30 Mar - 2020

29 Mar 2020 Sunday

30 Mar 2020 Monday



**Visibility Scale:**



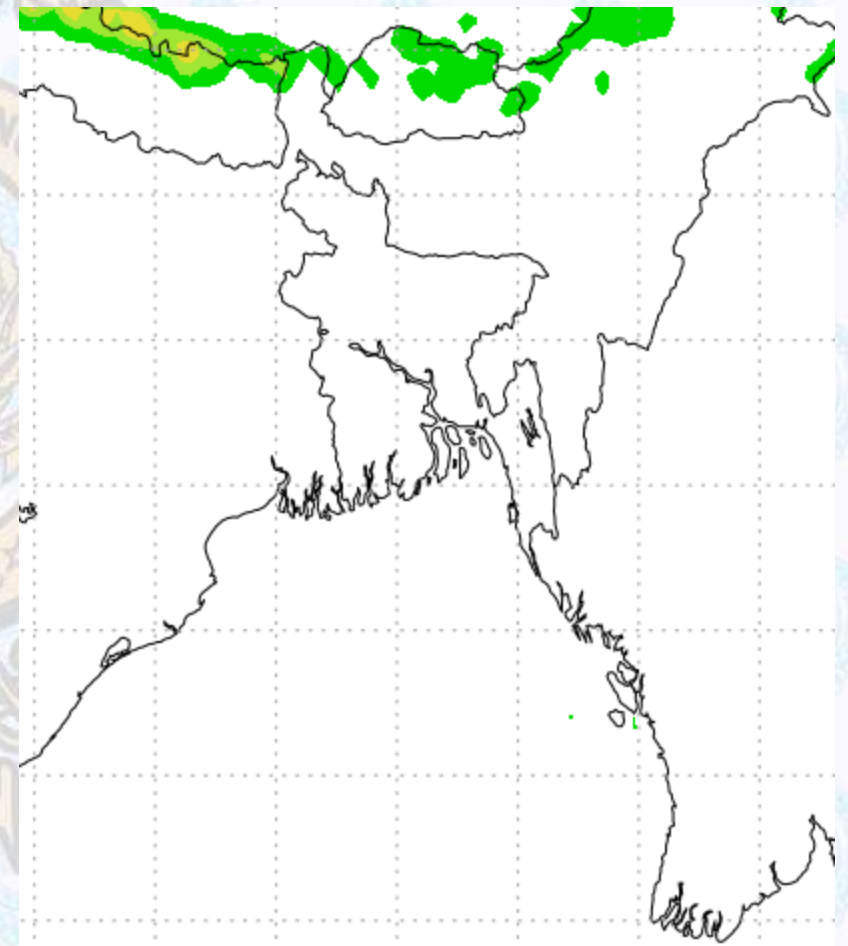
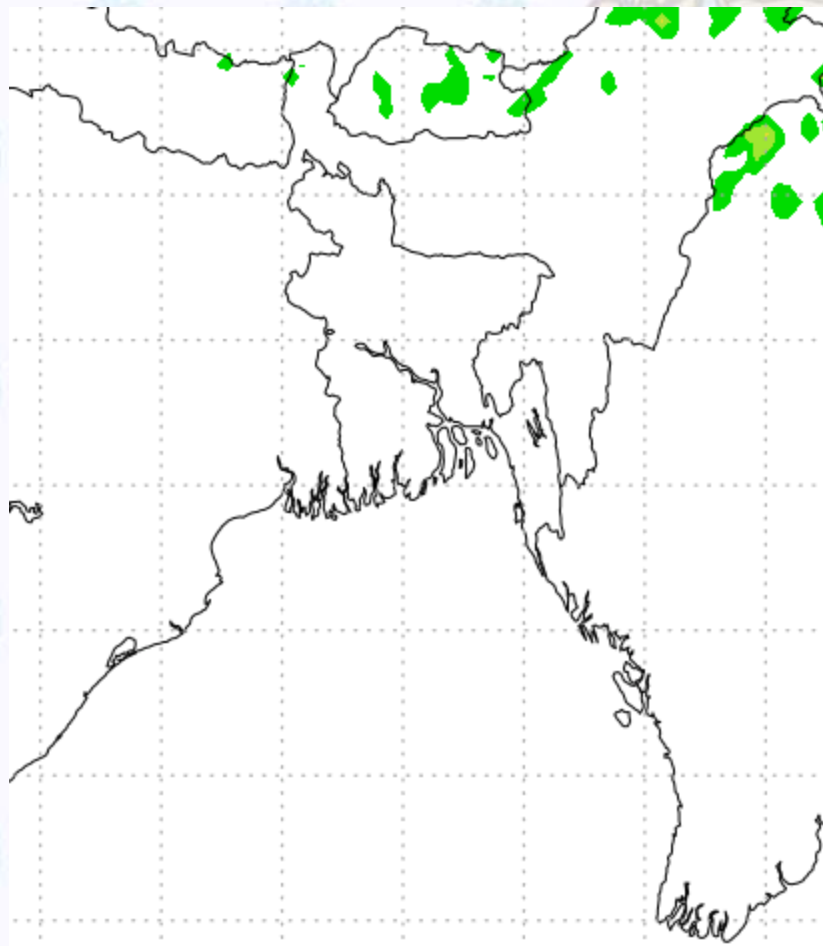
Ref (Slide 12-18): <http://www.weatheronline.co.uk/marine/weather?LEVEL>



# Precipitation

Rain(mm) 29 & 30 Mar 2020

Rain(mm) 30 & 31 Mar 2020



**Precipitation Scale (mm):**





# Tidal Information

## KHAL NO. 10

## COX'S BAZAR

## HIRAN POINT

	Time	Height		Time	Height		Time	Height
		0313		4.10			0110	2.90
29 Mar 2020	0942	0.38		0736	0.33		0709	0.51
	1530	4.20		1332	2.91		1318	2.66
	20206	0.64		1958	0.46		1936	0.78
	Time	Height		Time	Height		Time	Height
		0349		3.87			0144	2.70
30 Mar 2020	1014	0.54		0807	0.45		0738	0.64
	1609	4.04		1409	2.75		1354	2.56
	2246	0.83		2035	0.59		2013	0.94
	Time	Height		Time	Height		Time	Height
		0435		3.59			0225	2.49
31 Mar 2020	1055	0.80		0843	0.61		0814	0.81
	1703	3.83		1455	2.59		1439	2.45
	2339	1.07		2121	0.75		2103	1.12