



WEATHER FORECAST FOR BN

22 - 25 MAR 2020



WEATHER FORECAST – DHAKA

22.03.2020

Hourly	2 PM	4 PM	8 PM	11 PM
Temp. / Dew Point	30 / 19	26 / 20	24 / 20	22 / 20
Wind	9 km/h W	8 km/h WNW	7 km/h S	7 km/h SW
Humidity	52%	66%	78%	87%
Chance of Precip	46%	78%	22%	19%
Cloud Cover	55%	75%	36%	28%
Conditions	Light rain	Light rain	Partly Cloudy	Partly Cloudy
Sunrise Sunset	6: 01 AM 6: 11 PM			

Conditions

Pressure : 1012 hpa

Visibility : 12.87 km

Ref: <https://www.wunderground.com/weather/bd/dhaka>



WEATHER FORECAST – CHATTOGRAM

22.03.2020

Hourly	2 PM	4 PM	8 PM	11 PM
Temp. / Dew Point	28 / 20	28 / 21	25 / 23	23 / 23
Wind	16 km/h WSW	11 km/h WSW	7 km/h WSW	3 km/h S
Humidity	60%	69%	86%	95%
Chance of Precip.	1%	1%	8%	19%
Cloud Cover	59%	26%	34%	22%
Conditions	Partly Cloudy	Partly Cloudy	Partly Cloudy	Partly Cloudy
Sunrise Sunset	5: 56 AM 6: 05 PM			

Conditions

Pressure : 1012 hpa

Visibility : 4.02 Km

Ref: <https://www.wunderground.com/weather/bd/chittagong>



WEATHER FORECAST – KHULNA

22.03.2020

Hourly	2 PM	4 PM	8 PM	11 PM
Temp. / Dew Point	28 / 22	27 / 22	24 / 22	23 / 22
Wind	9 km/h SSW	10 km/h SSW	7 km/h SSE	2 km/h S
Humidity	72%	72%	85%	93%
Chance of Precip.	37%	64%	13%	7%
Cloud Cover	50%	75%	26%	6%
Conditions	Light Rain	Rain	Clear	Clear
Sunrise Sunset	6: 06 AM 6: 15 PM			

Conditions

Pressure : 1013 hpa

Visibility : 14.48 Km

Ref: <https://www.wunderground.com/weather/bd/khulna>



GENERAL WEATHER FORECAST – DHAKA

Description	23 Mar 2020	24 Mar 2020	25 Mar 2020
Temperature (C)	30°C/ 20°C	32°C/ 21°C	33°C/ 22°C
Summary	Sunny	Sunny	Sunny
Sun Rise/Set	5h58m54s/18h11m00s	5h57m48s/18h11m36s	5h56m42s/18h12m12s
Day Length	12h12m06s	12h13m48s	12h15m30s
Moon Rise/ Set	5:33AM 5:23PM	6:06AM 6:12PM	6:38AM 7:02PM
Moon Phase/ illu	Waning Crescent, 0%	New Moon, 0%	Waxing Crescent, 1%
NauticalTwilight	0510,1859	0509,1900	0508,1900
Civil Twilight	0536,1833	0535,1833	0534,1834
Humidity	D : 67% N : 81%	D : 61% N : 75%	D : 56% N : 74%
Barometer (mb)	1012	1011	1009
Visibility	Good	Good	Good
Precip Chance	20%	10%	10%
Wind (mph)	11 Km/h W	7 Km/h WNW	9 Km/h SW

Ref: <https://weather.com/weather/5day//BGXX0003:1:BG>



GENERAL WEATHER FORECAST– CHATTOGRAM

Description	23 Mar 2020	24 Mar 2020	25 Mar 2020
Temperature (C)	29°C/ 20°C	29°C/ 21°C	31°C/ 22°C
Summary	Sunny/Partly Cloudy	Sunny/Partly Cloudy	Sunny
Sun Rise/Set	5h53m24s/18h05m06s	5h52m18s/18h05m36s	5h51m18s/18h06m12s
Day Length	12h11m42s	12h13m18s	12h14m54s
Moon Rise/ Set	5:26AM 5:18PM	6:00AM 6:06PM	6:32AM 6:55PM
Moon Phase/ illu	Waning Crescent, 0%	New Moon, 0%	Waxing Crescent, 1%
Nautical Twilight	0505, 1853	0504, 1853	0503, 1854
Civil Twilight	0531, 1827	0530, 1827	0529, 1828
Humidity	D : 73% N : 95%	D : 72% N : 94%	D : 69% N : 95%
Barometer (mb)	1013	1011	1010
Visibility	Good	Good	Good
Precip Chance	10%	10%	10%
Wind (mph)	13 Km/h WSW	12 Km/h SW	14 Km/h W

Ref: <https://weather.com/weather/5day//BGXX0002:1:BG>



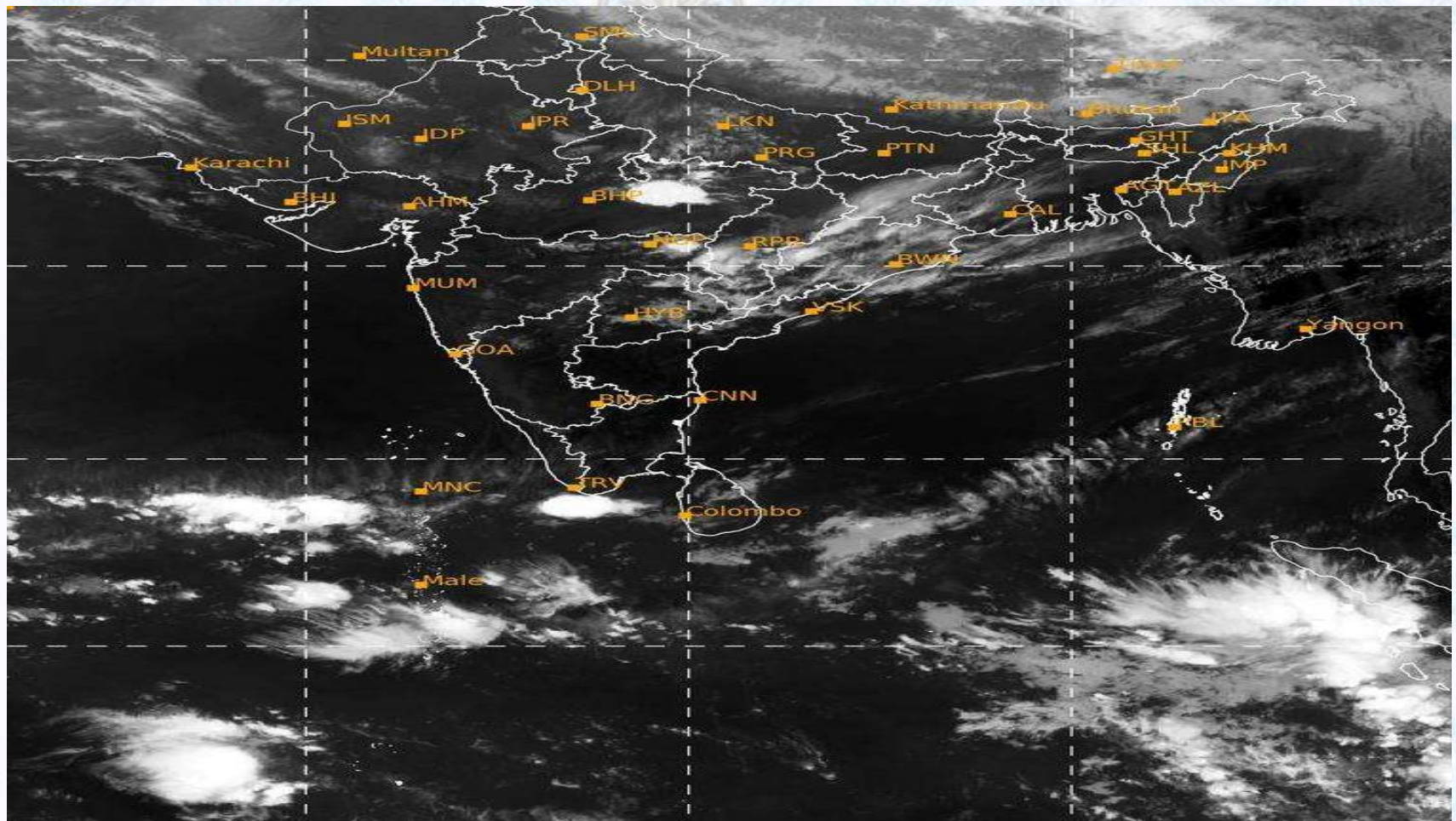
GENERAL WEATHER FORECAST – KHULNA

Description	23 Mar 2020	24 Mar 2020	25 Mar 2020
Temperature(C)	31°C/ 21°C	32°C/ 22°C	33°C/ 23°C
Summary	Sunny	Sunny	Sunny
Sun Rise/Set	6h02m30s/18h14m18s	6h01m24s/18h14m54s	6h00m18s/18h15m24s
Day Length	12h11m48s	12h13m30s	12h15m06s
Moon Rise/Set	5:37AM 5:28PM	6:10AM 6:17PM	6:42AM 7:06PM
Moon Phase/illu	Waning Crescent, 0%	New Moon, 0%	New Moon, 0%
Nautical Twilight	0514, 1902	0513, 1903	0512, 1903
Civil Twilight	0540, 1836	0539, 1836	0538, 1837
Humidity	D : 64% N : 80%	D : 58% N : 76%	D : 54% N : 72%
Barometer (mb)	1012	1011	1009
Visibility	Good	Good	Good
Precip Chance	10%	20%	10%
Wind (mph)	11 km/h W	9 km/h WSW	10 km/h WSW

Ref: <https://weather.com/weather/5day//BGXX0005:1:BG>



SATELLITE VIEW OF BAY OF BENGAL

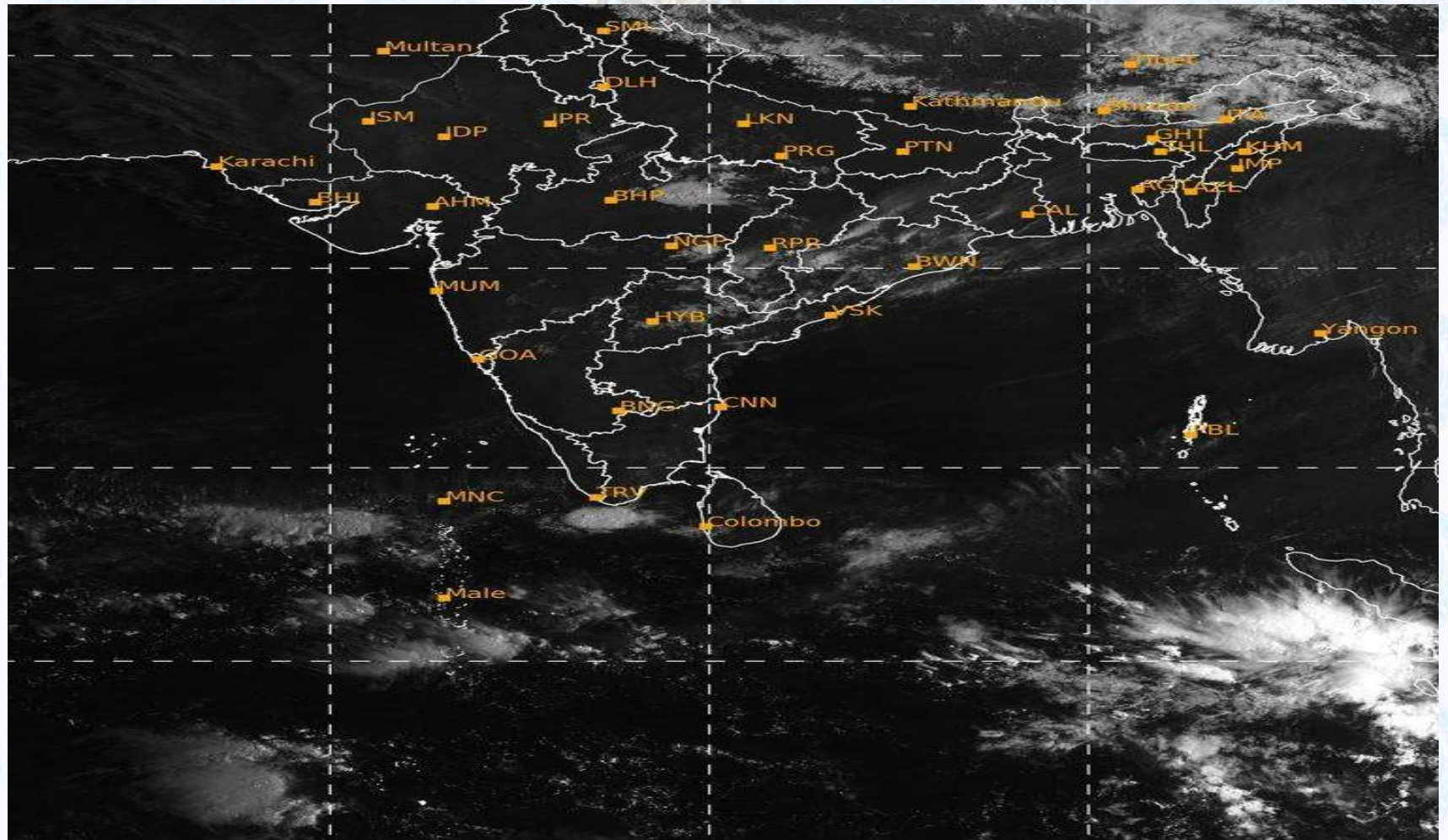


22/03/2020, 11:00 UTC MATSAT-IR

Ref: <http://satellite.imd.gov.in/insat.htm>



SATELLITE VIEW OF BAY OF BENGAL



22/03/2020, 11:00 MATSAT-VIS

Ref: <http://satellite.imd.gov.in/insat.htm>



Fleet Forecast Sea Area C-90 (Valid for 12 Hrs Commencing 1000 UTC of 22.03.2020)

Part One	NO STORM WARNING.	
Part Two	SEASONAL LOW LIES OVER SOUTH BAY.	
Part Three	Weather	TEMPORARY RAIN/THUNDER SHOWERS OVER AREA C-90.
	Wind	WEST/ NORTH-WESTERLY, 08-12 KTS. TEMPORARY GUSTING TO 22 KTS.
	Visibility	03-05 KMS, REDUCING TO 1500 M OR LESS IN RAIN/SHOWERS.
	Outlook	FOR SUBSEQUENT 12 HOURS: LITTLE CHANGE.
	MSL Pressure	AT =22,0000 UTC. CHATTOGRAM =1012HPA



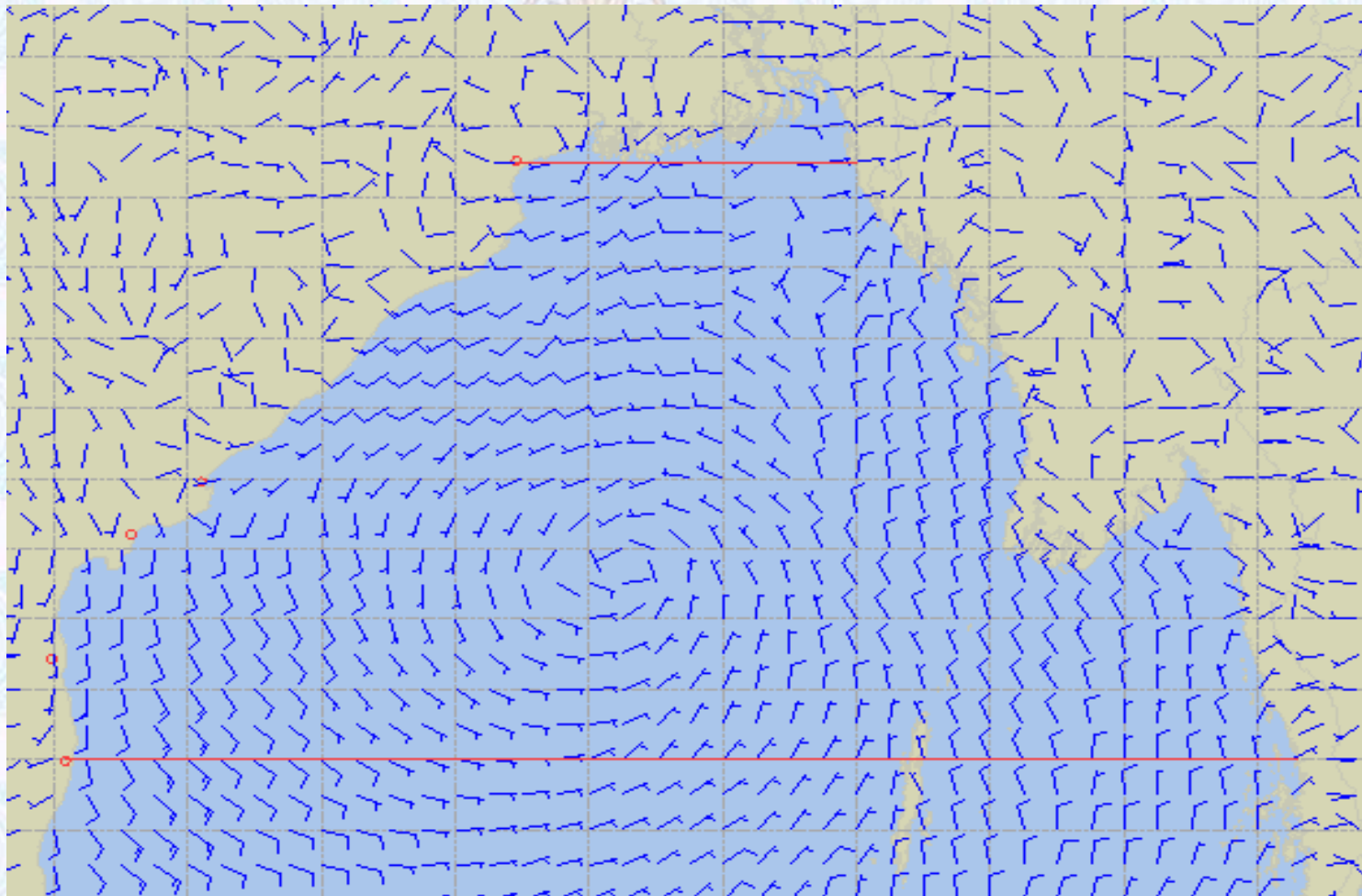
Inland River Port Warning **(VALID TILL 06 PM OF 22.03.2020)**

IN ASSOCIATION WITH RAIN/THUNDER SHOWERS TEMPORARY **WEST/NORTH-WESTERLY**, GUSTY/SQUALLY **WIND SPEED 45-60 KPH** IS LIKELY TO OCCUR OVER THE REGIONS OF RAJSHAHI, PABNA, BOGURA, TANGAIL, MYMENSINGH, DHAKA, FARIDPUR, JASHORE, KUSHTIA, KHULNA, BARISHAL, PATUAKHALI, NOAKHALI, CUMILLA & CHATTOGRAM **WHEREIN RIVERPORTS SHALL HOIST CAUTIONARY SIGNAL NO. ONE (R) ONE**

Ref: <http://www.bmd.gov.bd/?/home>



Surface Wind Forecast- 23 Mar - 2020



Legend:



**Calm
Winds**



5 Knots



10 Knots



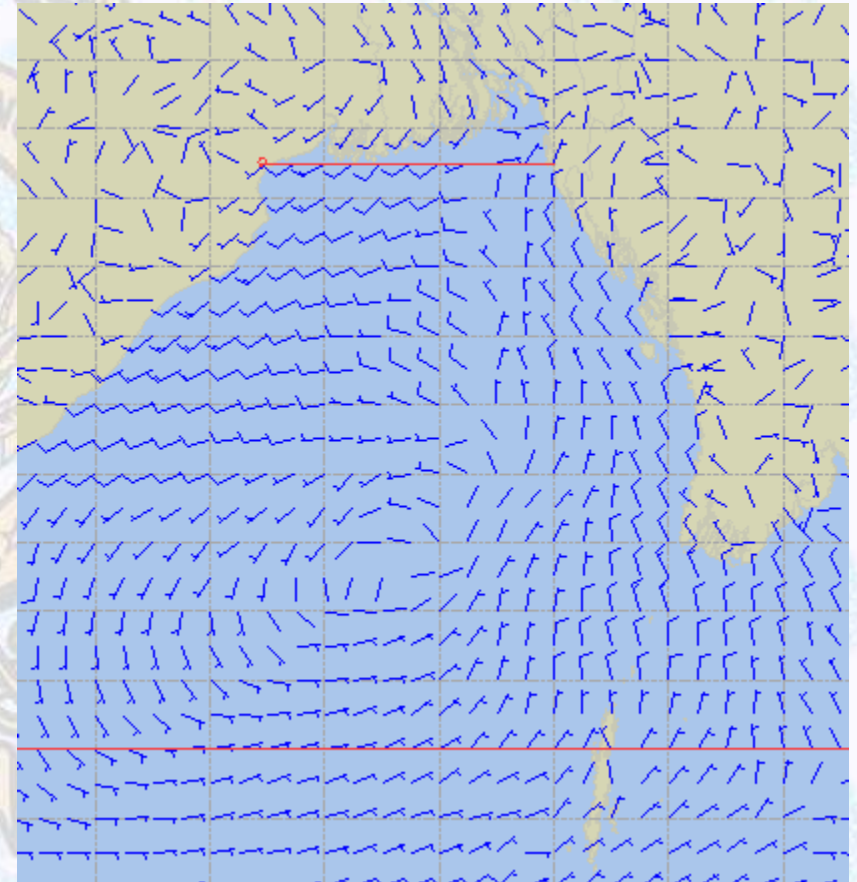
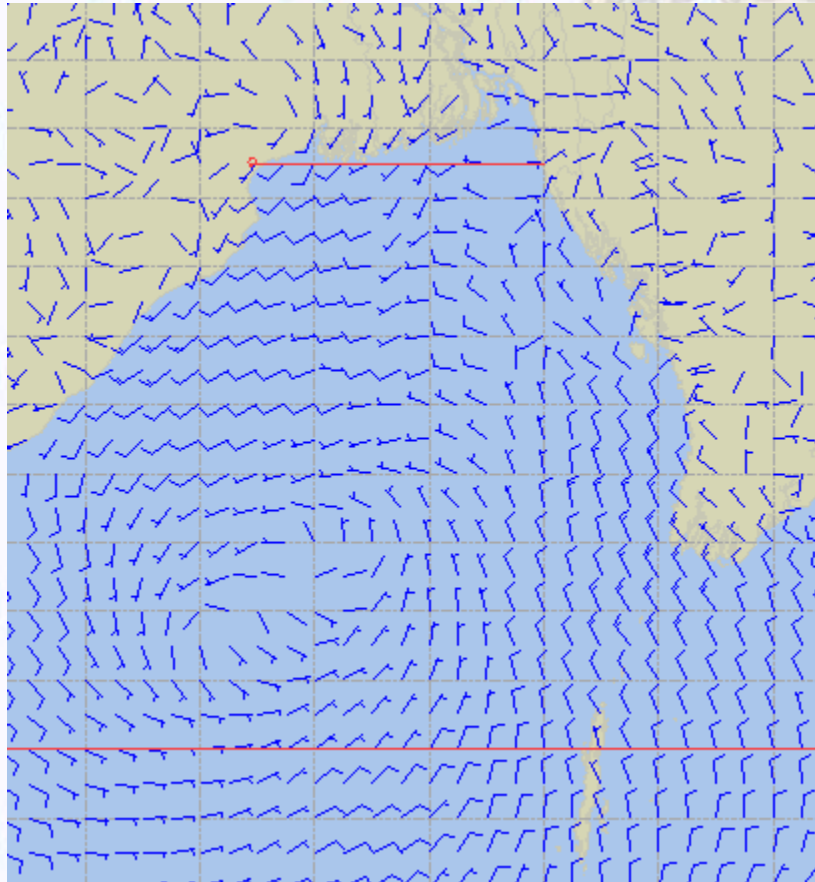
60 Knots



Surface Wind Forecast – 24 & 25 Mar - 2020

24 Mar 2020 Tuesday

25 Mar 2020 Wednesday



Legend:



Calm
Winds



5 Knots



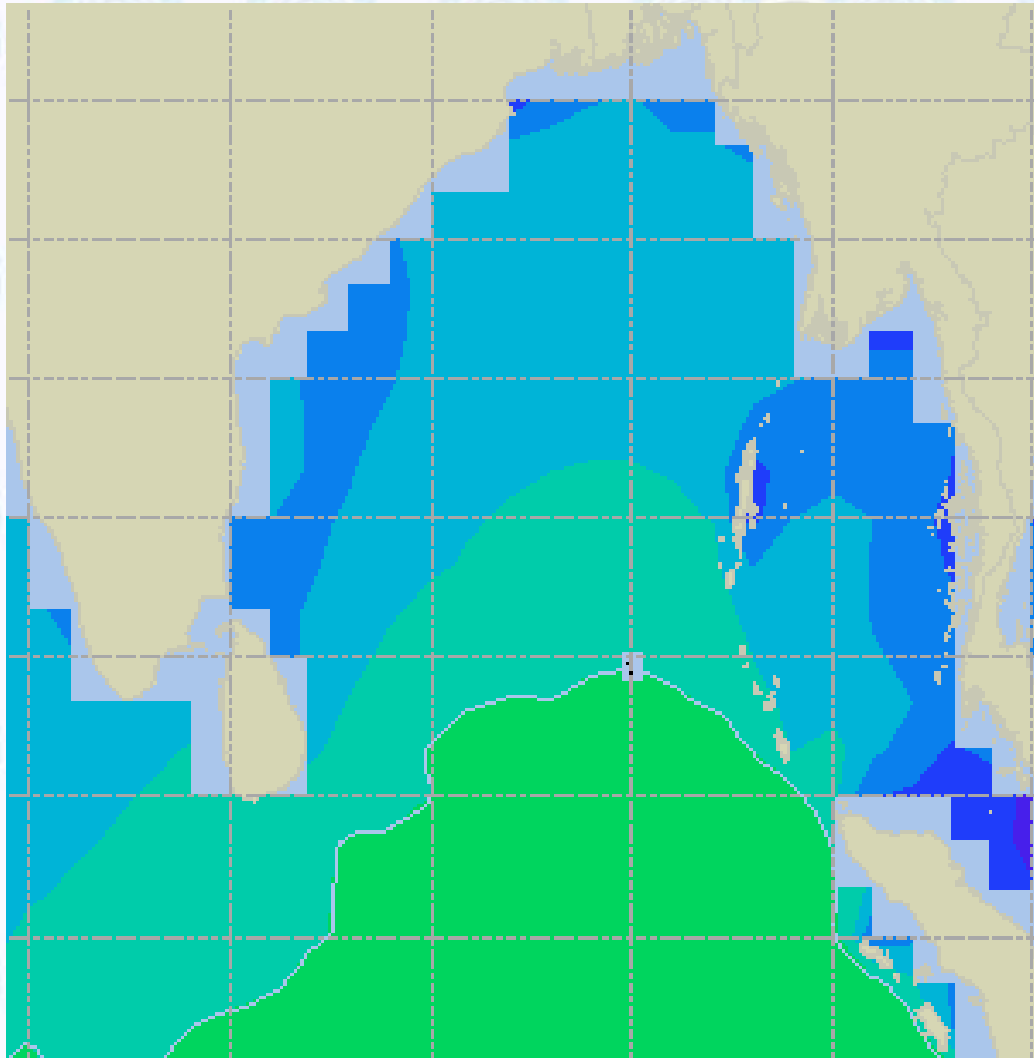
10 Knots



60 Knots



Sea State Forecast - 23 Mar - 2020



Sea State	Ht (m)
0	0-0.1
1	0-0.1
2	0.1-0.5
3	0.5-1.25
4	1.25-2.5
5	2.5-4.0
6	4-6
7	6-9
8	9-14
9	Over 14

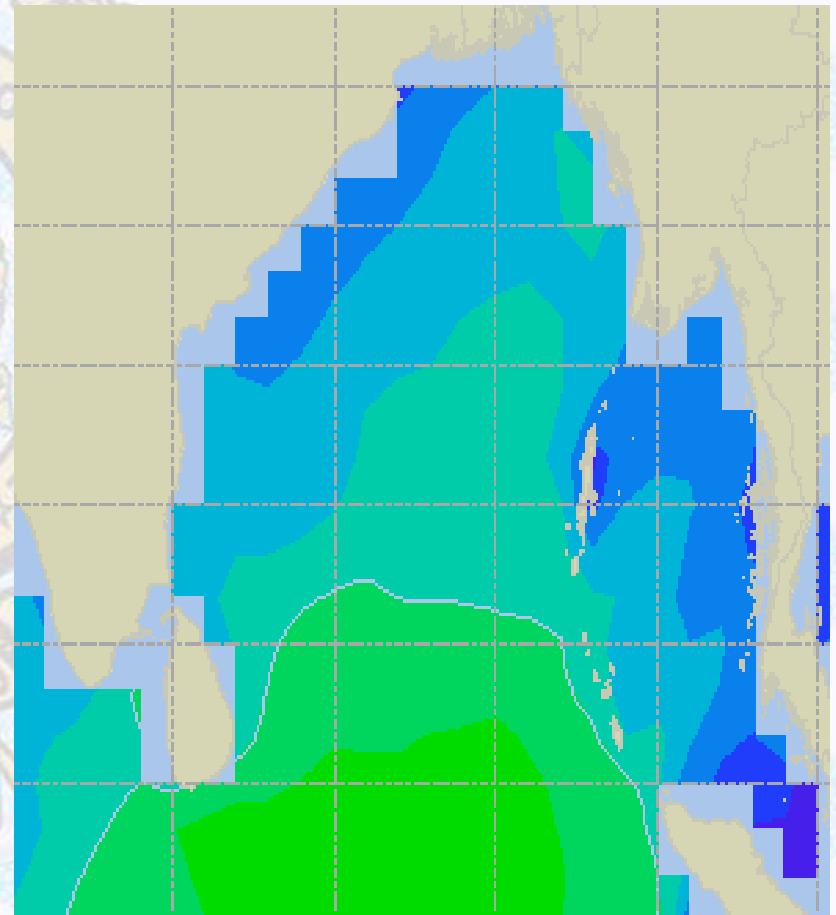
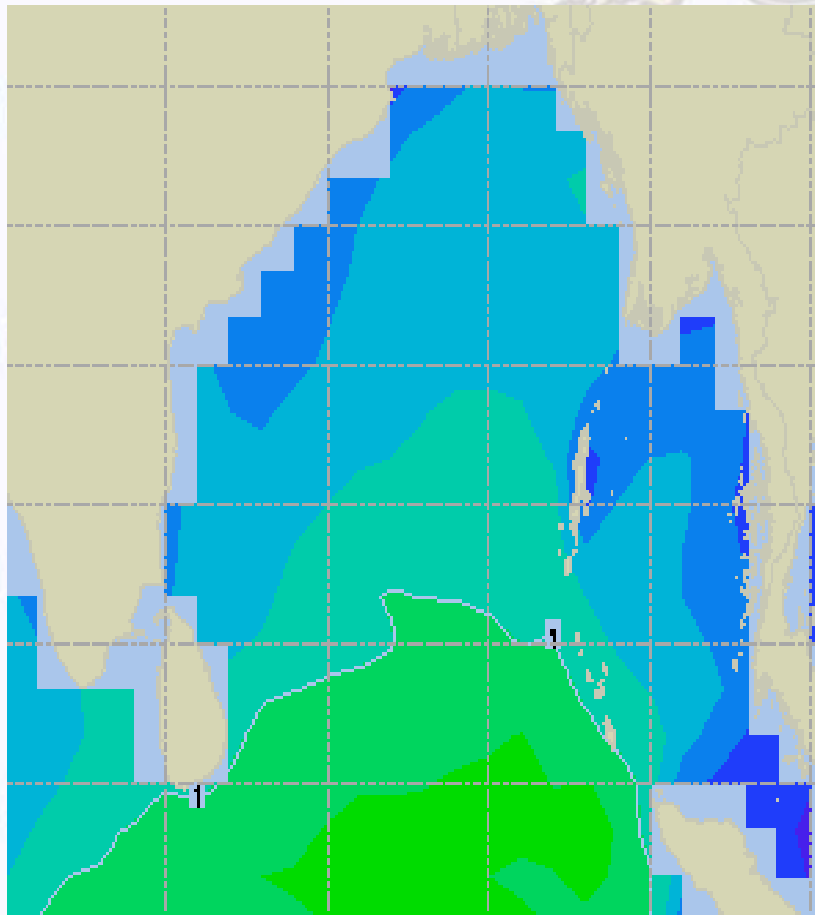




Sea State Forecast - 24 & 25 Mar - 2020

24 Mar 2020 Tuesday

25 Mar 2020 Wednesday

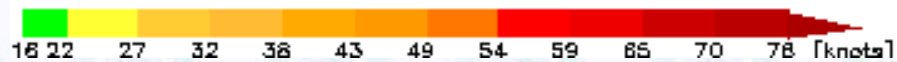
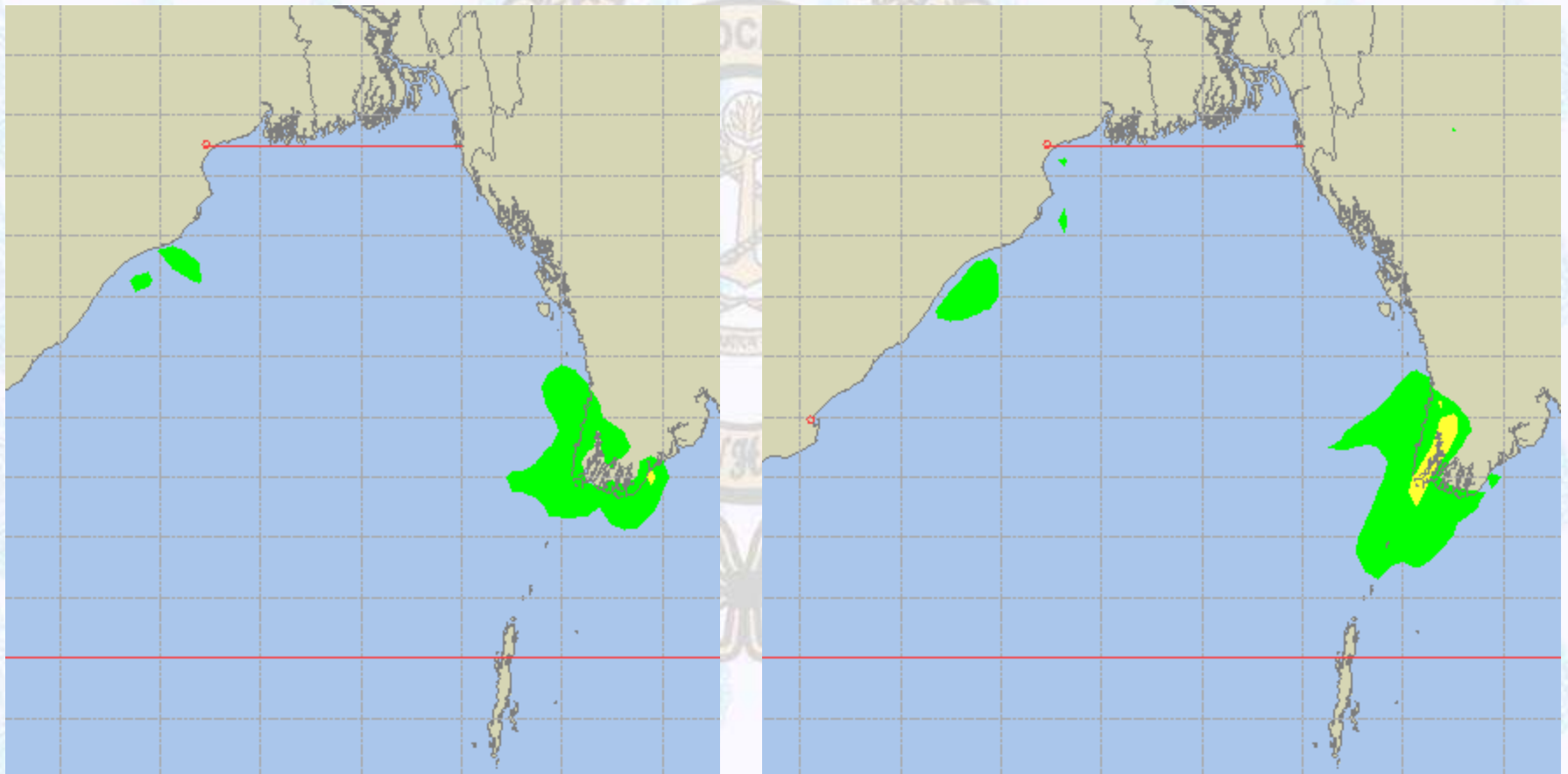




Peak Gusting Possibilities – 23 & 24 Mar - 2020

23 Mar 2020 Monday

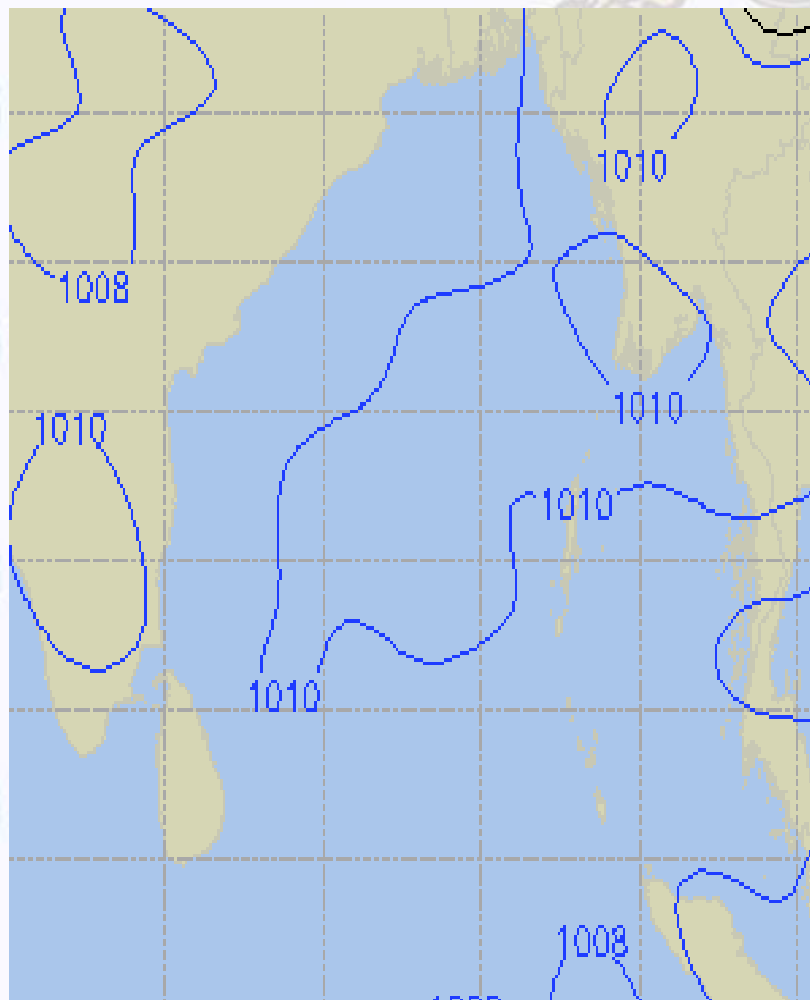
24 Mar 2020 Tuesday



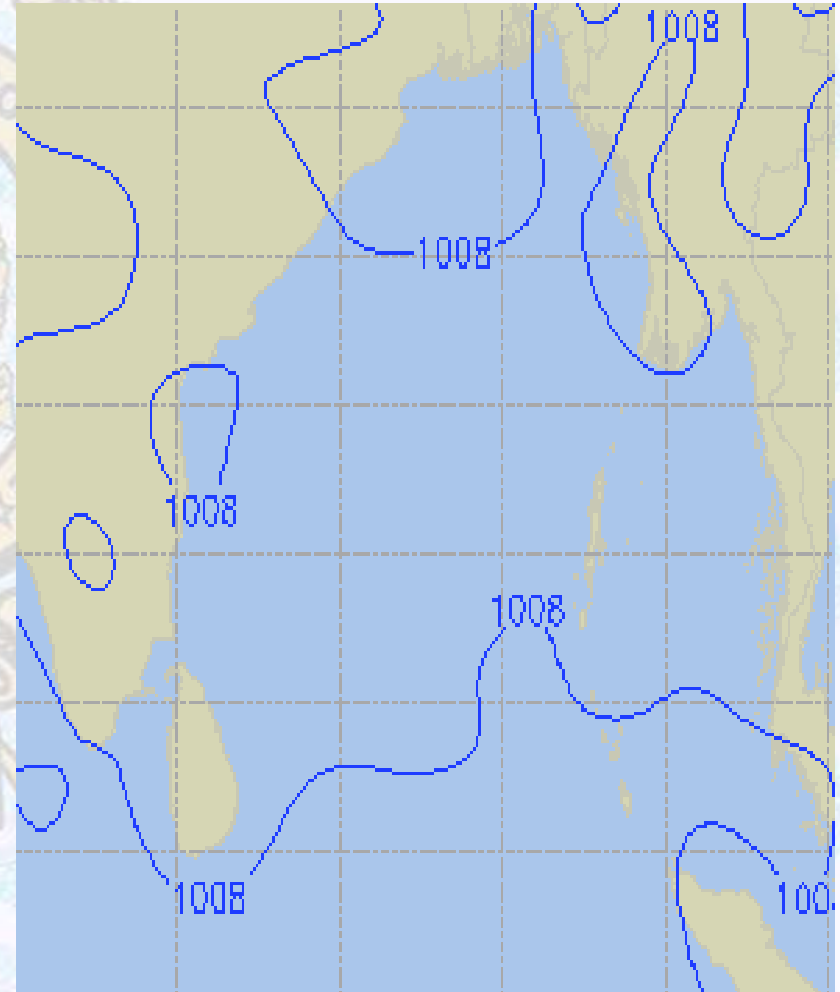


Surface Pressure forecast – 23 & 24 Mar - 2020

23 Mar 2020 Monday



24 Mar 2020 Tuesday

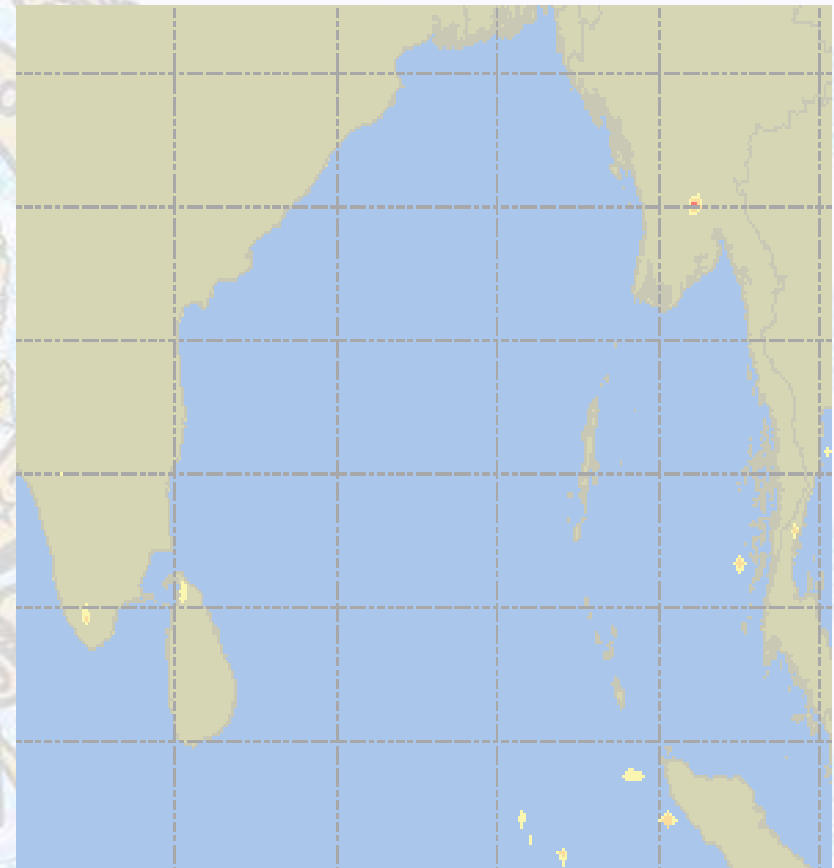
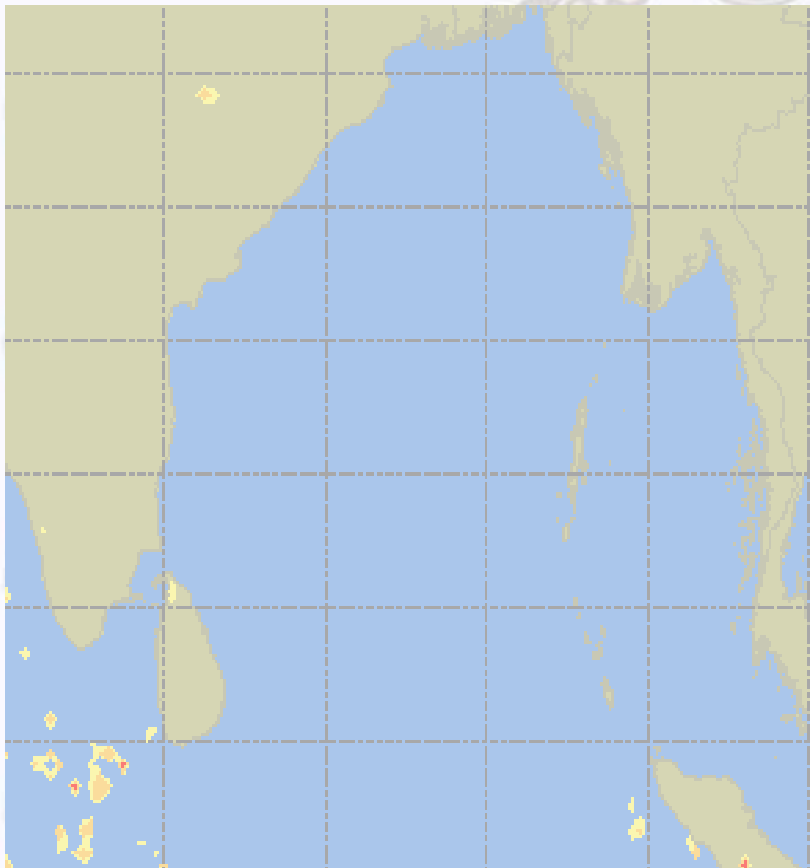




Visibility at Sea Forecast – 23 & 24 Mar - 2020

23 Mar 2020 Monday

24 Mar 2020 Tuesday



Visibility Scale:



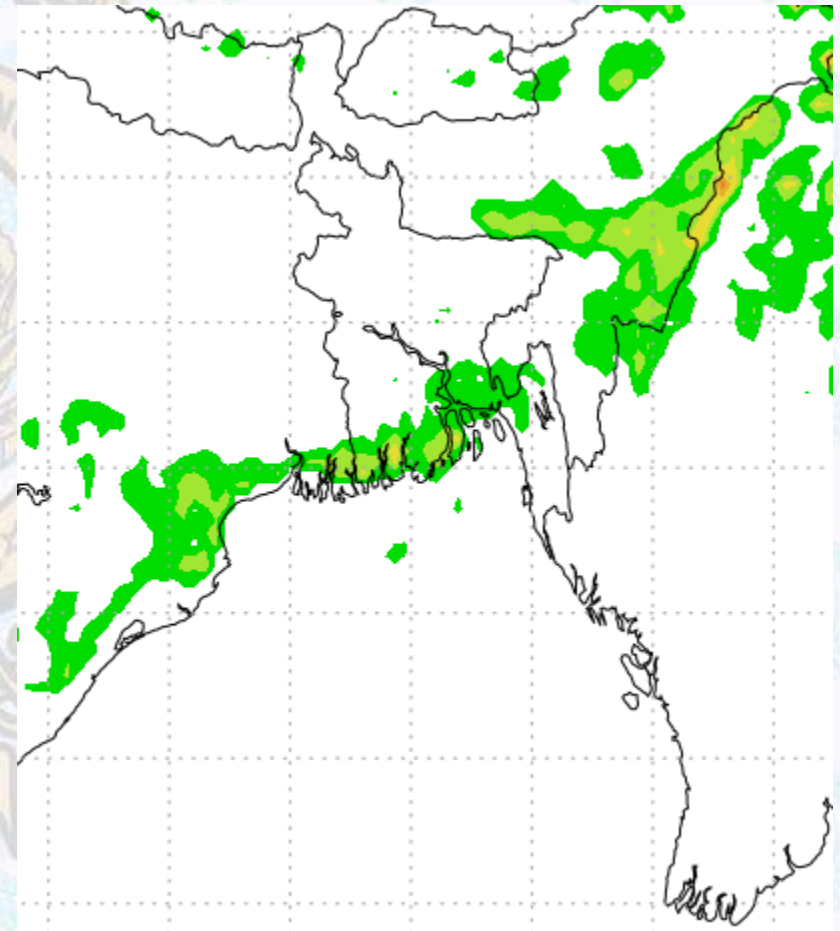
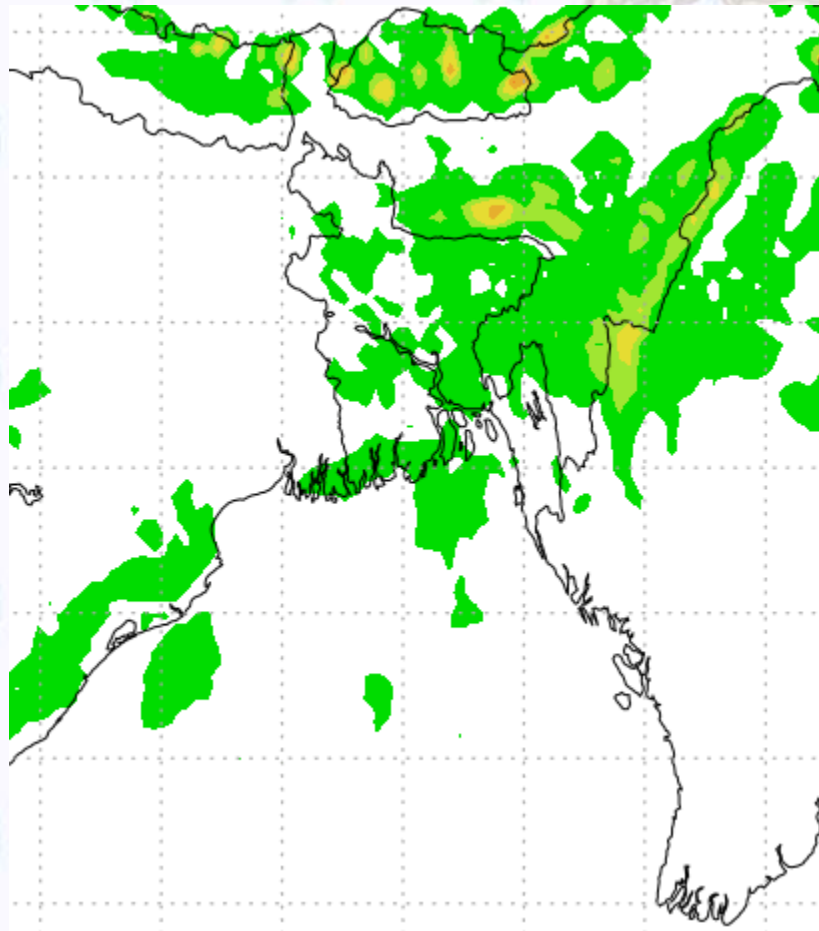
Ref (Slide 12-18): <http://www.weatheronline.co.uk/marine/weather?LEVEL>



Precipitation

Rain(mm) 23 & 24 Mar 2020

Rain(mm) 24 & 25 Mar 2020



Precipitation Scale (mm):





Tidal Information

KHAL NO. 10

COX'S BAZAR

HIRAN POINT

	Time	Height		Time	Height		Time	Height
23 Mar 2020	0041	4.15		0444	0.37		0438	0.47
	0712	0.45		1025	2.96		1038	2.68
	1304	4.11		1659	0.38		1646	0.51
	1920	0.56		2239	3.17		2246	2.76
24 Mar 2020	Time	Height		Time	Height		Time	Height
	0105	4.25		0517	0.28		0504	0.40
	0739	0.41		1056	3.11		1105	2.76
	1326	4.22		1731	0.31		1714	0.46
	1947	0.50		2310	3.24		2312	2.77
25 Mar 2020	Time	Height		Time	Height		Time	Height
	0127	4.32		0546	0.21		0529	0.35
	0802	0.37		1126	3.19		1130	2.80
	1347	4.30		1800	0.28		1741	0.45
	2012	0.47		2339	3.25		2337	2.74