



WEATHER FORECAST FOR BN

21 - 24 MAR 2020



WEATHER FORECAST – DHAKA

21.03.2020

Hourly	2 PM	4 PM	8 PM	11 PM
Temp. / Dew Point	33 / 15	32 / 15	26 / 17	24 / 18
Wind	9 km/h W	8 km/h WNW	7 km/h S	7 km/h SW
Humidity	34%	35%	59%	67%
Chance of Precip	1%	1%	8%	8%
Cloud Cover	38%	39%	50%	50%
Conditions	Partly Cloudy	Partly Cloudy	Partly Cloudy	Partly Cloudy
Sunrise Sunset	6: 02 AM 6: 11 PM			

Conditions

Pressure : 1010 hpa

Visibility : 12.87 km

Ref: <https://www.wunderground.com/weather/bd/dhaka>



WEATHER FORECAST – CHATTOGRAM

21.03.2020

Hourly	2 PM	4 PM	8 PM	11 PM
Temp. / Dew Point	30 / 22	29 / 22	26 / 22	25 / 23
Wind	15 km/h WSW	15 km/h WSW	11 km/h WSW	7 km/h W
Humidity	61%	64%	79%	91%
Chance of Precip.	1%	1%	2%	5%
Cloud Cover	59%	48%	39%	35%
Conditions	Partly Cloudy	Partly Cloudy	Partly Cloudy	Partly Cloudy
Sunrise Sunset	5: 57 AM 6: 05 PM			

Conditions

Pressure : 1012 hpa

Visibility : 4.02 Km

Ref: <https://www.wunderground.com/weather/bd/chittagong>



WEATHER FORECAST – KHULNA

21.03.2020

Hourly	2 PM	4 PM	8 PM	11 PM
Temp. / Dew Point	33 / 17	31 / 19	26 / 21	24 / 21
Wind	10 km/h SW	13 km/h SW	9 km/h SSW	6 km/h SW
Humidity	39%	47%	74%	82%
Chance of Precip.	1%	2%	12%	9%
Cloud Cover	35%	67%	51%	46%
Conditions	Partly Cloudy	Partly Cloudy	Partly Cloudy	Partly Cloudy
Sunrise Sunset	6: 07 AM 6: 15 PM			

Conditions

Pressure : 1010 hpa

Visibility : 16.09 Km

Ref: <https://www.wunderground.com/weather/bd/khulna>



GENERAL WEATHER FORECAST – DHAKA

Description	22 Mar 2020	23 Mar 2020	24 Mar 2020
Temperature (C)	29° C/ 19° C	31° C/ 20° C	32° C/ 21° C
Summary	Sunny/Partly Cloudy	Sunny	Sunny
Sun Rise/Set	6h00m00s/18h10m30s	5h58m54s/18h11m00s	5h57m48s/18h11m36s
Day Length	12h10m30s	12h12m06s	12h13m48s
Moon Rise/ Set	4:59AM 3:32PM	5:33AM 5:23PM	6:06AM 6:12PM
Moon Phase/ illu	Waning Crescent, 2%	Waning Crescent, 0%	New Moon, 0%
NauticalTwilight	0511,1859	0511,1858	0512,1859
Civil Twilight	0537,1833	0537,1833	0538,1832
Humidity	D : 67% N : 84%	D : 63% N : 77%	D : 59% N : 73%
Barometer (mb)	1011	1012	1010
Visibility	Good	Good	Good
Precip Chance	50%	10%	10%
Wind (mph)	10 Km/h SSW	10 Km/h W	10 Km/h W

Ref: <https://weather.com/weather/5day//BGXX0003:1:BG>



GENERAL WEATHER FORECAST – CHATTOGRAM

Description	22 Mar 2020	23 Mar 2020	24 Mar 2020
Temperature (C)	29°C/ 20°C	29°C/ 20°C	30°C/ 21°C
Summary	Sunny/Partly Cloudy	Sunny/Partly Cloudy	Sunny/Partly Cloudy
Sun Rise/Set	5h54m30s/18h04m30s	5h53m24s/18h05m06s	5h52m18s/18h05m36s
Day Length	12h10m00s	12h11m42s	12h13m18s
Moon Rise/ Set	4:51AM 3:27PM	5:26AM 5:18PM	6:00AM 6:06PM
Moon Phase/ illu	Waning Crescent, 2%	Waning Crescent, 0%	New Moon, 0%
Nautical Twilight	0506, 1851	0506, 1852	0507, 1852
Civil Twilight	0532, 1825	0532, 1825	0533, 1826
Humidity	D : 71% N : 91%	D : 70% N : 93%	D : 67% N : 90%
Barometer (mb)	1012	1012	1011
Visibility	Good	Good	Good
Precip Chance	20%	10%	10%
Wind (mph)	12 Km/h WNW	15 Km/h SW	12 Km/h W

Ref: <https://weather.com/weather/5day//BGXX0002:1:BG>



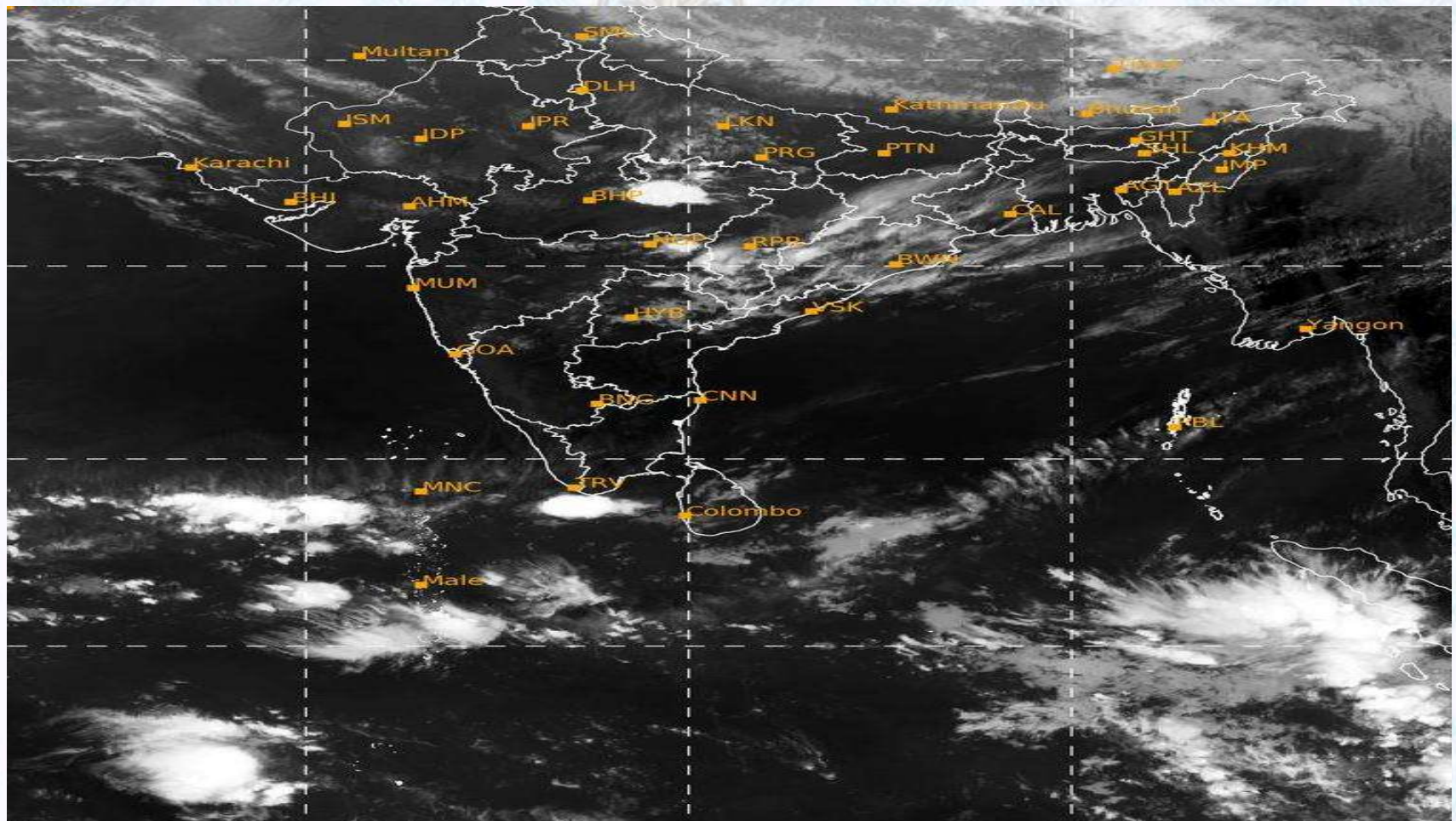
GENERAL WEATHER FORECAST – KHULNA

Description	22 Mar 2020	23 Mar 2020	24 Mar 2020
Temperature(C)	29°C/ 20°C	30°C/ 20°C	32°C/ 21°C
Summary	Sunny/Partly Cloudy	Sunny	Sunny
Sun Rise/Set	6h03m30s/18h13m42s	6h02m30s/18h14m18s	6h01m24s/18h14m54s
Day Length	12h10m12s	12h11m48s	12h13m30s
Moon Rise/Set	5:01AM 4:37PM	5:37AM 5:28PM	6:10AM 6:17PM
Moon Phase/illu	Waning Crescent, 2%	Waning Crescent, 0%	New Moon, 0%
Nautical Twilight	0515, 1902	0515, 1902	0513, 1903
Civil Twilight	0541, 1836	0540, 1836	0539, 1836
Humidity	D : 68% N : 84%	D : 65% N : 75%	D : 57% N : 73%
Barometer (mb)	1012	1012	1010
Visibility	Good	Good	Good
Precip Chance	50%	10%	10%
Wind (mph)	11 km/h WSW	10 km/h NW	10 km/h W

Ref: <https://weather.com/weather/5day//BGXX0005:1:BG>



SATELLITE VIEW OF BAY OF BENGAL

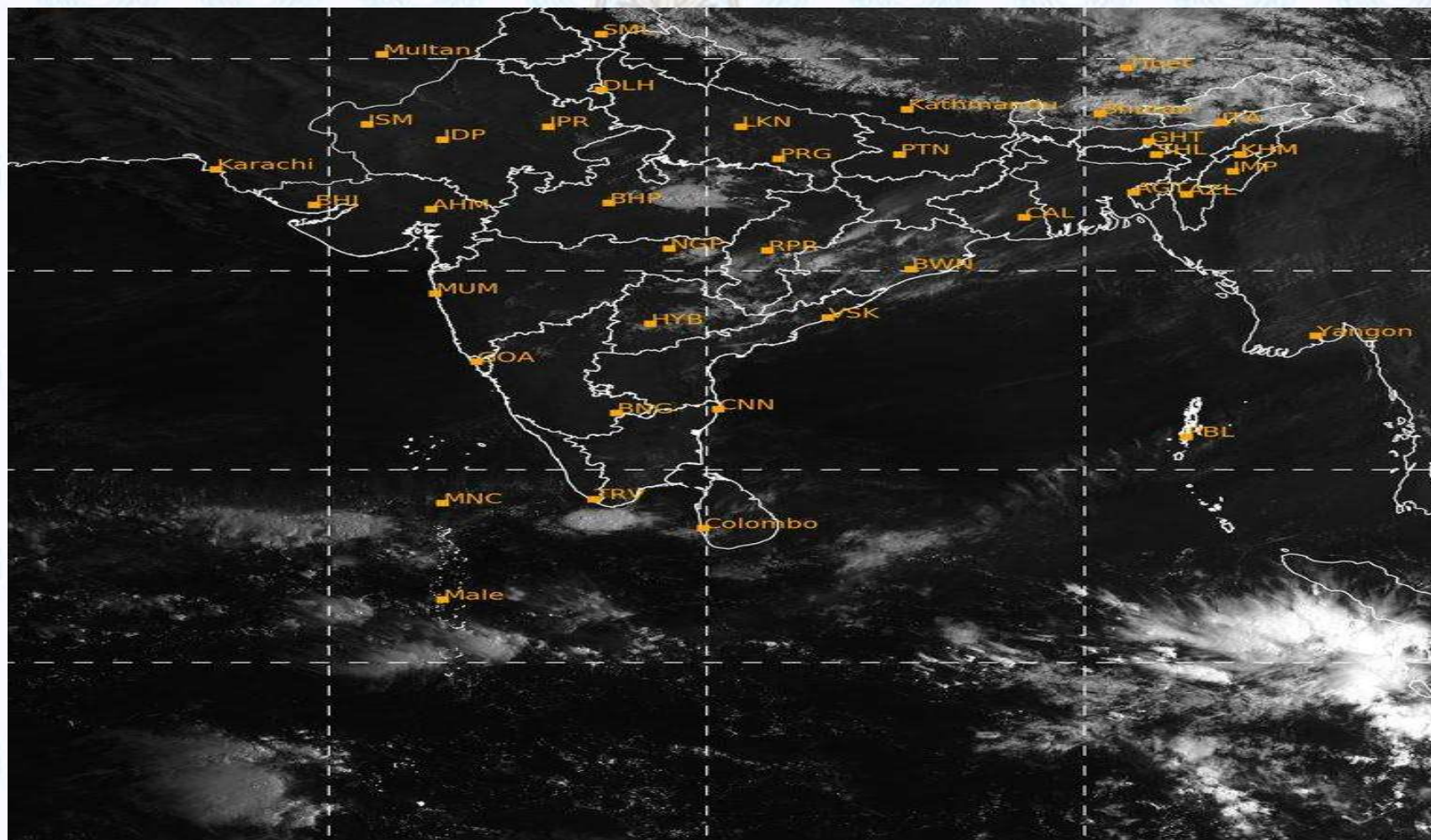


21/03/2020, 10:00 UTC MATSAT-IR

Ref: <http://satellite.imd.gov.in/insat.htm>



SATELLITE VIEW OF BAY OF BENGAL



21/03/2020, 10:00 MATSAT-VIS

Ref: <http://satellite.imd.gov.in/insat.htm>



Fleet Forecast Sea Area C-90 (Valid for 12 Hrs Commencing 1000 UTC of 21.03.2020)

Part One	NO STORM WARNING.	
Part Two	SEASONAL LOW LIES OVER SOUTH BAY.	
Part Three	Weather	TEMPORARY RAIN/THUNDER SHOWERS OVER AREA C-90.
	Wind	WEST/ NORTH-WESTERLY, 08-15 KTS. TEMPORARY GUSTING TO 22 KTS OR MORE.
	Visibility	03-05 KMS, REDUCING TO 1500 M OR LESS IN RAIN/SHOWERS.
	Outlook	FOR SUBSEQUENT 12 HOURS: LITTLE CHANGE.
	MSL Pressure	AT =21,0000 UTC. CHATTOGRAM =1012HPA



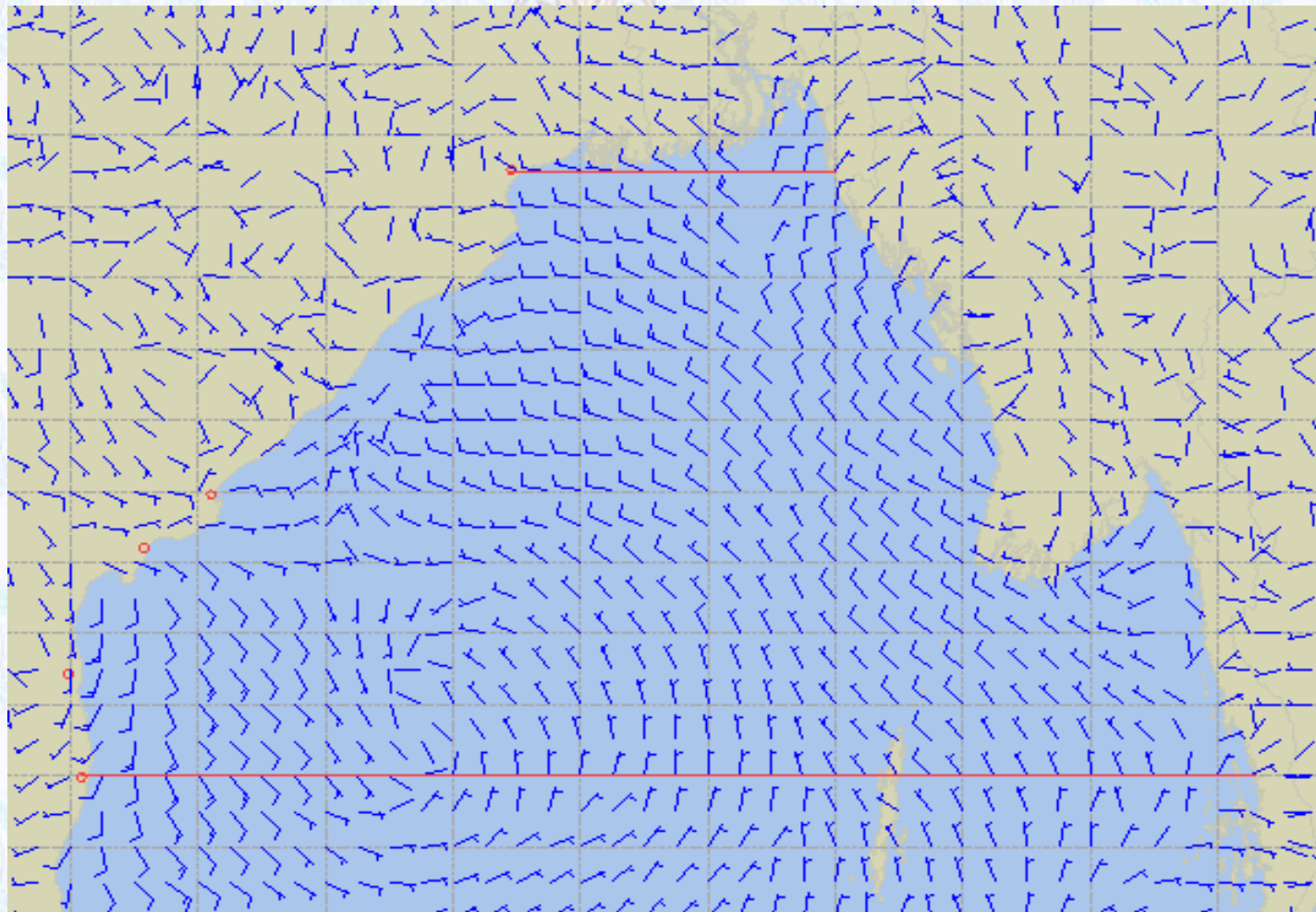
Inland River Port Warning (VALID TILL 06 PM OF 21.03.2020)

RAIN/THUNDER SHOWERS ACCOMPANIED BY TEMPORARY **WEST/NORTH-WESTERLY** GUSTY/SQUALLY WIND SPEED **45-60** KPH IS LIKELY TO OCCUR OVER THE REGIONS OF DHAKA, FARIDPUR, MADARIPUR, JASHORE, KUSHTIA, KHULNA, BARISAL, PATUAKAHLI, NOAKHALI, CUMILLA, CHATTOGRAM, COX'S BAZAR AND SYLHET WHEREIN RIVERPORTS SHALL HOIST CAUTIONARY SIGNAL NO. **ONE (R) ONE.**

Ref: <http://www.bmd.gov.bd/?/home>



Surface Wind Forecast- 22 Mar - 2020



Legend:



**Calm
Winds**



5 Knots



10 Knots



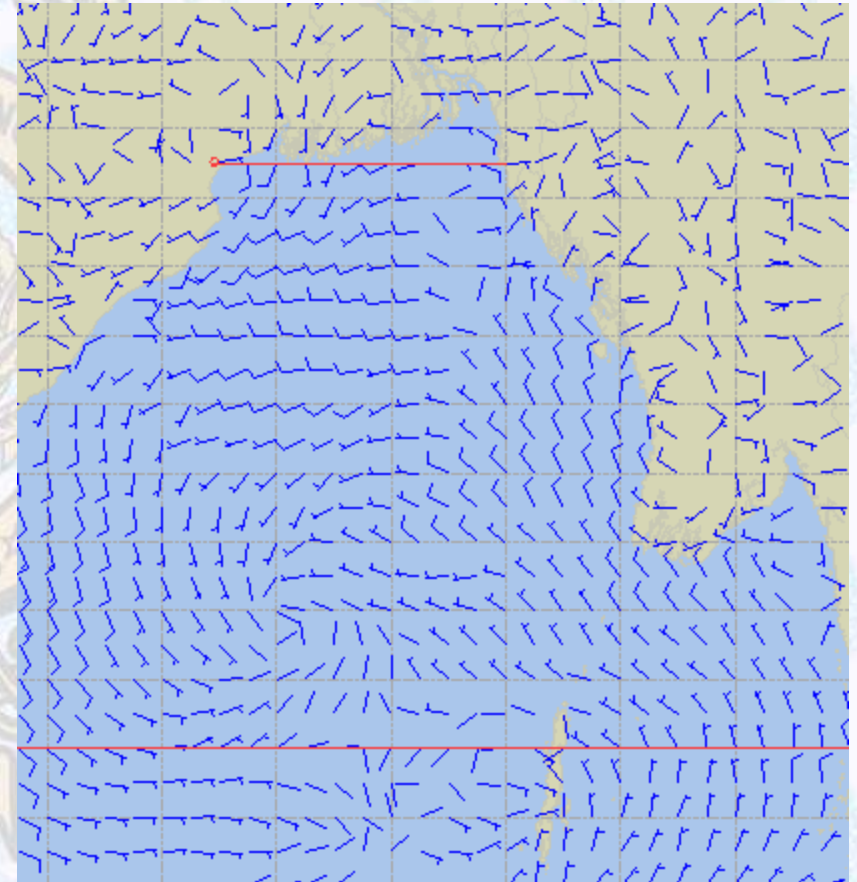
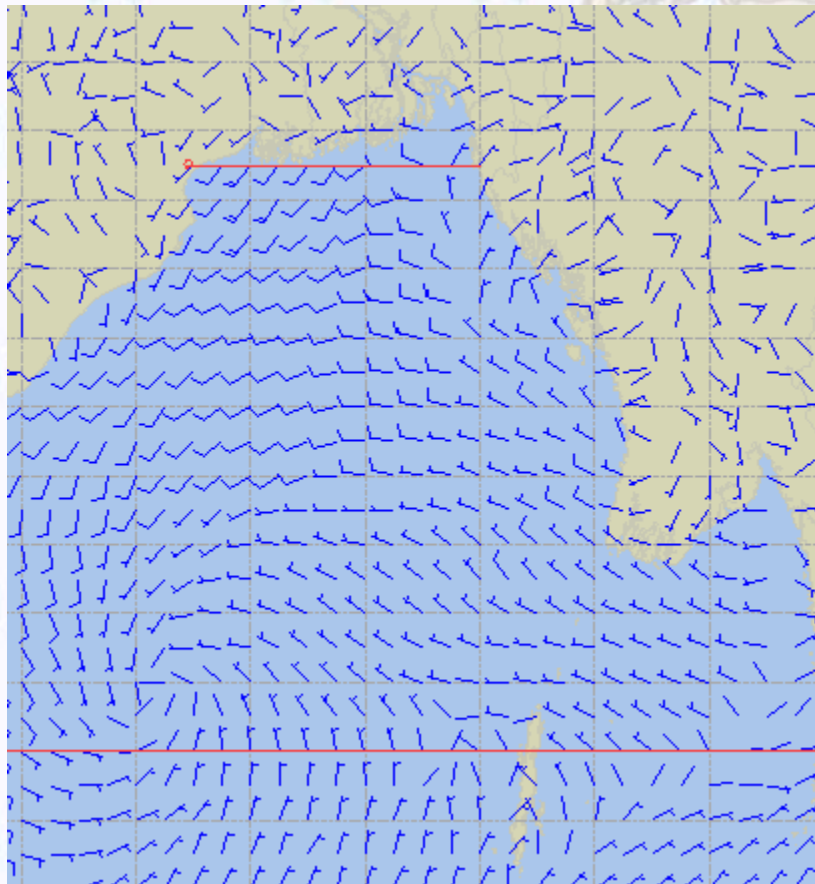
60 Knots



Surface Wind Forecast – 23 & 24 Mar - 2020

23 Mar 2020 Monday

24 Mar 2020 Tuesday



Legend:



Calm
Winds



5 Knots



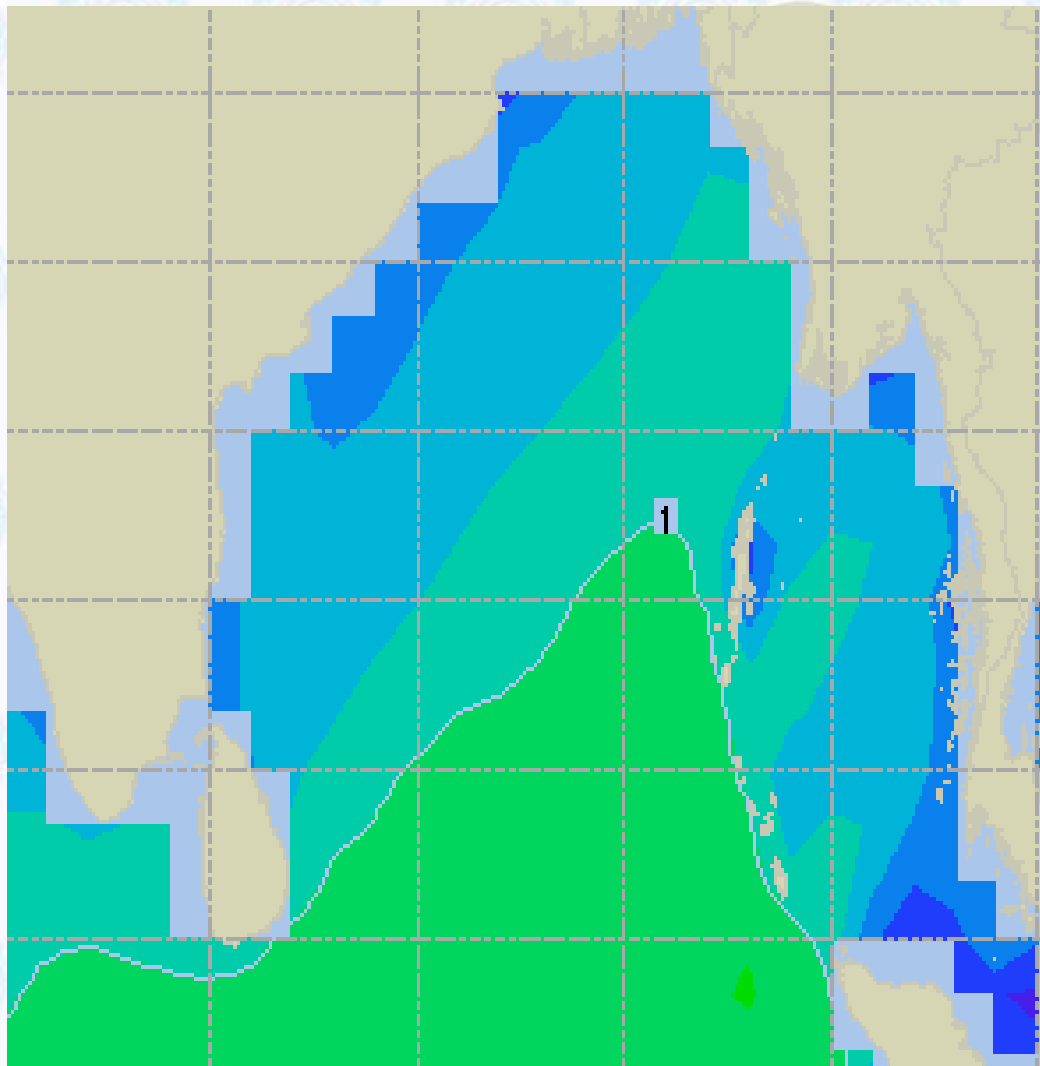
10 Knots



60 Knots



Sea State Forecast - 22 Mar - 2020



Sea State	Ht (m)
0	0-0.1
1	0-0.1
2	0.1-0.5
3	0.5-1.25
4	1.25-2.5
5	2.5-4.0
6	4-6
7	6-9
8	9-14
9	Over 14

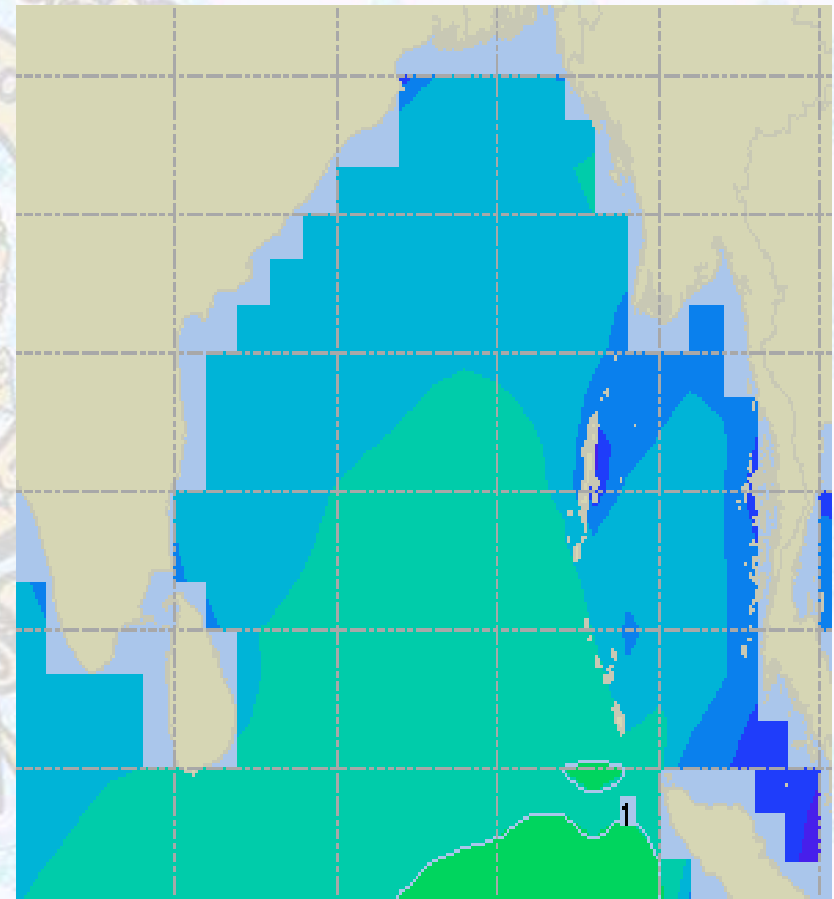
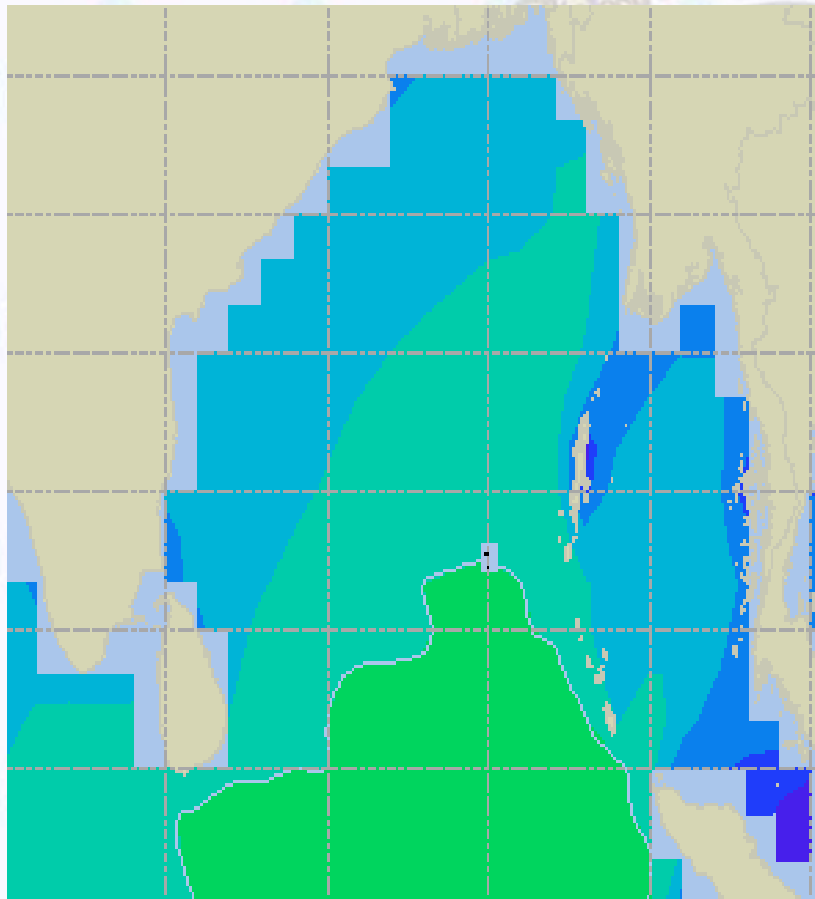




Sea State Forecast - 23 & 24 Mar - 2020

23 Mar 2020 Monday

24 Mar 2020 Tuesday

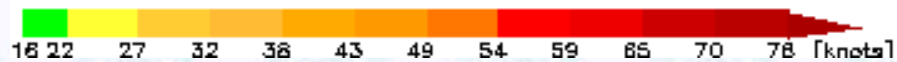
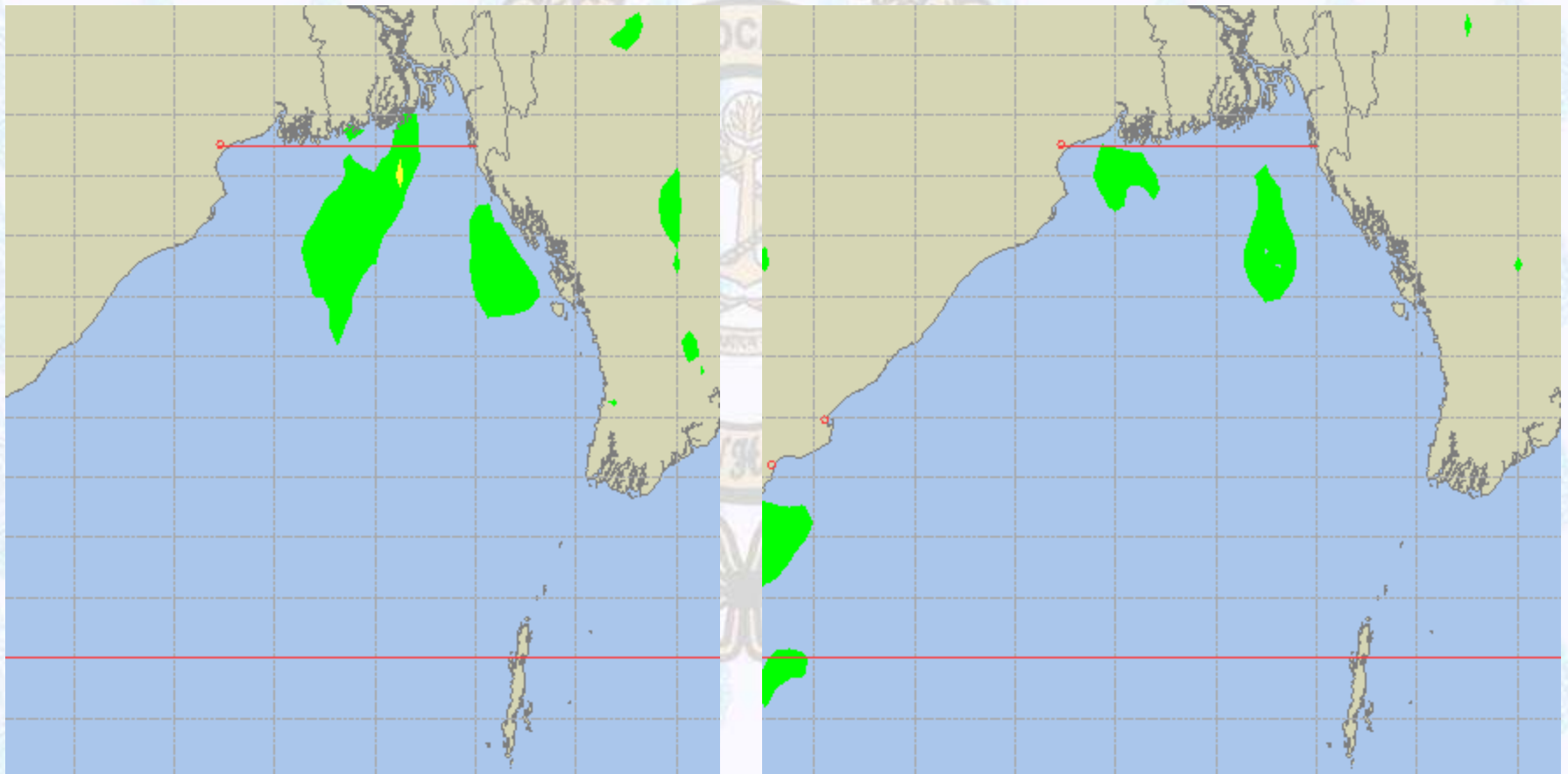




Peak Gusting Possibilities – 22 & 23 Mar - 2020

22 Mar 2020 Sunday

23 Mar 2020 Monday

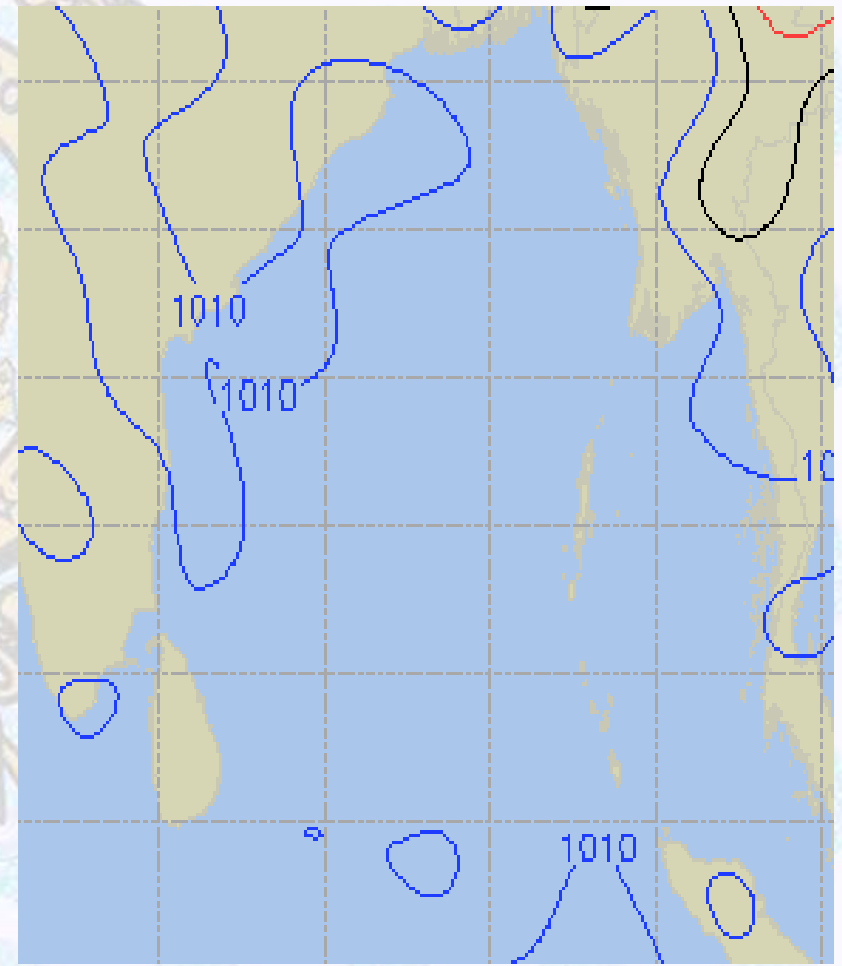
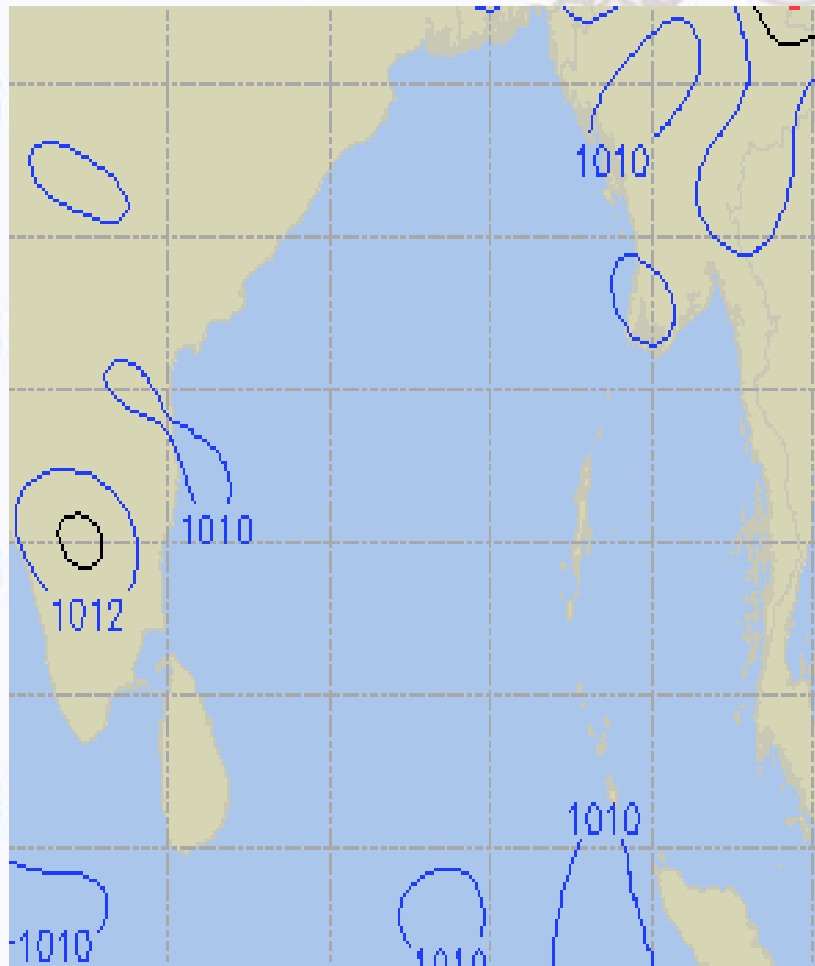




Surface Pressure forecast – 22 & 23 Mar - 2020

22 Mar 2020 Sunday

23 Mar 2020 Monday

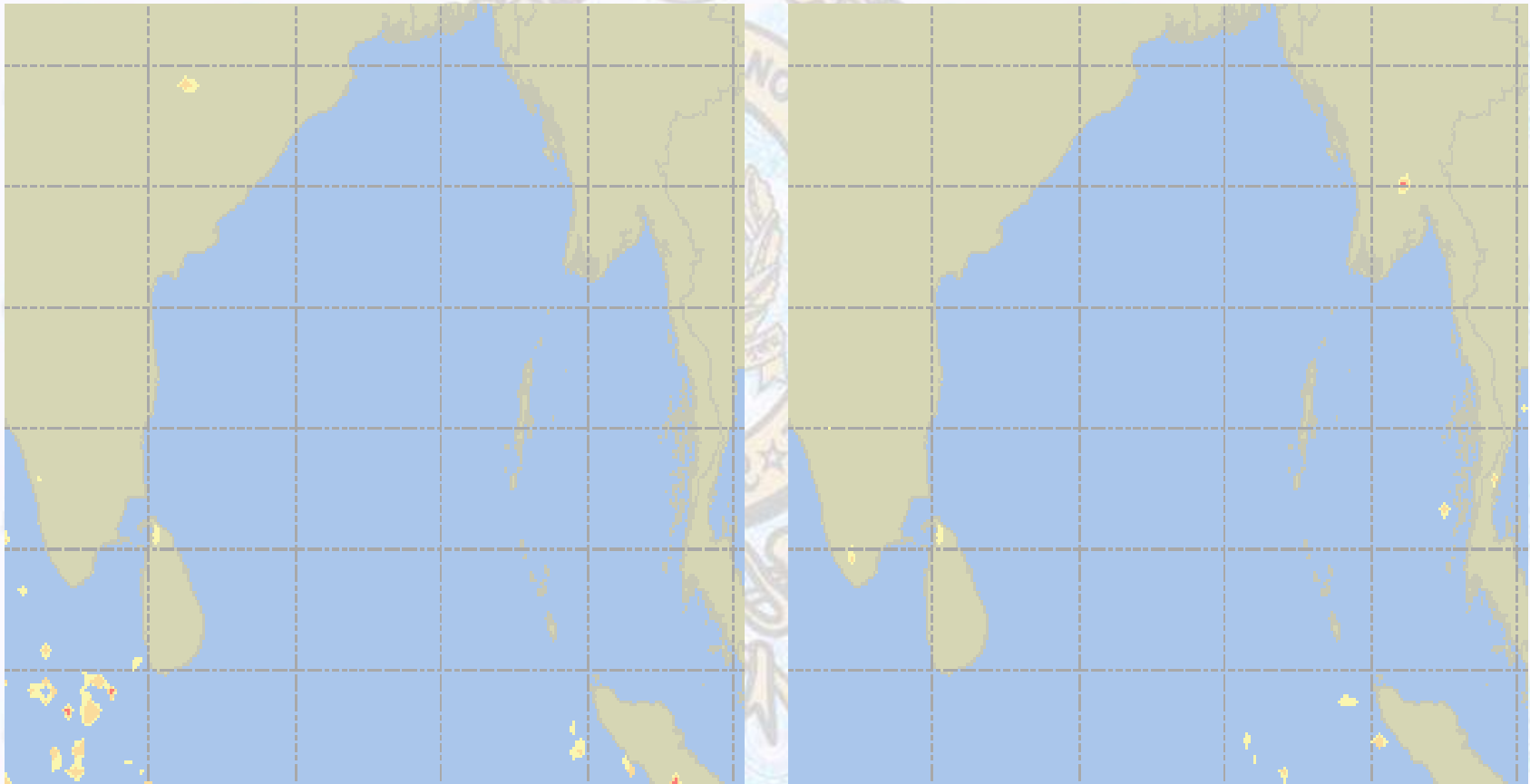




Visibility at Sea Forecast – 22 & 23 Mar - 2020

22 Mar 2020 Sunday

23 Mar 2020 Monday



Visibility Scale:



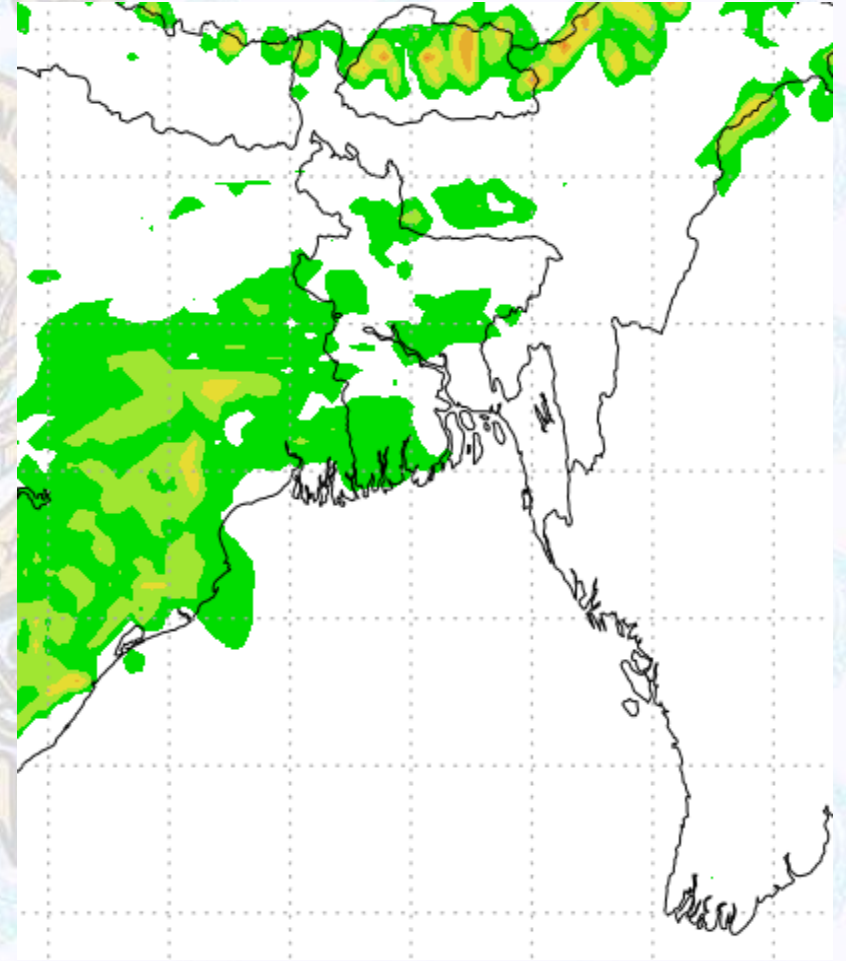
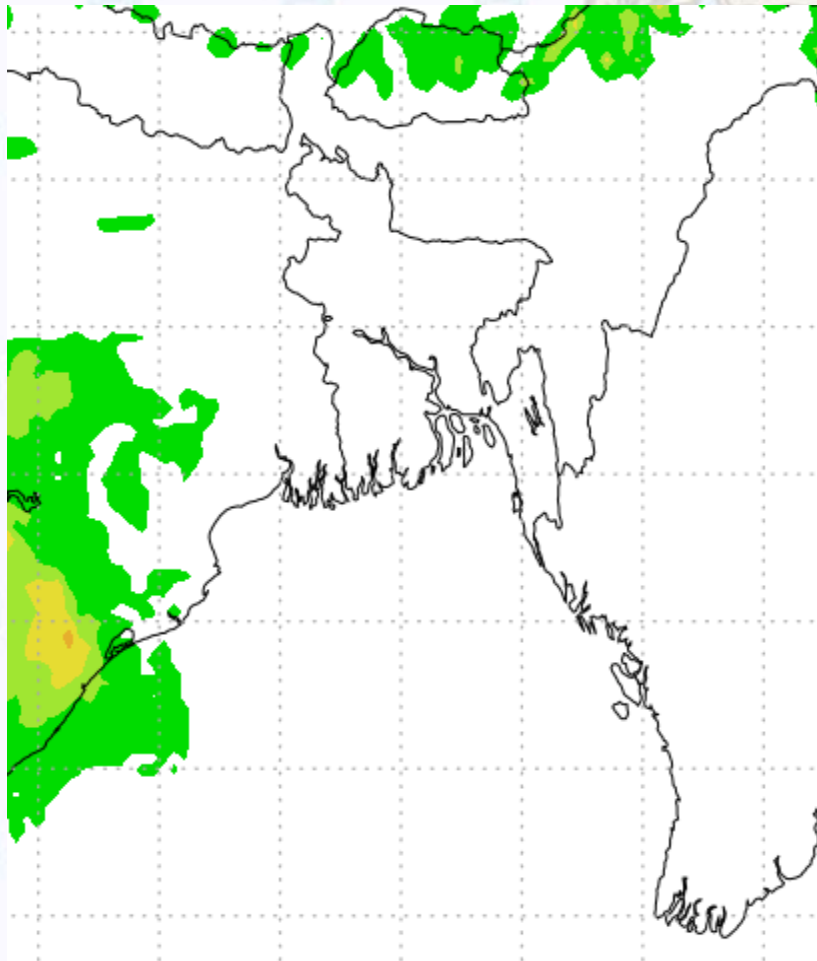
Ref (Slide 12-18): <http://www.weatheronline.co.uk/marine/weather?LEVEL>



Precipitation

Rain(mm) 22 & 23 Mar 2020

Rain(mm) 23 & 24 Mar 2020



Precipitation Scale (mm):





Tidal Information

KHAL NO. 10

COX'S BAZAR

HIRAN POINT

	Time	Height		Time	Height		Time	Height
22 Mar 2020	0012	4.03		0409	0.50		0408	0.57
	0642	0.50		0952	2.76		1009	2.57
	1239	3.96		1624	0.48		1614	0.59
	1851	0.65		2205	3.02		2218	2.73
23 Mar 2020	Time	Height		Time	Height		Time	Height
	0041	4.15		0444	0.37		0438	0.47
	0712	0.45		1025	2.96		1038	2.68
	1304	4.11		1659	0.38		1646	0.51
	1920	0.56		2239	3.17		2246	2.76
24 Mar 2020	Time	Height		Time	Height		Time	Height
	0105	4.25		0517	0.28		0504	0.40
	0739	0.41		1056	3.11		1105	2.76
	1326	4.22		1731	0.31		1714	0.46
	1947	0.50		2310	3.24		2312	2.77