



WEATHER FORECAST FOR BN

08 - 11 MAR 2020





WEATHER FORECAST – DHAKA

08.03.2020

Hourly	2 PM	4 PM	8 PM	11 PM
Temp. / Dew Point	29 / 20	28 / 19	24 / 19	22 / 19
Wind	13 km/h W	12 km/h W	5 km/h S	2 km/h WSW
Humidity	60%	57%	70%	81%
Chance of Precip	1%	1%	3%	4%
Cloud Cover	20%	29%	3%	13%
Conditions	Sunny	Sunny	Clear	Clear
Sunrise Sunset	6: 15 AM 6: 05 PM			

Conditions

Pressure : 1011 hpa

Visibility : 14.48 km

Ref: <https://www.wunderground.com/weather/bd/dhaka>



WEATHER FORECAST – CHATTOGRAM

08.03.2020

Hourly	2 PM	4 PM	8 PM	11 PM
Temp. / Dew Point	27 / 21	27 / 22	24 / 22	23 / 22
Wind	11 km/h WSW	12 km/h WSW	7 km/h WSW	3 km/h WSW
Humidity	68%	73%	89%	98%
Chance of Precip.	1%	1%	6%	8%
Cloud Cover	17%	14%	11%	5%
Conditions	Sunny	Sunny	Clear	Clear
Sunrise Sunset	6: 09 AM 6: 00 PM			

Conditions

Pressure : 1014 hpa

Visibility : 16.09 Km

Ref: <https://www.wunderground.com/weather/bd/chittagong>



WEATHER FORECAST – KHULNA

08.03.2020

Hourly	2 PM	4 PM	8 PM	11 PM
Temp. / Dew Point	28 / 22	28 / 21	25 / 21	23 / 21
Wind	10 km/h WNW	10 km/h W	5 km/h SSW	5 km/h SW
Humidity	69%	66%	80%	88%
Chance of Precip.	7%	14%	3%	6%
Cloud Cover	44%	38%	12%	11%
Conditions	Sunny	Sunny	Clear	Clear
Sunrise Sunset	6: 19 AM 6: 10 PM			

Conditions

Pressure : 1012 hpa

Visibility : 14.48 Km

Ref: <https://www.wunderground.com/weather/bd/khulna>



GENERAL WEATHER FORECAST – DHAKA

Description	09 Mar 2020	10 Mar 2020	11 Mar 2020
Temperature (C)	30 °C / 17 °C	31 °C / 18 °C	32 °C / 20 °C
Summary	Partly Cloudy/ Sunny	Partly Cloudy/ Sunny	Partly Cloudy/ Sunny
Sun Rise/Set	6h13m00s/18h05m18s	6h12m06s/18h05m42s	6h11m06s/18h06m00s
Day Length	11h52m18s	11h53m36s	11h54m54s
Moon Rise/ Set	5:46PM 5:59AM	6:52PM 6:43AM	7:58PM 7:27AM
Moon Phase/ illu	Full Moon, 99%	Full Moon, 99%	Waning Gibbous, 96%
NauticalTwilight	0524,1853	0523,1854	0522,1854
Civil Twilight	0550,1827	0549,1828	0548,1828
Humidity	D : 55% N : 69%	D : 46% N : 64%	D : 48% N : 65%
Barometer (mb)	1011	1011	1011
Visibility	Moderate	Moderate	Moderate
Precip Chance	10%	1%	1%
Wind (mph)	13 Km/h WNW	10 Km/h WNW	9 Km/h WSW

Ref: <https://weather.com/weather/5day//BGXX0003:1:BG>



GENERAL WEATHER FORECAST– CHATTOGRAM

Description	09 Mar 2020	10 Mar 2020	11 Mar 2020
Temperature (C)	30°C/ 17°C	30°C/ 17°C	31°C/ 20°C
Summary	Partly Cloudy/ Sunny	Partly Cloudy/ Sunny	Partly Cloudy/ Sunny
Sun Rise/Set	6h06m36s/18h00m00s	6h05m48s/18h00m24s	6h04m54s/18h00m42s
Day Length	11h53m24s	11h54m36s	11h55m48s
Moon Rise/ Set	5:42PM 5:51AM	6:46PM 6:36AM	7:51PM 7:20AM
Moon Phase/ illu	Full Moon, 99%	Full Moon, 99%	Waning Gibbous, 96%
NauticalTwilight	0518, 1848	0517, 1848	0516, 1848
Civil Twilight	0544, 1822	0543, 1822	0542, 1822
Humidity	D : 65% N : 73%	D : 52% N : 74%	D : 52% N : 71%
Barometer (mb)	1012	1011	1011
Visibility	Moderate	Moderate	Moderate
Precip Chance	10 %	1 %	1 %
Wind (mph)	12 Km/h NNW	13 Km/h NW	10 Km/h NW

Ref: <https://weather.com/weather/5day//BGXX0002:1:BG>



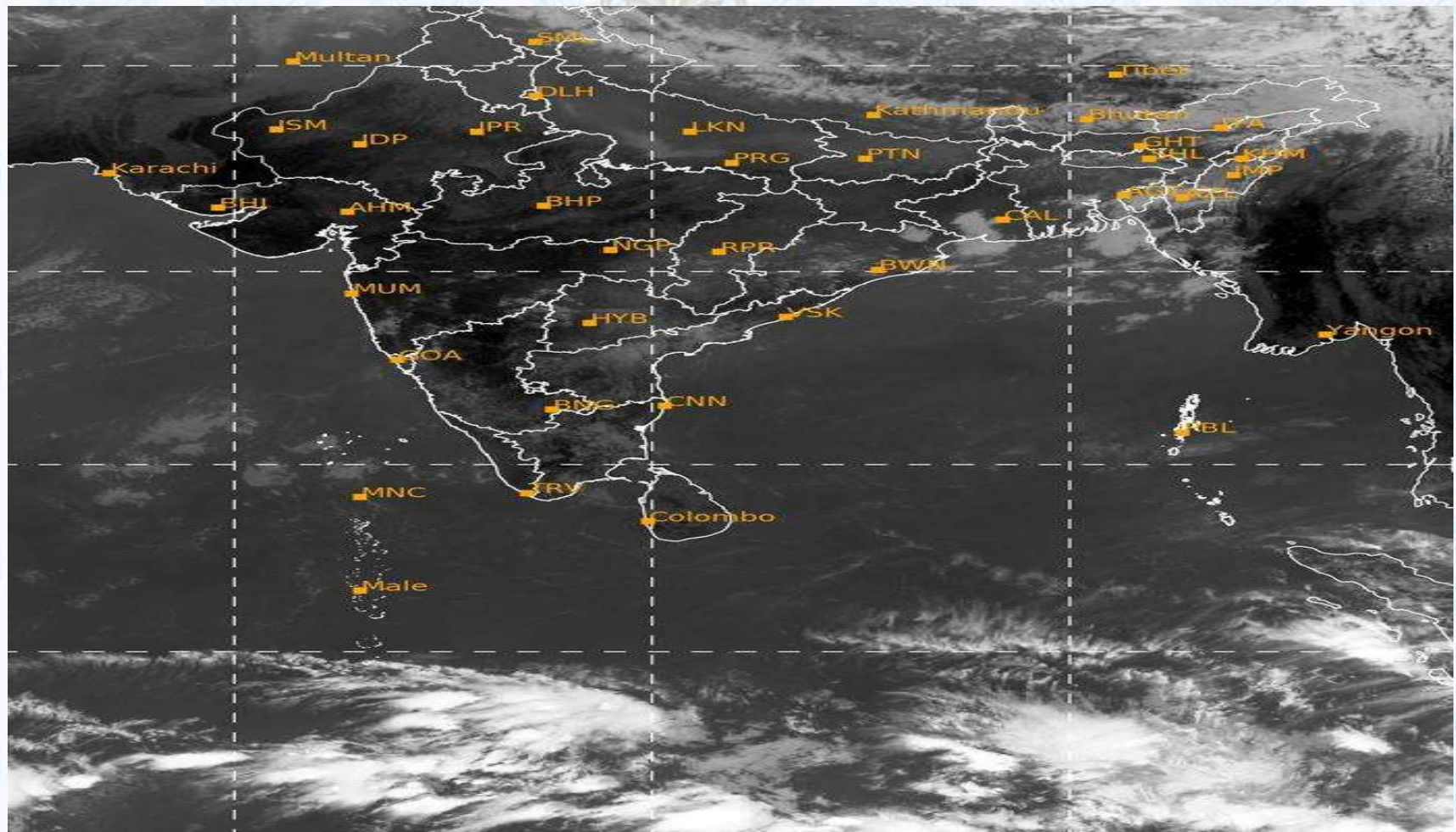
GENERAL WEATHER FORECAST – KHULNA

Description	09 Mar 2020	10 Mar 2020	11 Mar 2020
Temperature(C)	30°C/ 17°C	31°C/ 18°C	31°C/ 21°C
Summary	Partly Cloudy/ Sunny	Partly Cloudy/ Sunny	Partly Cloudy/ Sunny
Sun Rise/Set	6h16m00s/18h09m00s	6h15m06s/18h09m24s	6h14m12s/18h09m42s
Day Length	11h53m00s	11h54m18s	11h55m30s
Moon Rise/Set	5:52PM 6:02AM	6:57PM 6:47AM	8:01PM 7:31AM
Moon Phase/illu	Full Moon, 99%	Full Moon, 99%	Waning Gibbous, 96%
Nautical Twilight	0527, 1857	0526, 1857	0525, 1857
Civil Twilight	0553, 1831	0552, 1831	0551, 1832
Humidity	D : 54% N : 69%	D : 48% N : 64%	D : 50% N : 67%
Barometer (mb)	1011	1011	1011
Visibility	Moderate	Moderate	Moderate
Precip Chance	10%	1%	1%
Wind (mph)	13 km/h NW	11 km/h NW	7 km/h WNW

Ref: <https://weather.com/weather/5day//BGXX0005:1:BG>



SATELLITE VIEW OF BAY OF BENGAL

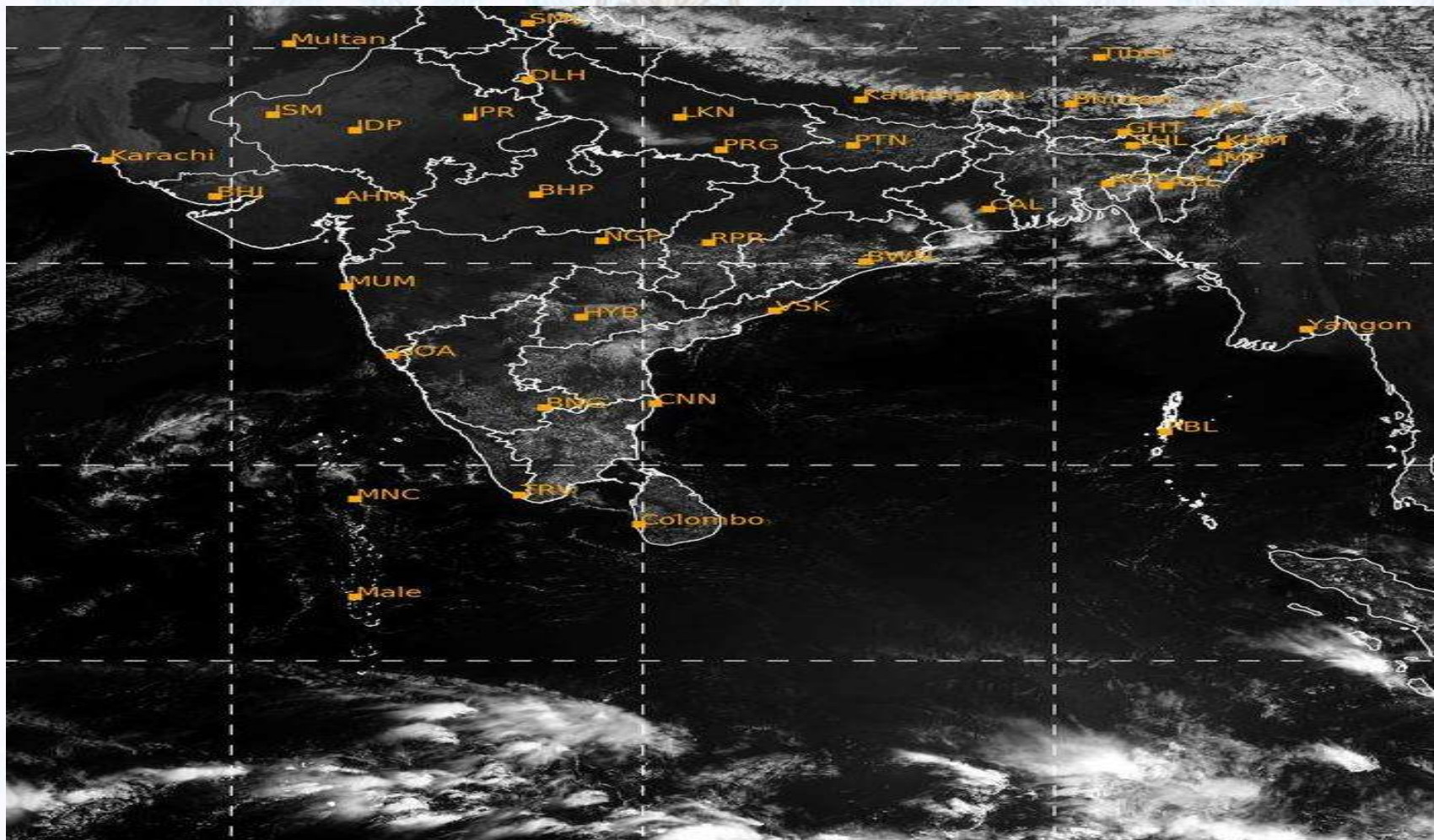


08/03/2020, 11:00 UTC MATSAT-IR

Ref: <http://satellite.imd.gov.in/insat.htm>



SATELLITE VIEW OF BAY OF BENGAL



08/03/2020, 11:00 MATSAT-VIS

Ref: <http://satellite.imd.gov.in/insat.htm>



Fleet Forecast Sea Area C-90 (Valid for 12 Hrs Commencing 1000 UTC of 08.03.2020)

Part One	NO STORM WARNING.	
Part Two	SEASONAL LOW LIES OVER SOUTH BAY.	
Part Three	Weather	TEMPORARY RAIN/THUNDER SHOWERS OVER AREA C-90.
	Wind	WEST/NORTH-WESTERLY, 08-12 KTS. TEMPORARY GUSTING TO 22 KTS.
	Visibility	03-05 KMS, REDUCING TO 1500 M OR LESS IN RAIN/SHOWERS.
	Outlook	FOR SUBSEQUENT 12 HOURS: LITTLE CHANGE.
	MSL Pressure	AT =08,0000 UTC. CHATTOGRAM =1014 HPA



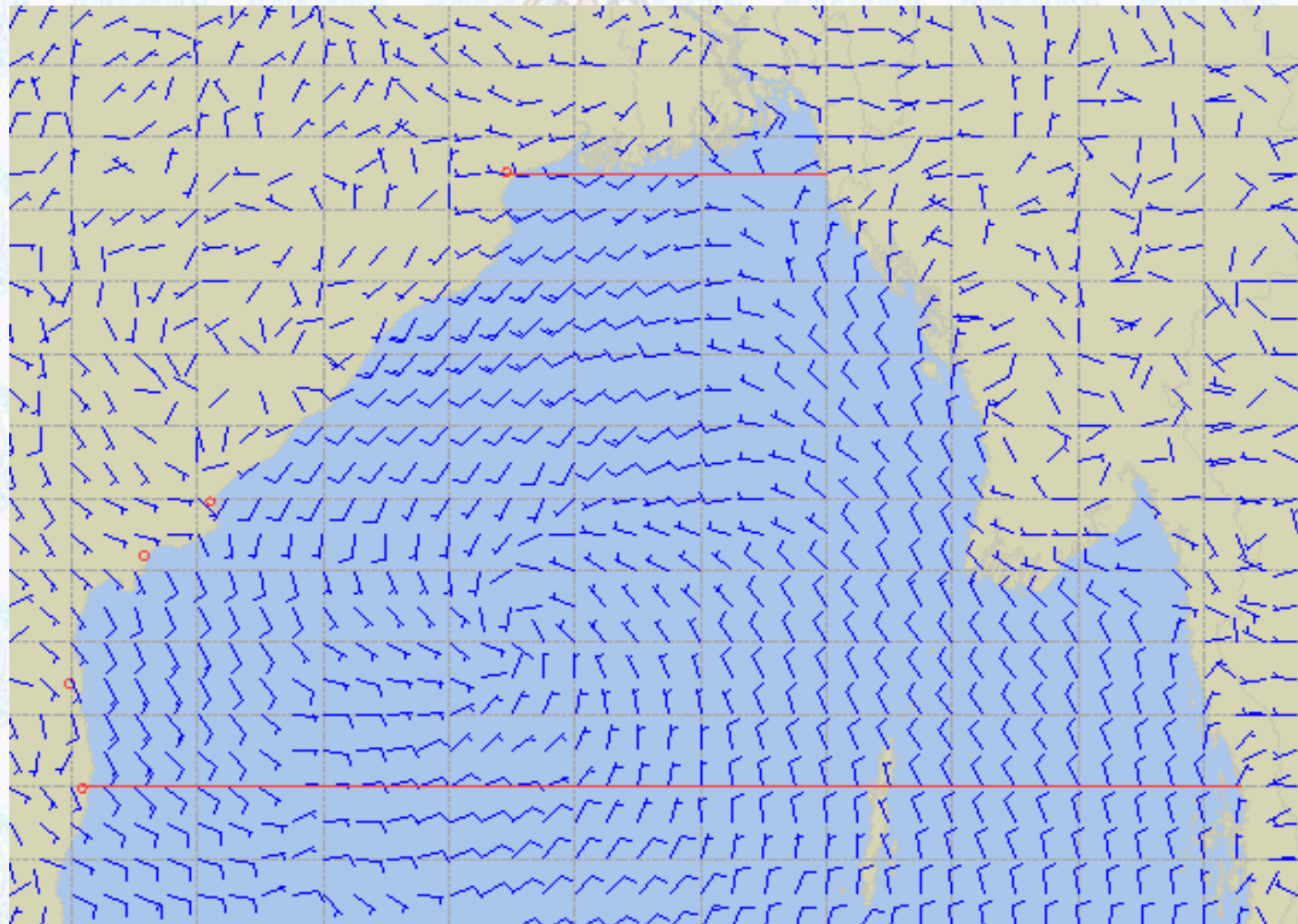
Inland River Port Warning **(VALID TILL 06 PM OF 08.03.2020)**

RAIN/THUNDER SHOWERS ACCOMPANIED BY TEMPORARY WEST/NORTH-WESTERLY GUSTY/SQUALLY WIND SPEED 45-60 KPH IS LIKELY TO OCCUR OVER THE REGIONS OF PABNA, TANGAIL, DHAKA, FARIDPUR, KHULNA, BARISHAL, MADARIPUR, PATUAKHALINOAKHALI, CUMILLA, KUSHTIA, SYLHET & CHATTOGRAM WHERE IN RIVER PORTS SHALL HOIST CAUTIONARY SIGNAL NO. ONE (R) ONE.

Ref: <http://www.bmd.gov.bd/?/home>



Surface Wind Forecast- 09 Mar - 2020



Legend:



**Calm
Winds**



5 Knots



10 Knots



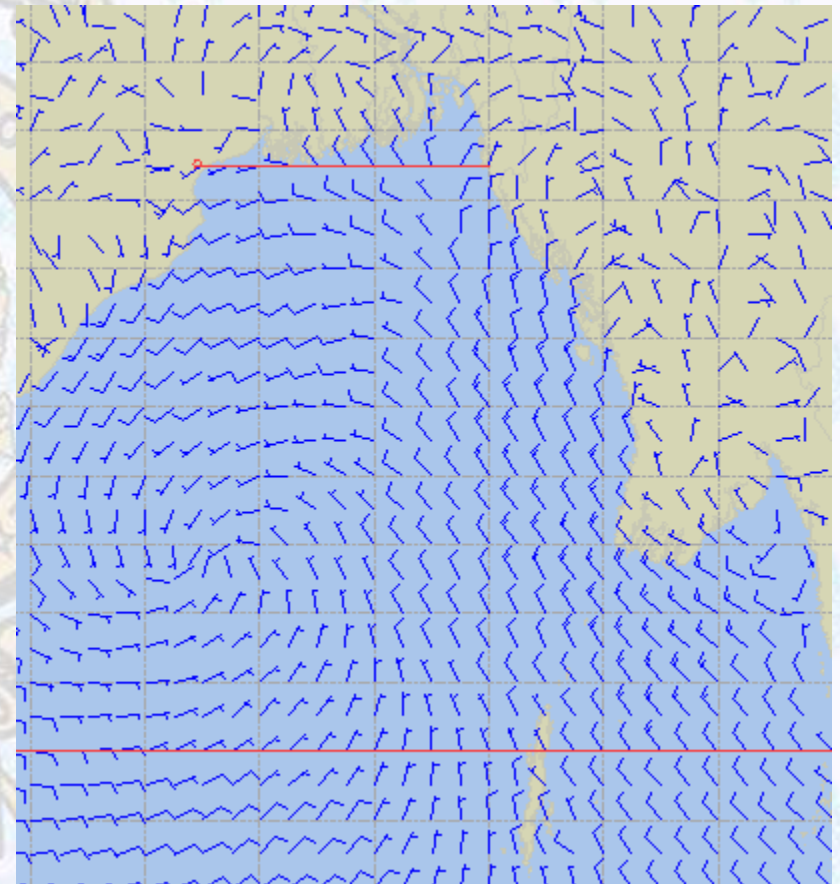
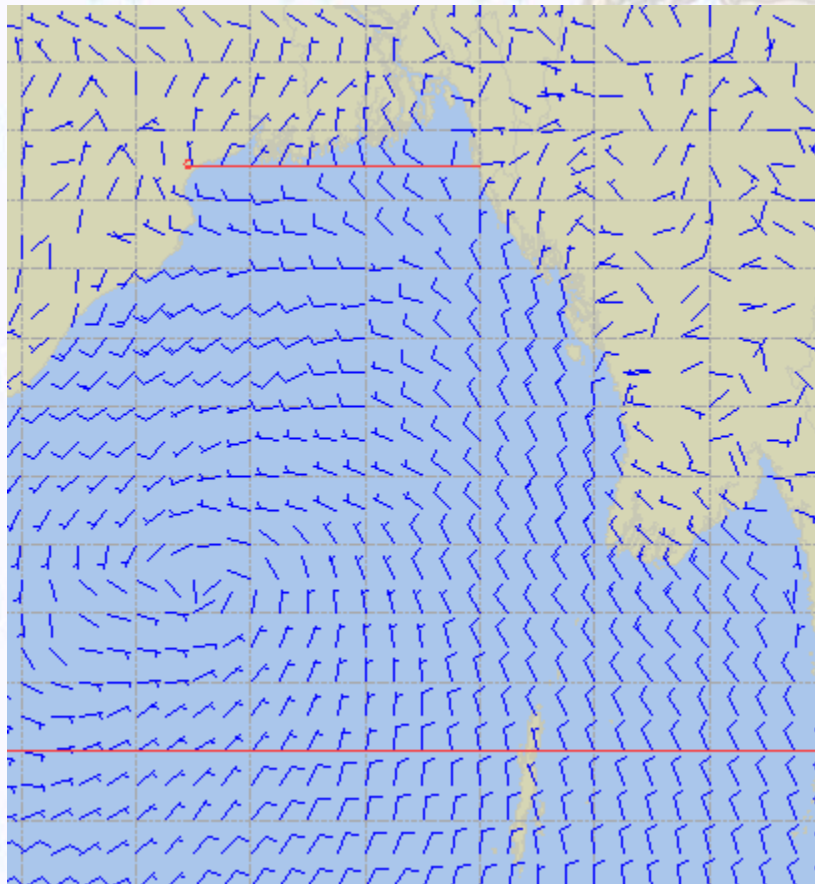
60 Knots



Surface Wind Forecast – 10 & 11 Mar - 2020

10 Mar 2020 Tuesday

11 Mar 2020 Wednesday



Legend:



Calm
Winds



5 Knots



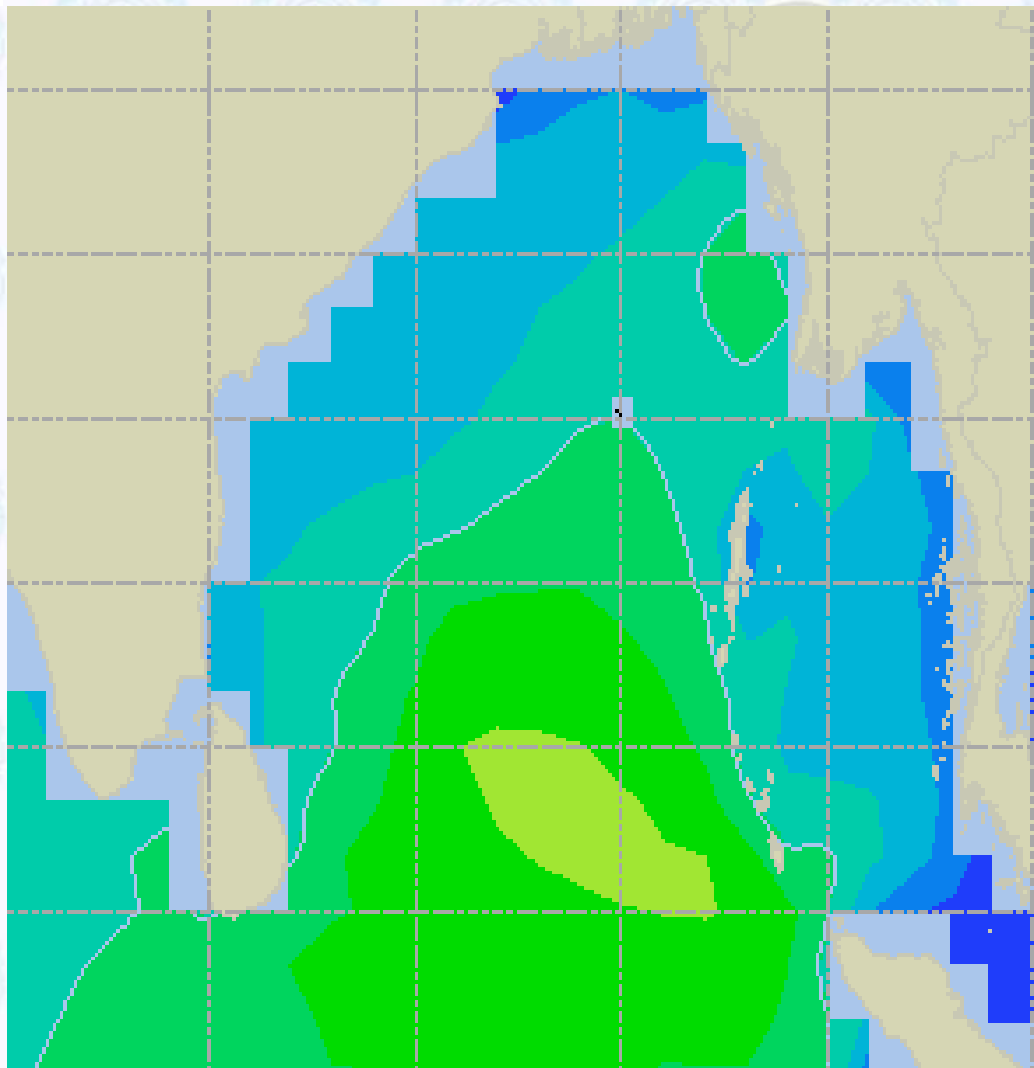
10 Knots



60 Knots



Sea State Forecast - 09 Mar - 2020



Sea State	Ht (m)
0	0-0.1
1	0-0.1
2	0.1-0.5
3	0.5-1.25
4	1.25-2.5
5	2.5-4.0
6	4-6
7	6-9
8	9-14
9	Over 14

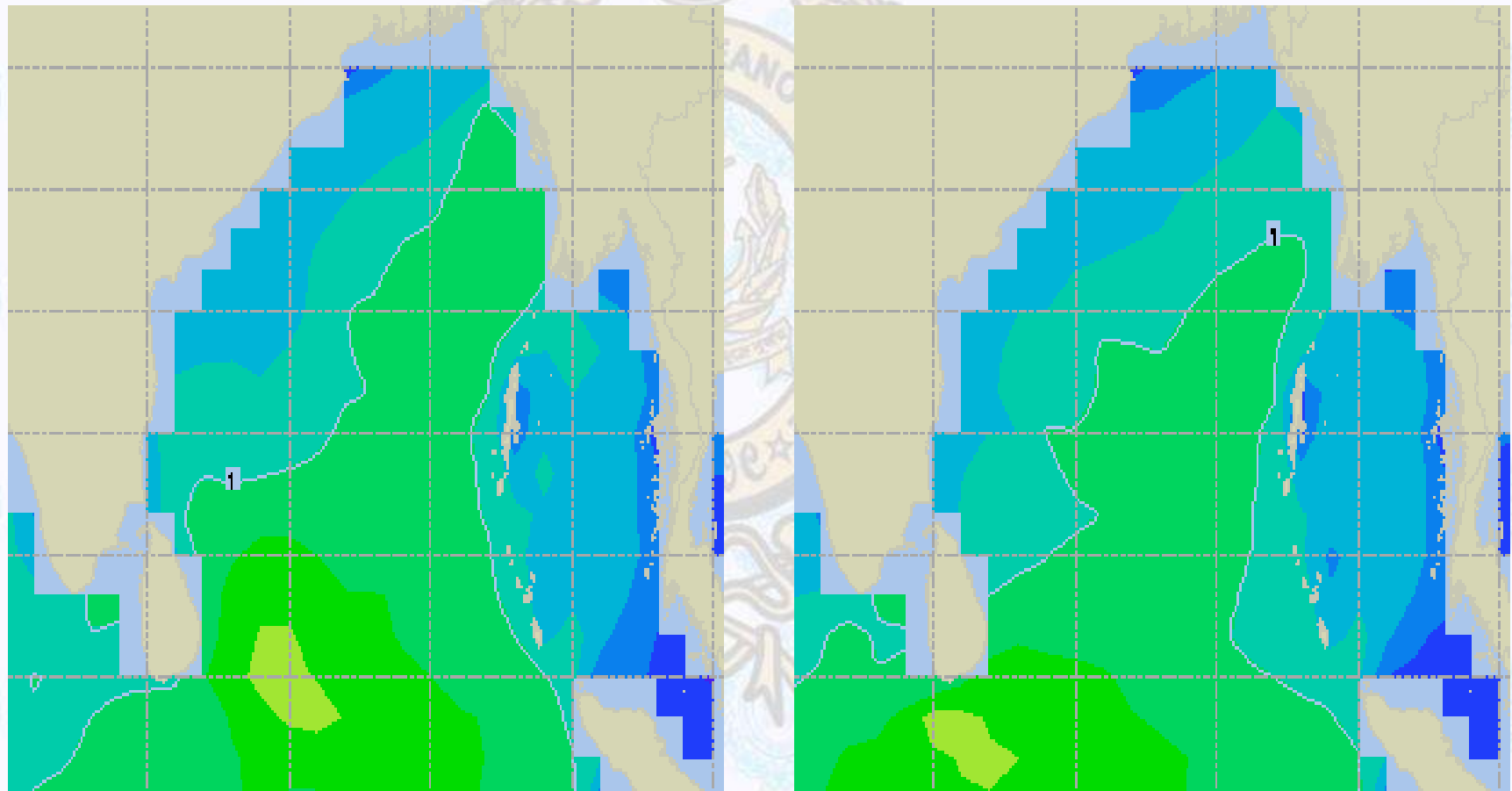




Sea State Forecast - 10 & 11 Mar - 2020

10 Mar 2020 Tuesday

11 Mar 2020 Wednesday

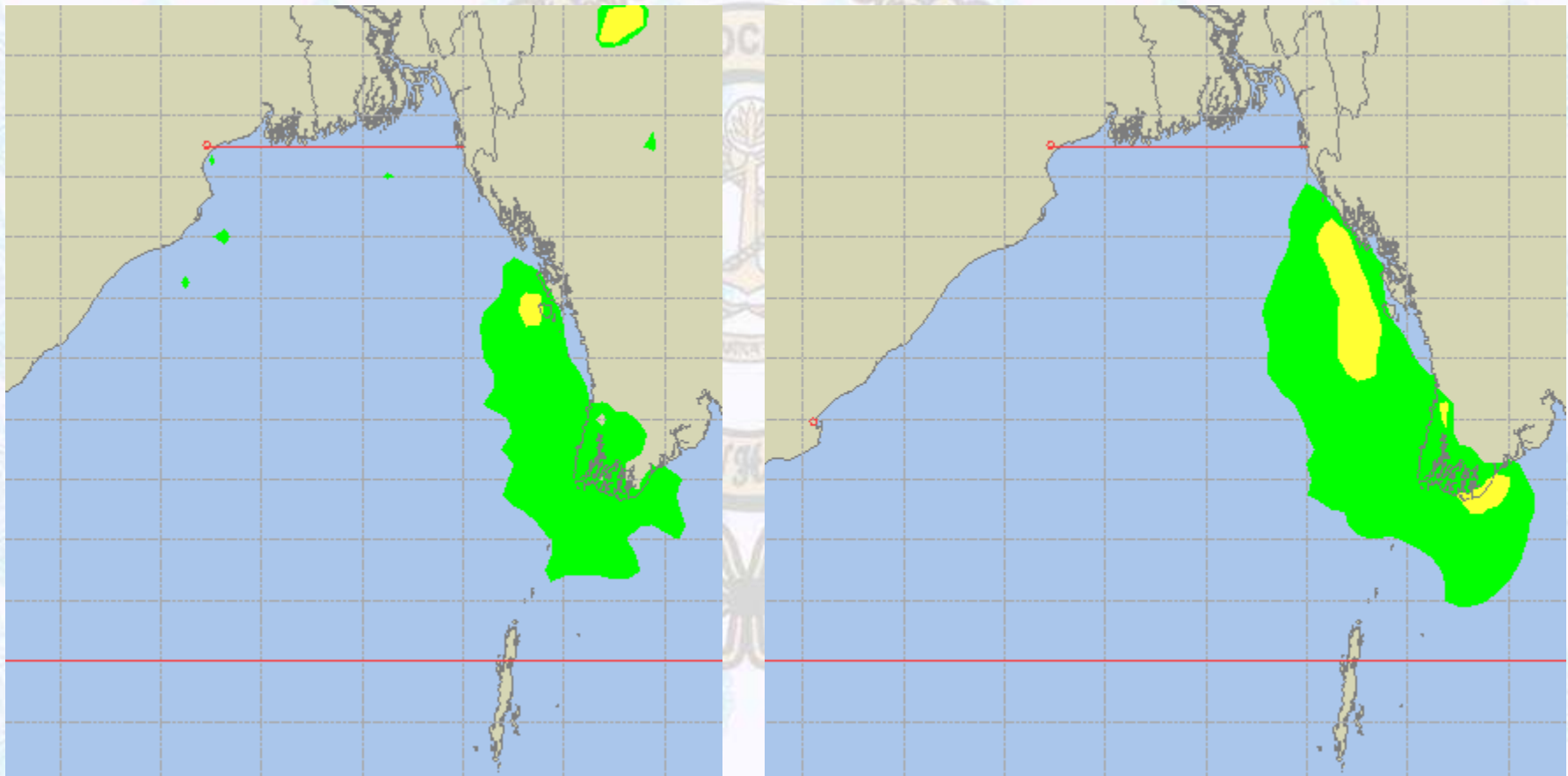




Peak Gusting Possibilities – 09 & 10 Mar - 2020

09 Mar 2020 Monday

11 Mar 2020 Tuesday

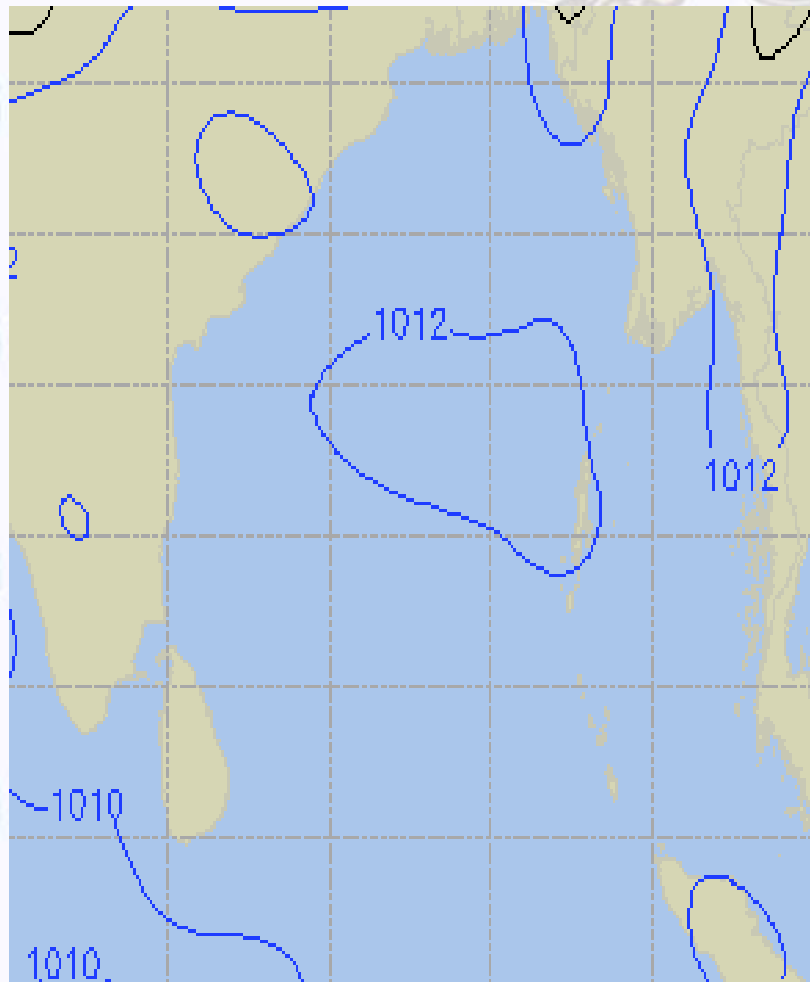


16 22 27 32 38 43 49 54 59 65 70 78 [knots]

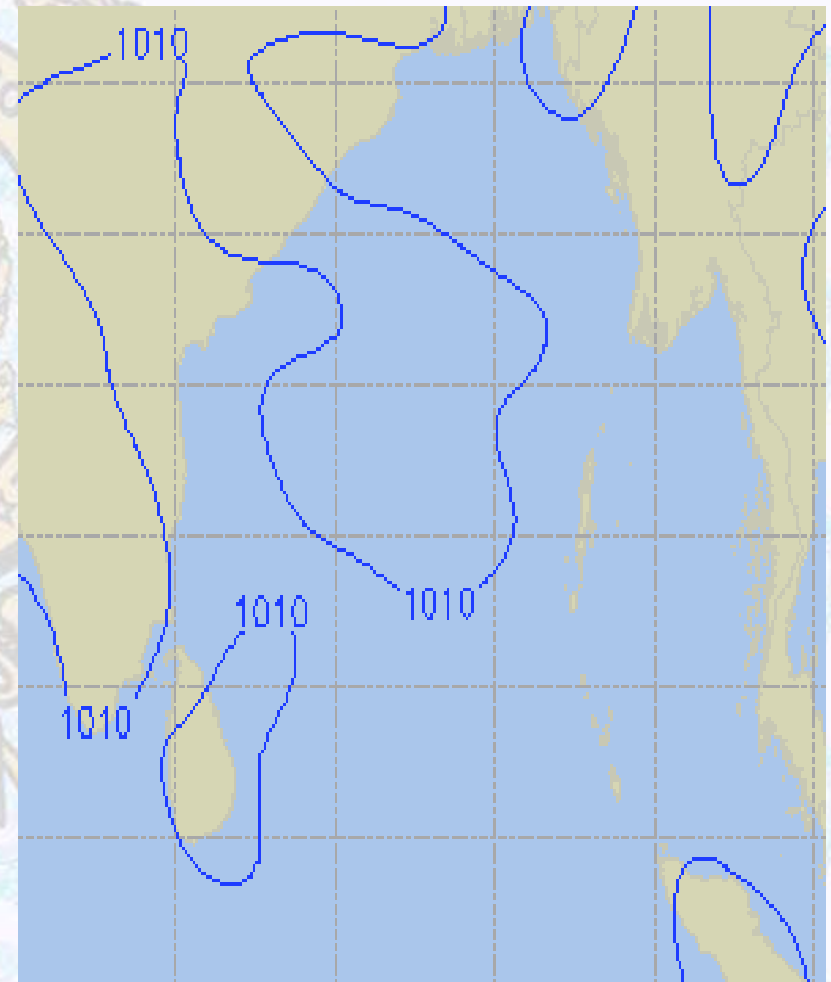


Surface Pressure forecast – 09 & 10 Mar - 2020

09 Mar 2020 Monday



11 Mar 2020 Tuesday

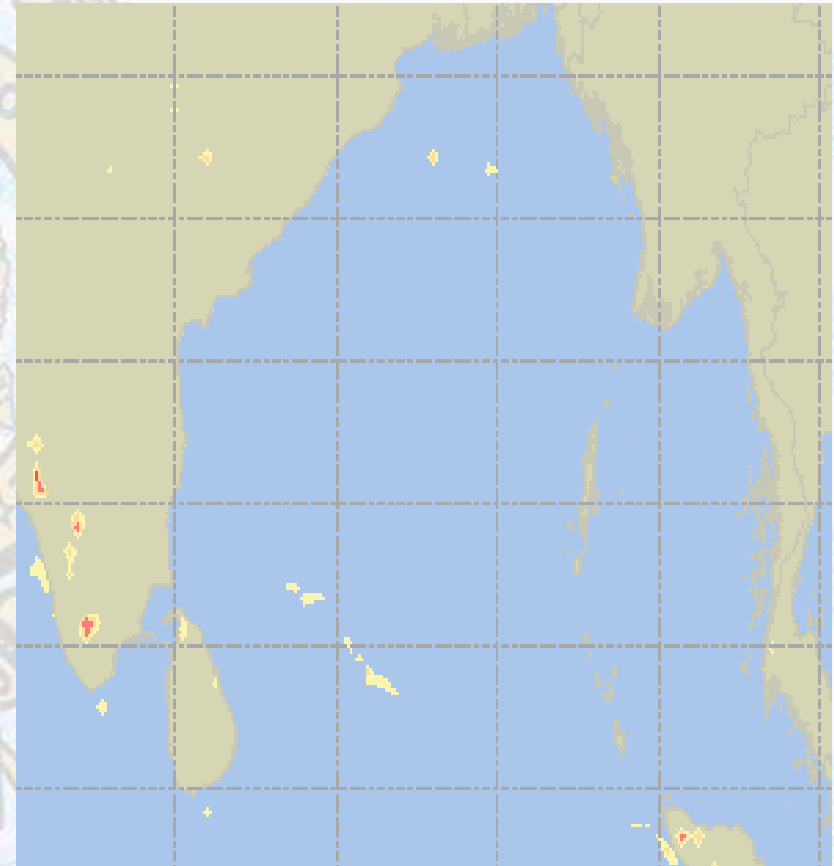
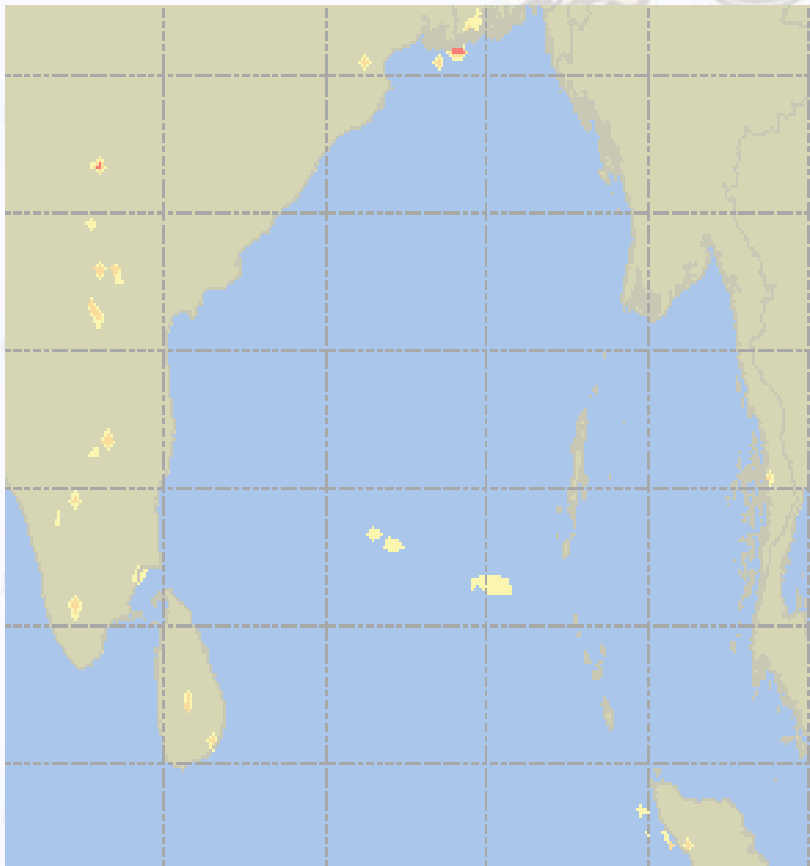




Visibility at Sea Forecast – 09 & 10 Mar - 2020

09 Mar 2020 Monday

11 Mar 2020 Tuesday



Visibility Scale:

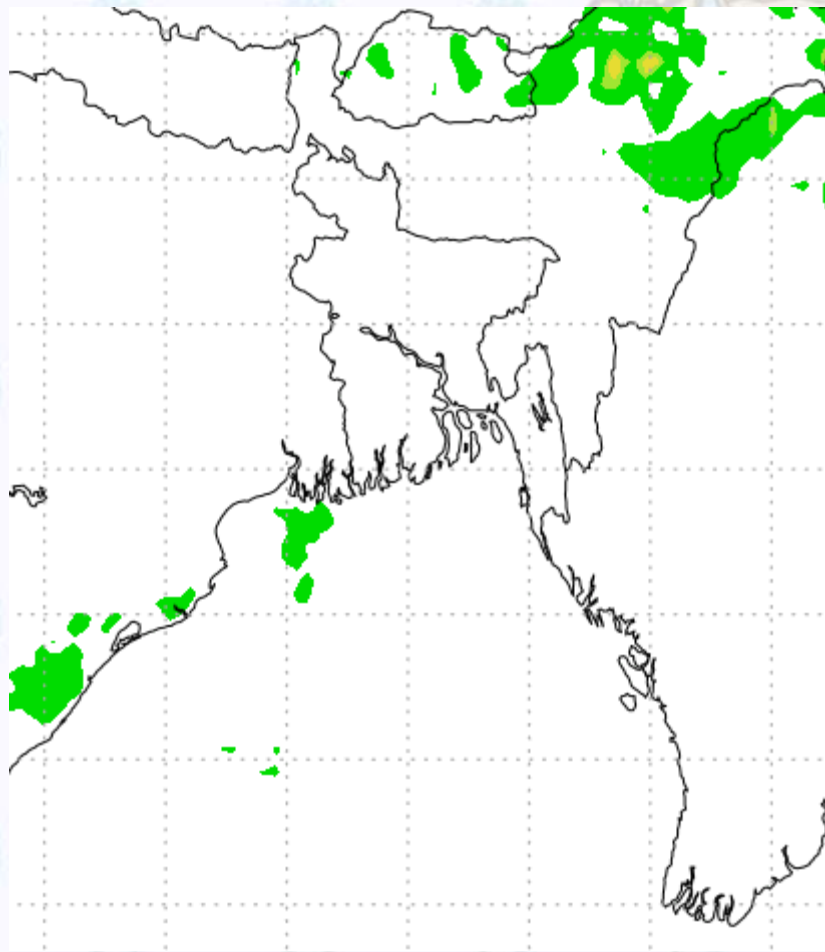


Ref (Slide 12-18): <http://www.weatheronline.co.uk/marine/weather?LEVEL>

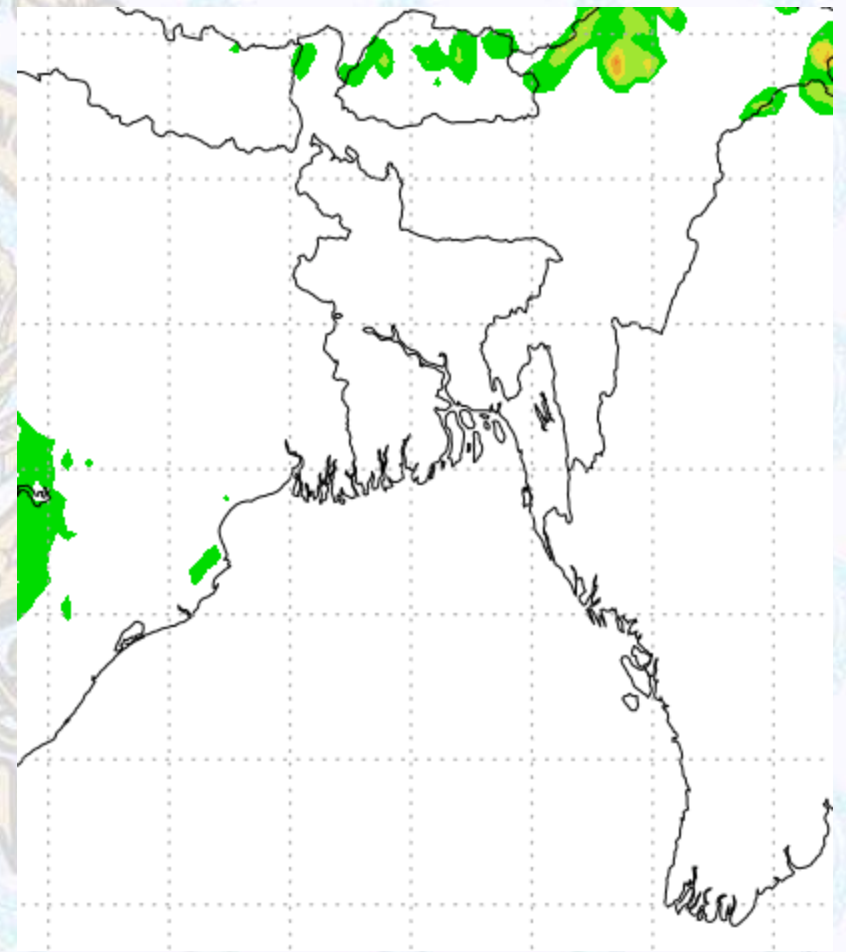


Precipitation

Rain(mm) 09 & 10 Mar 2020



Rain(mm) 10 & 11 Mar 2020



Precipitation Scale (mm):





Tidal Information

KHAL NO. 10

COX'S BAZAR

HIRAN POINT

Date	Time	Height		Time	Height		Time	Height
09 Mar 2020	0019	4.36		0446	1.17		0442	0.25
	0714	0.40		1021	3.26		1039	2.81
	1252	4.16		1703	0.13		1651	0.24
	1924	0.44		2224	3.60		2252	3.03
10 Mar 2020	0100	4.52		0528	0.02		0520	0.08
	0753	0.23		1103	3.44		1118	2.95
	1330	4.37		1745	0.03		1732	0.14
	2005	0.30		2324	3.67		2331	3.06
11 Mar 2020	0140	4.61		0609	-0.06		0557	0.00
	0831	0.11		1144	3.51		1157	3.01
	1409	4.49		1826	0.00		1812	0.14
	2045	0.24		-	-		-	-