



WEATHER FORECAST FOR BN

06 - 09 MAR 2020



WEATHER FORECAST – DHAKA

06.03.2020

Hourly	2 PM	4 PM	8 PM	11 PM
Temp. / Dew Point	27 / 20	27 / 19	24 / 19	22 / 19
Wind	9 km/h SSW	7 km/h SSW	5 km/h SSE	5 km/h SSW
Humidity	64%	64%	73%	82%
Chance of Precip	21%	6%	9%	8%
Cloud Cover	42%	31%	14%	50%
Conditions	Partly Cloudy	Partly Cloudy	Partly Cloudy	Partly Cloudy
Sunrise Sunset	6: 17 AM 6: 05 PM			

Conditions

Pressure : 1011 hpa

Visibility : 8.05 km

Ref: <https://www.wunderground.com/weather/bd/dhaka>



WEATHER FORECAST – CHATTOGRAM

06.03.2020

Hourly	2 PM	4 PM	8 PM	11 PM
Temp. / Dew Point	27 / 21	27 / 21	24 / 21	22 / 21
Wind	7 km/h W	9 km/h W	4 km/h SW	3 km/h WSW
Humidity	67%	64%	82%	92%
Chance of Precip.	1%	1%	4%	6%
Cloud Cover	66%	23%	9%	17%
Conditions	Partly Cloudy	Sunny	Clear	Clear
Sunrise Sunset	6: 11 AM 5: 59 PM			

Conditions

Pressure : 1014 hpa

Visibility : 9.02 Km

Ref: <https://www.wunderground.com/weather/bd/chittagong>



WEATHER FORECAST – KHULNA

06.03.2020

Hourly	2 PM	4 PM	8 PM	11 PM
Temp. / Dew Point	27 / 20	27 / 20	24 / 21	22 / 21
Wind	4 km/h SW	7 km/h SSW	8 km/h SW	5 km/h SW
Humidity	66%	61%	81%	90%
Chance of Precip.	4%	11%	7%	11%
Cloud Cover	58%	45%	10%	20%
Conditions	Partly Cloudy	Partly Cloudy	Clear	Clear
Sunrise Sunset	6: 21 AM 6: 09 PM			

Conditions

Pressure : 1011 hpa

Visibility : 8.05 Km

Ref: <https://www.wunderground.com/weather/bd/khulna>



GENERAL WEATHER FORECAST – DHAKA

Description	07 Mar 2020	08 Mar 2020	09 Mar 2020
Temperature (C)	27 °C/ 20 °C	30 °C/ 19 °C	30 °C/ 19 °C
Summary	Partly Cloudy/ Light Rain	Partly Cloudy/ Sunny	Sunny
Sun Rise/Set	6h14m42s/18h04m30s	6h13m54s/18h05m00s	6h13m00s/18h05m18s
Day Length	11h49m48s	11h51m06s	11h52m18s
Moon Rise/ Set	3:33PM 4:19AM	4:39PM 5:11AM	5:46PM 5:59AM
Moon Phase/ illu	Waxing Gibbous, 90%	Waxing Gibbous, 96%	Full Moon, 99%
Nautical Twilight	0526,1853	0525,1853	0524,1853
Civil Twilight	0552,1826	0551,1827	0550,1827
Humidity	D : 77% N : 89%	D : 71% N : 79%	D : 54% N : 69%
Barometer (mb)	1013	1013	1013
Visibility	Moderate	Moderate	Good
Precip Chance	50%	10%	10%
Wind (mph)	11 Km/h SSW	11 Km/h W	12 Km/h WNW

Ref: <https://weather.com/weather/5day//BGXX0003:1:BG>



GENERAL WEATHER FORECAST – CHATTOGRAM

Description	07 Mar 2020	08 Mar 2020	09 Mar 2020
Temperature (C)	27°C/ 20°C	27°C/ 20°C	29°C/ 19°C
Summary	Partly Cloudy	Partly Cloudy	Sunny
Sun Rise/Set	6h08m18s/17h59m18s	6h07m30s/17h59m42s	6h06m36s/18h00m00s
Day Length	11h51m00s	11h52m12s	11h53m24s
Moon Rise/ Set	3:29PM 4:11AM	4:35PM 5:03AM	5:42PM 5:591AM
Moon Phase/ illu	Waxing Gibbous, 90%	Waxing Gibbous, 96%	Full Moon, 99%
Nautical Twilight	0520, 1847	0519, 1847	0518, 1848
Civil Twilight	0546, 1821	0545, 1821	0544, 1822
Humidity	D : 78% N : 95%	D : 81% N : 96%	D : 68% N : 81%
Barometer (mb)	1014	1014	1014
Visibility	Moderate	Moderate	Moderate
Precip Chance	10 %	20 %	10 %
Wind (mph)	12 Km/h NW	11 Km/h W	10 Km/h NW

Ref: <https://weather.com/weather/5day//BGXX0002:1:BG>




GENERAL WEATHER FORECAST – KHULNA

Description	07 Mar 2020	08 Mar 2020	09 Mar 2020
Temperature(C)	26°C/ 21°C	30°C/ 20°C	31°C/ 19°C
Summary	Rain	Cloudy	Sunny
Sun Rise/Set	6h17m48s/18h08m18s	6h16m48s/18h08m42s	6h16m00s/18h09m00s
Day Length	11h50m42s	11h51m54s	11h53m00s
Moon Rise/Set	3:39PM 4:21AM	4:45PM 5:13AM	5:52PM 6:02AM
Moon Phase/illu	Waxing Gibbous, 90%	Waxing Gibbous, 96%	Full Moon, 99%
Nautical Twilight	0529, 1856	0528, 1856	0527, 1857
Civil Twilight	0555, 1830	0554, 1830	0553, 1831
Humidity	D : 87% N : 87%	D : 74% N : 77%	D : 57% N : 77%
Barometer (mb)	1013	1013	1013
Visibility	Moderate	Good	Good
Precip Chance	80%	20%	10%
Wind (mph)	10 km/h SSW	10 km/h WNW	9 km/h NNW

Ref: <https://weather.com/weather/5day//BGXX0005:1:BG>



SATELLITE VIEW OF BAY OF BENGAL

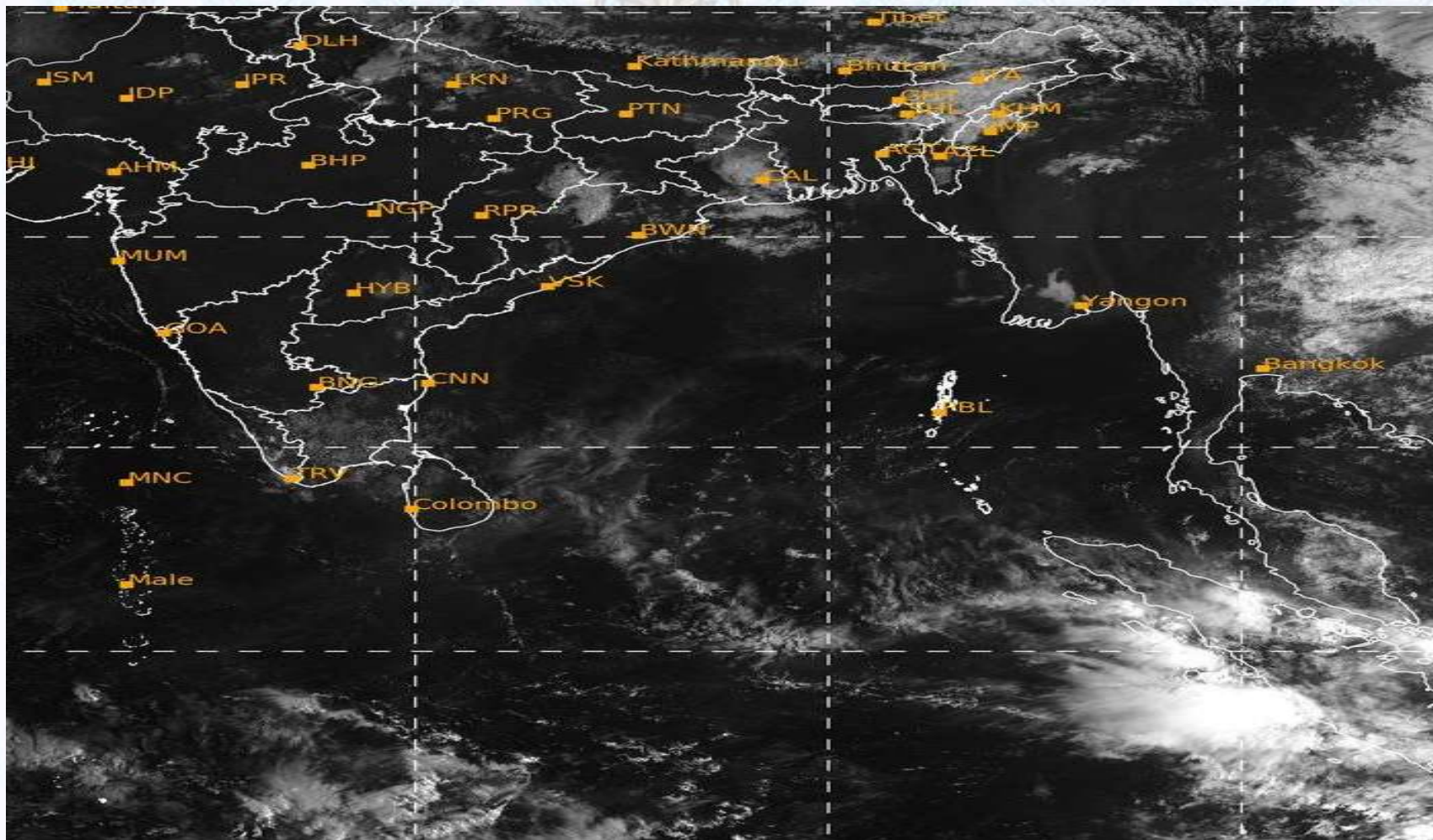


06/03/2020, 11:00 UTC MATSAT-IR

Ref: <http://satellite.imd.gov.in/insat.htm>



SATELLITE VIEW OF BAY OF BENGAL



06/03/2020, 11:00 MATSAT-VIS

Ref: <http://satellite.imd.gov.in/insat.htm>



Fleet Forecast Sea Area C-90 (Valid for 12 Hrs Commencing 1000 UTC of 06.03.2020)

Part One	NO STORM WARNING.	
Part Two	SEASONAL LOW LIES OVER SOUTH BAY.	
Part Three	Weather	TEMPORARY RAIN/THUNDER SHOWERS OVER AREA C-90.
	Wind	WEST/NORTH-WESTERLY, 08-12 KTS, TEMPORARY GUSTING TO 22 KTS OR MORE.
	Visibility	03-05 KMS, REDUCING TO 1500 M OR LESS IN RAIN/SHOWERS.
	Outlook	FOR SUBSEQUENT 12 HOURS: LITTLE CHANGE.
	MSL Pressure	AT =06,0000 UTC. CHATTOGRAM =1012 HPA



Inland River Port Warning (VALID TILL 06 PM OF 06.03.2020)

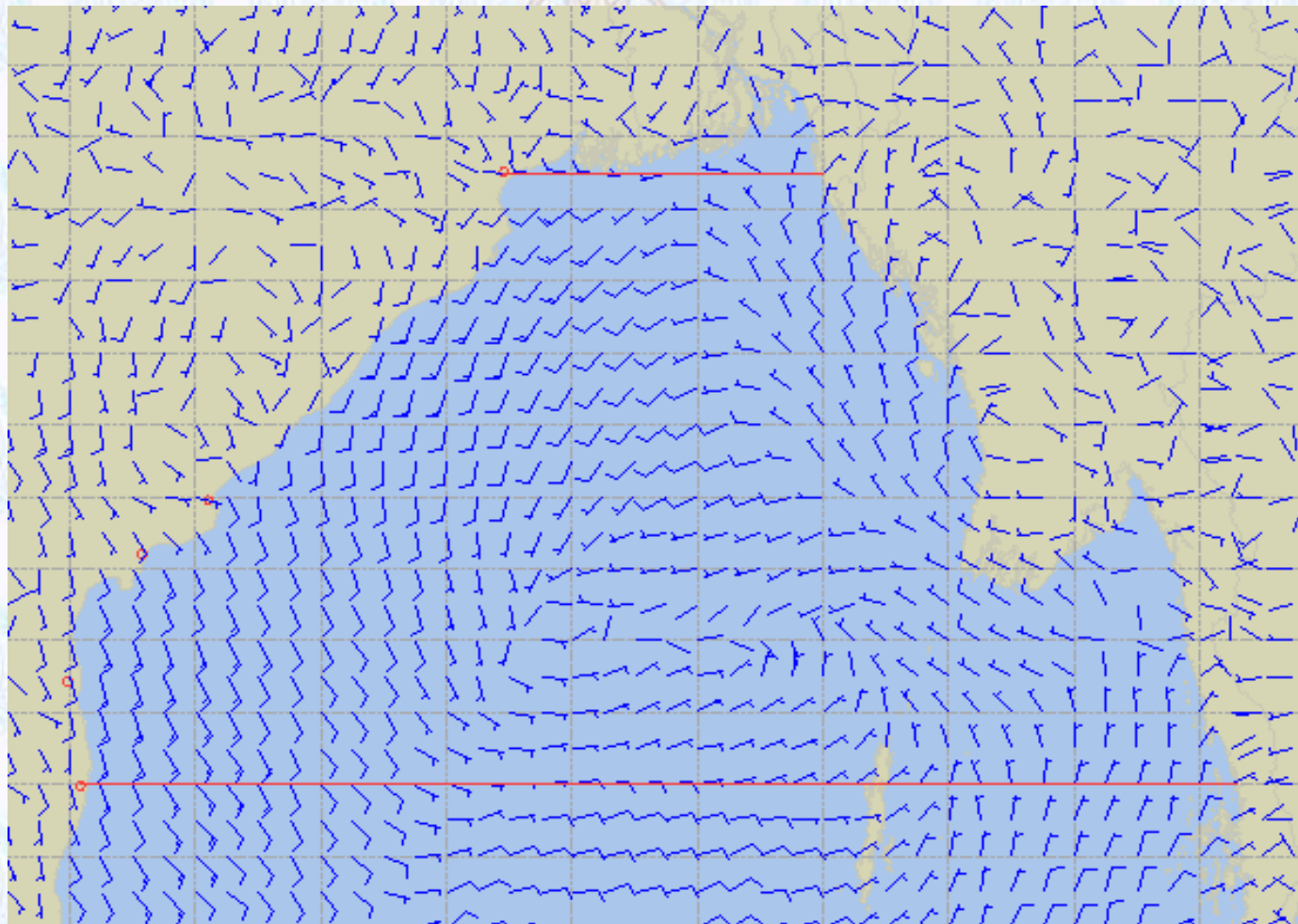
THERE IS NO INLAND RIVERPORT WARNING AND NO SIGNAL IS TO BE HOISTED.



Ref: <http://www.bmd.gov.bd/?/home>



Surface Wind Forecast- 07 Mar - 2020



Legend:



Calm
Winds



5 Knots



10 Knots



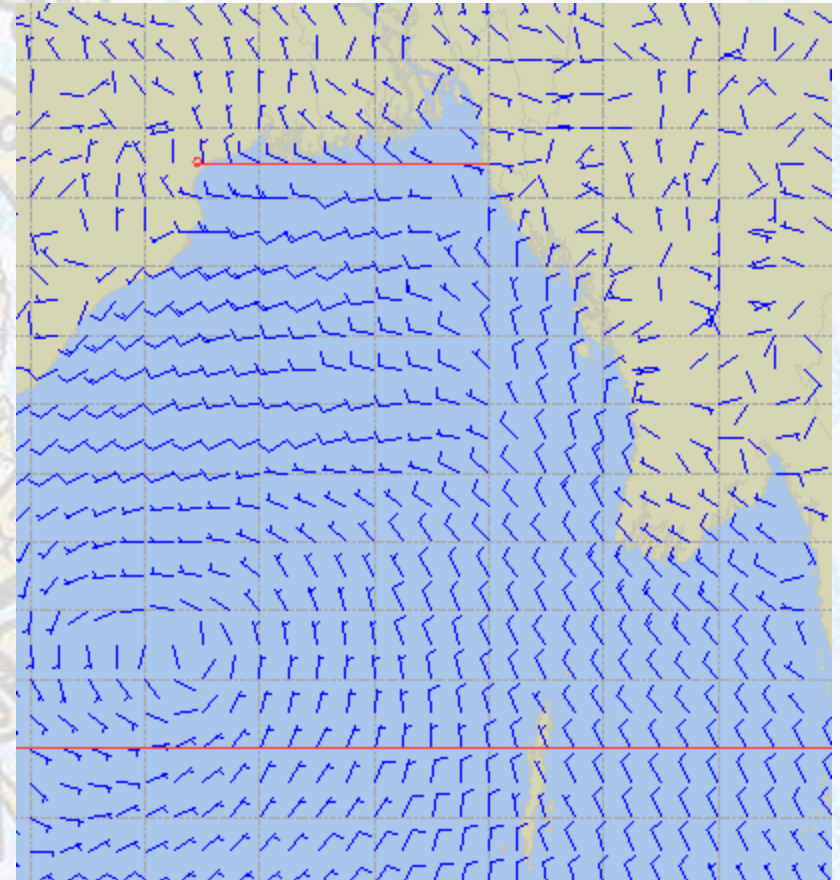
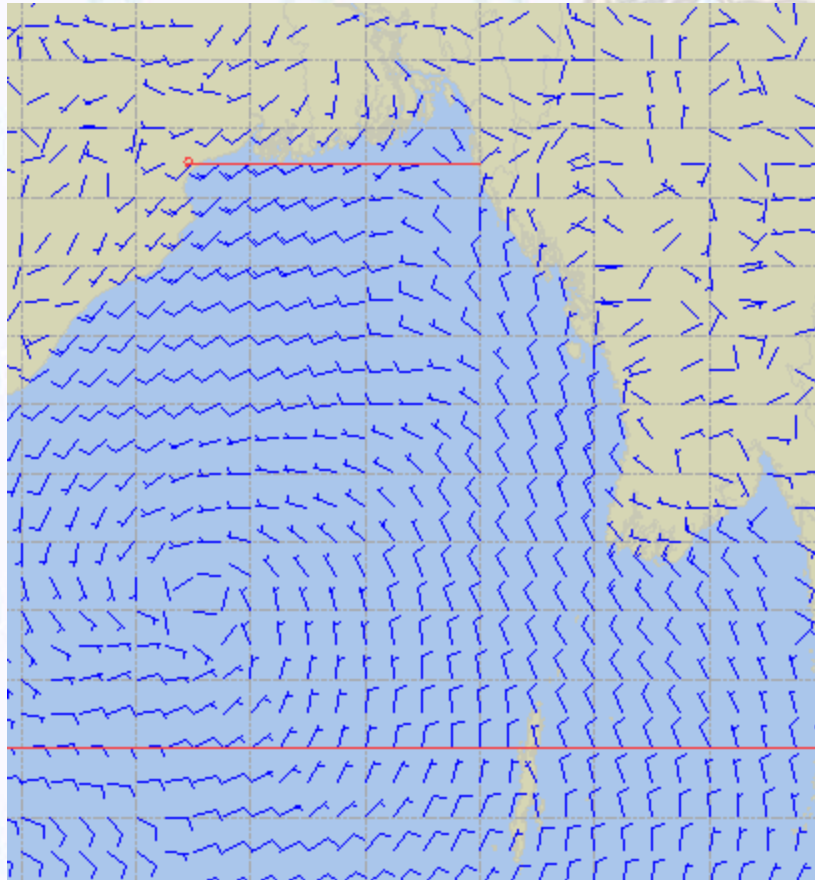
60 Knots



Surface Wind Forecast – 08 & 09 Mar - 2020

08 Mar 2020 Sunday

09 Mar 2020 Monday



Legend:



Calm
Winds



5 Knots



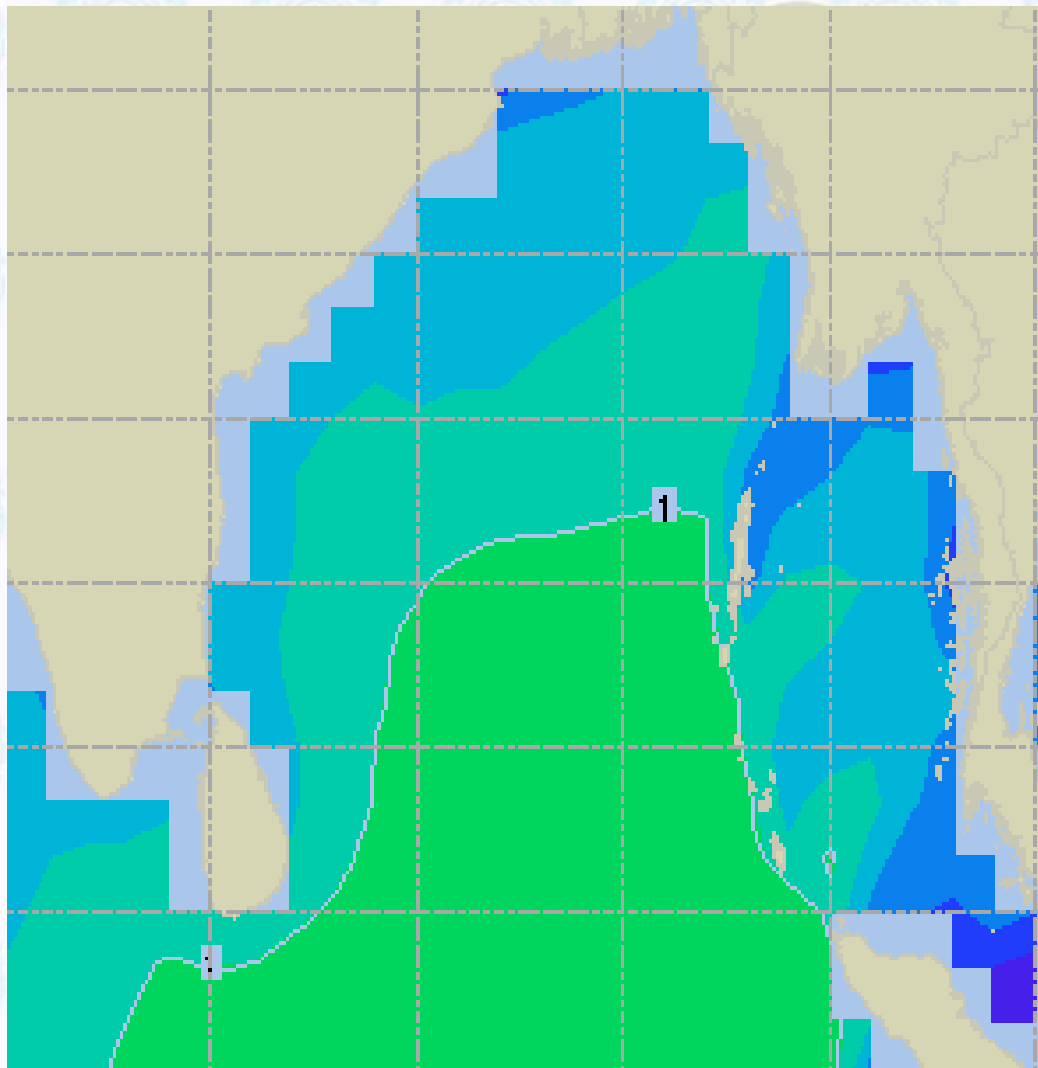
10 Knots



60 Knots



Sea State Forecast - 07 Mar - 2020



Sea State	Ht (m)
0	0-0.1
1	0-0.1
2	0.1-0.5
3	0.5-1.25
4	1.25-2.5
5	2.5-4.0
6	4-6
7	6-9
8	9-14
9	Over 14

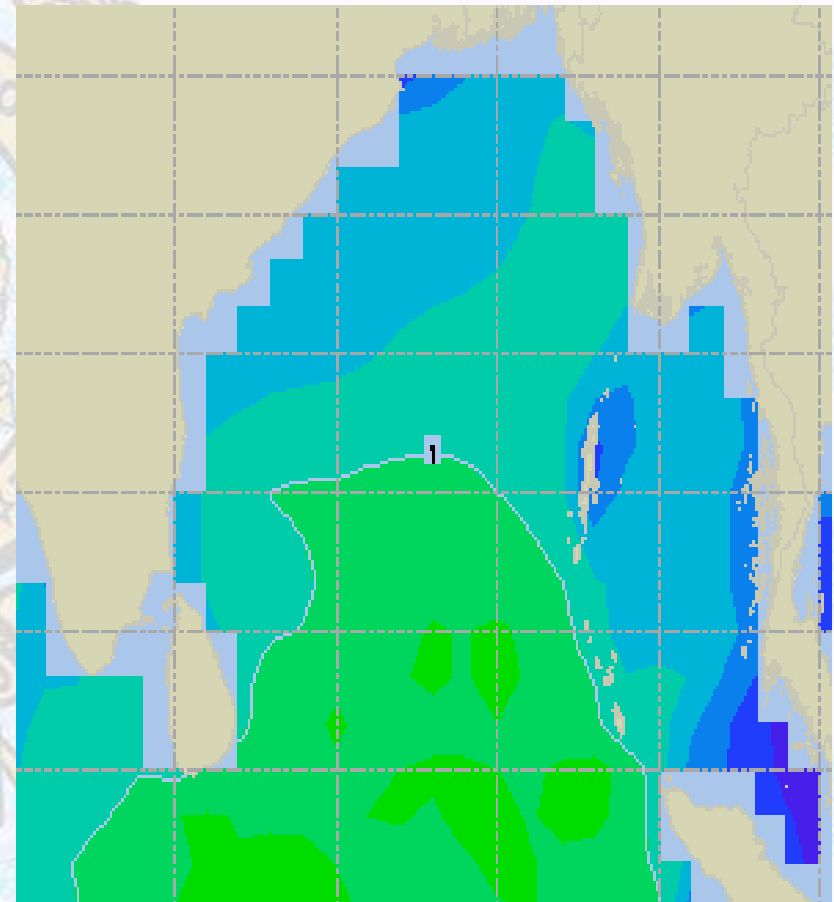
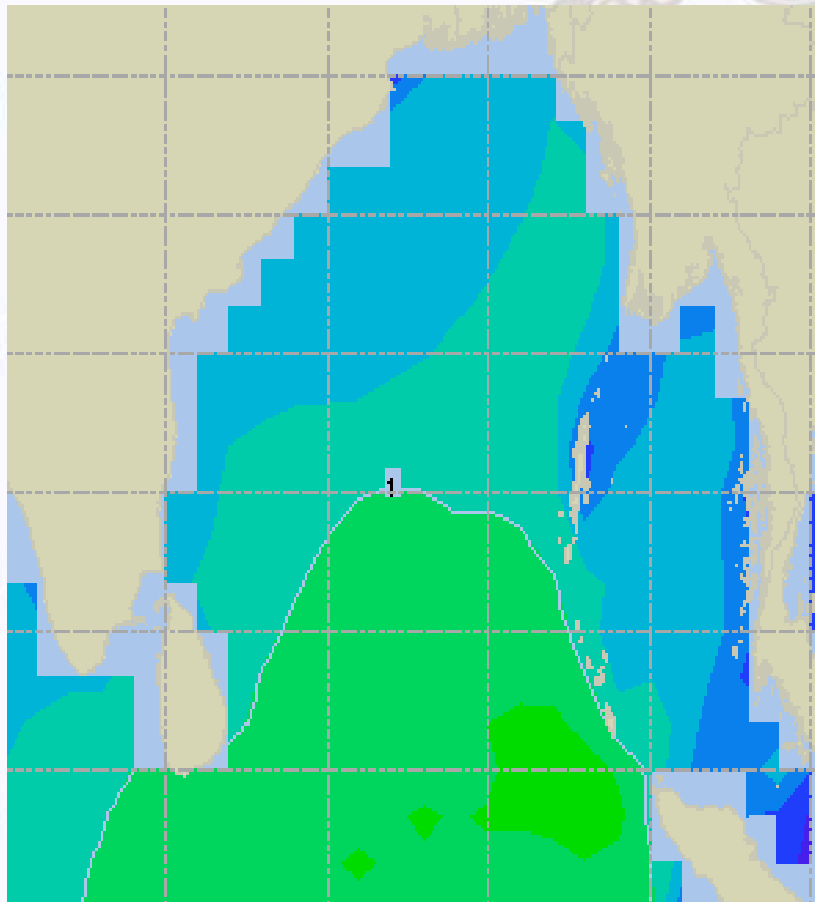




Sea State Forecast - 08 & 09 Mar - 2020

08 Mar 2020 Sunday

09 Mar 2020 Monday

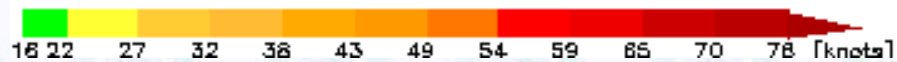
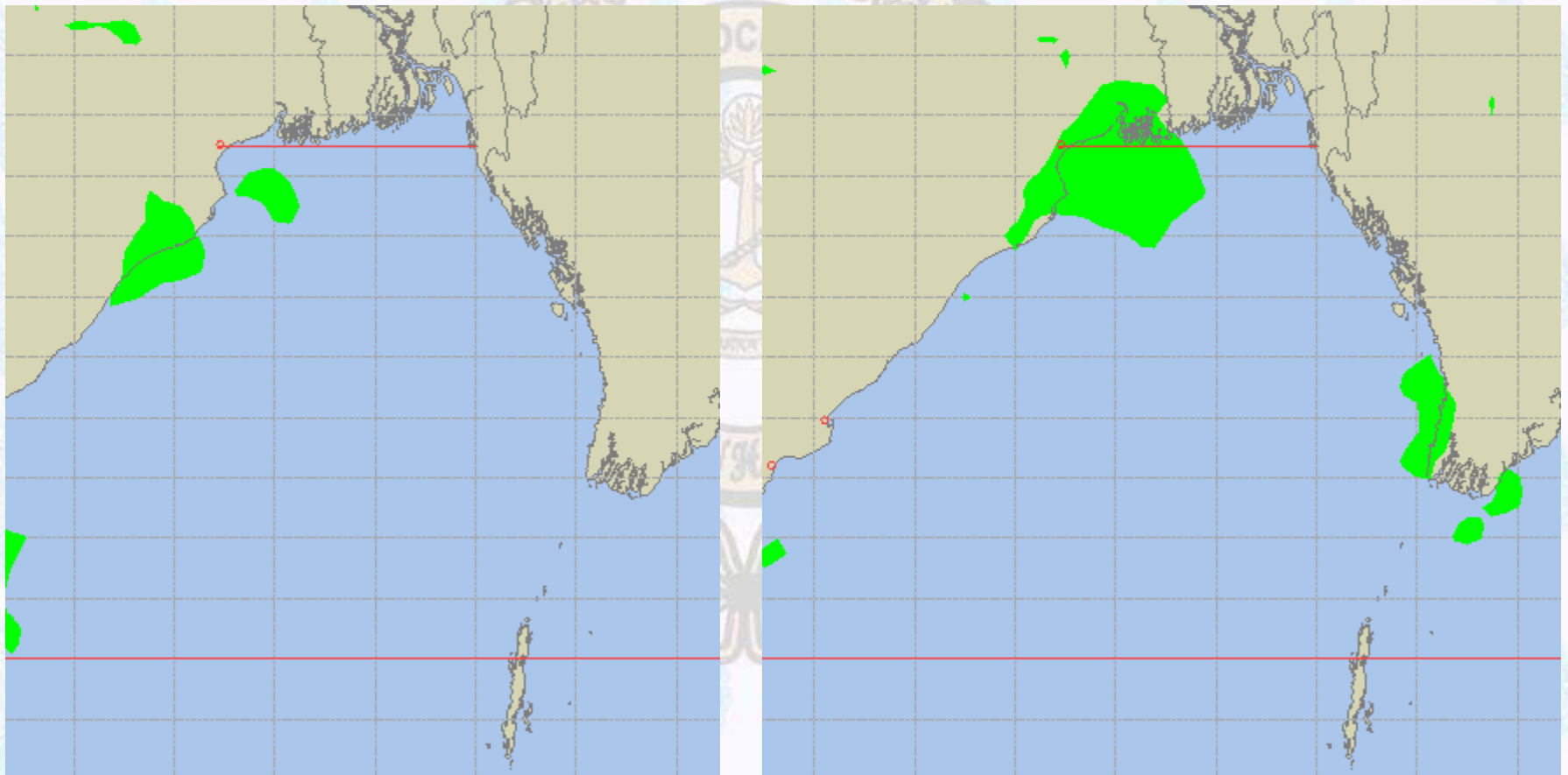




Peak Gusting Possibilities – 07 & 08 Mar - 2020

07 Mar 2020 Saturday

08 Mar 2020 Sunday

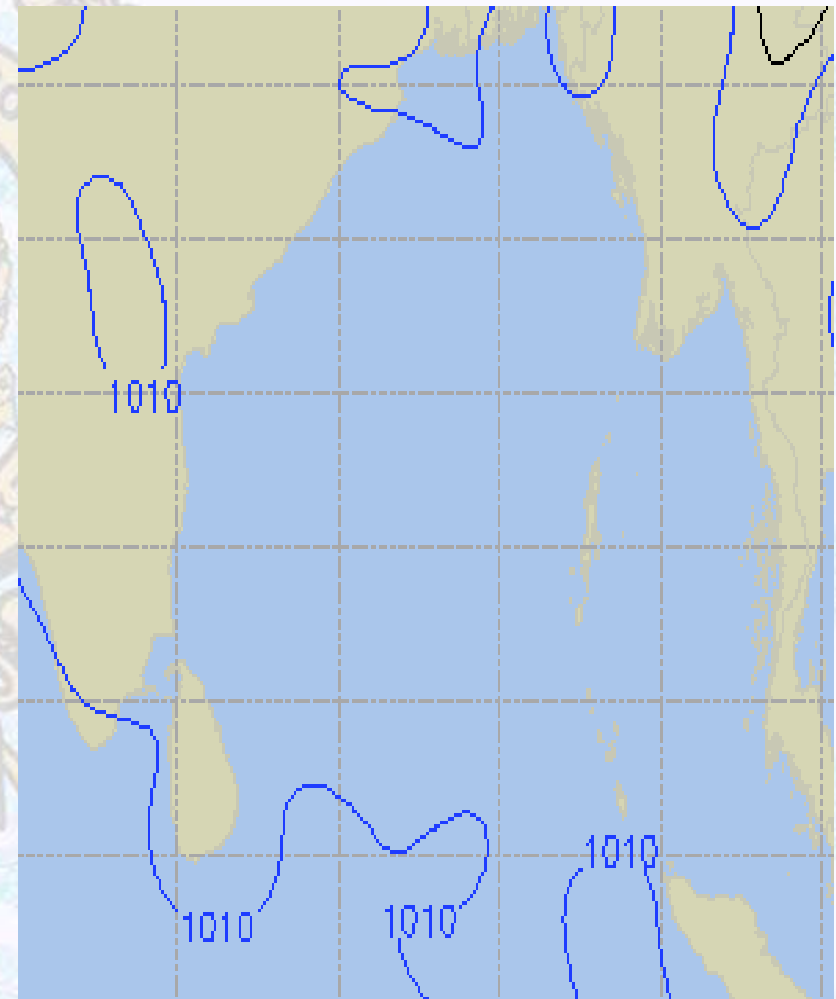
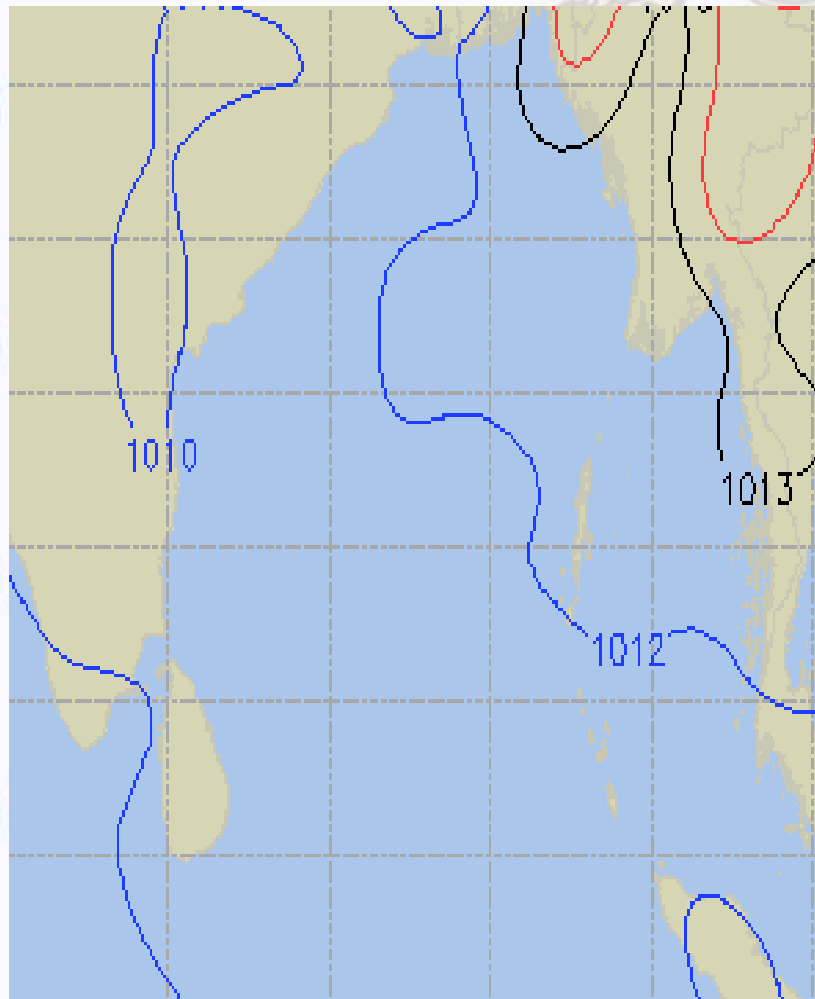




Surface Pressure forecast – 07 & 08 Mar - 2020

07 Mar 2020 Saturday

08 Mar 2020 Sunday

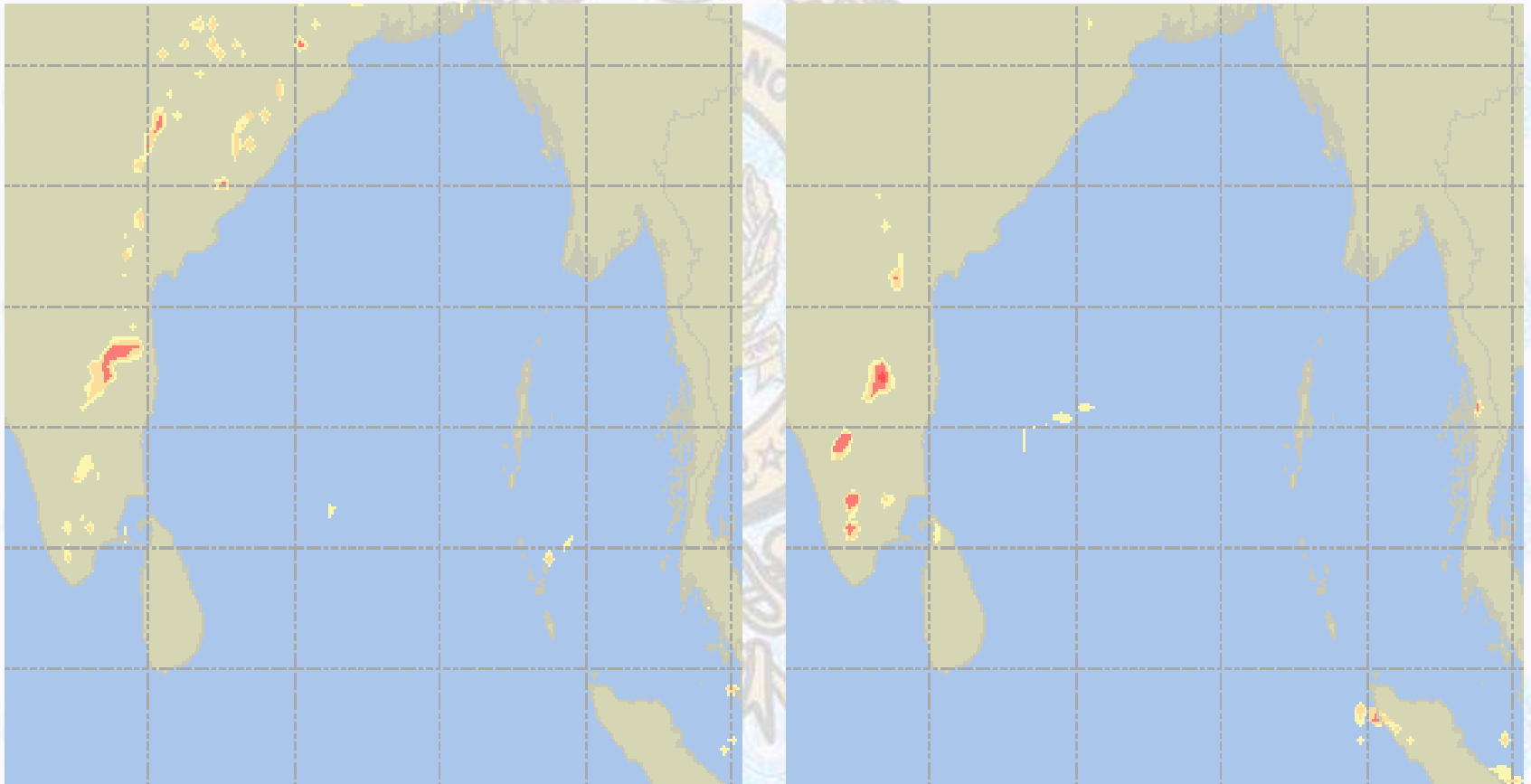




Visibility at Sea Forecast – 07 & 08 Mar - 2020

07 Mar 2020 Saturday

08 Mar 2020 Sunday



Visibility Scale:

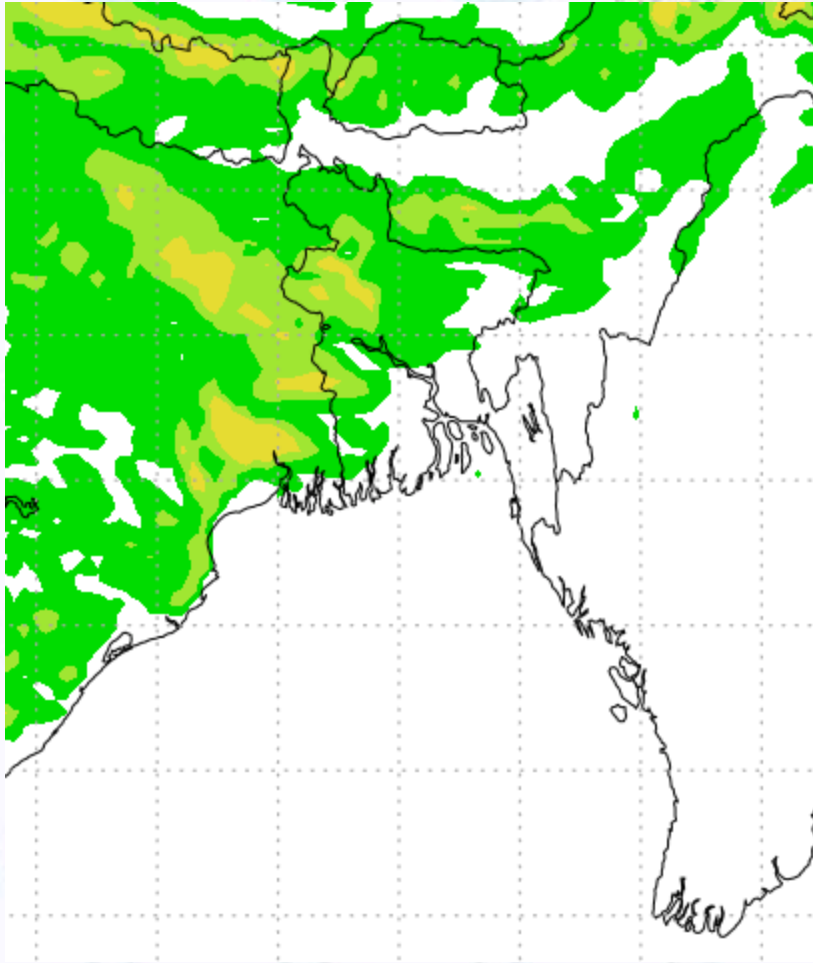


Ref (Slide 12-18): <http://www.weatheronline.co.uk/marine/weather?LEVEL>

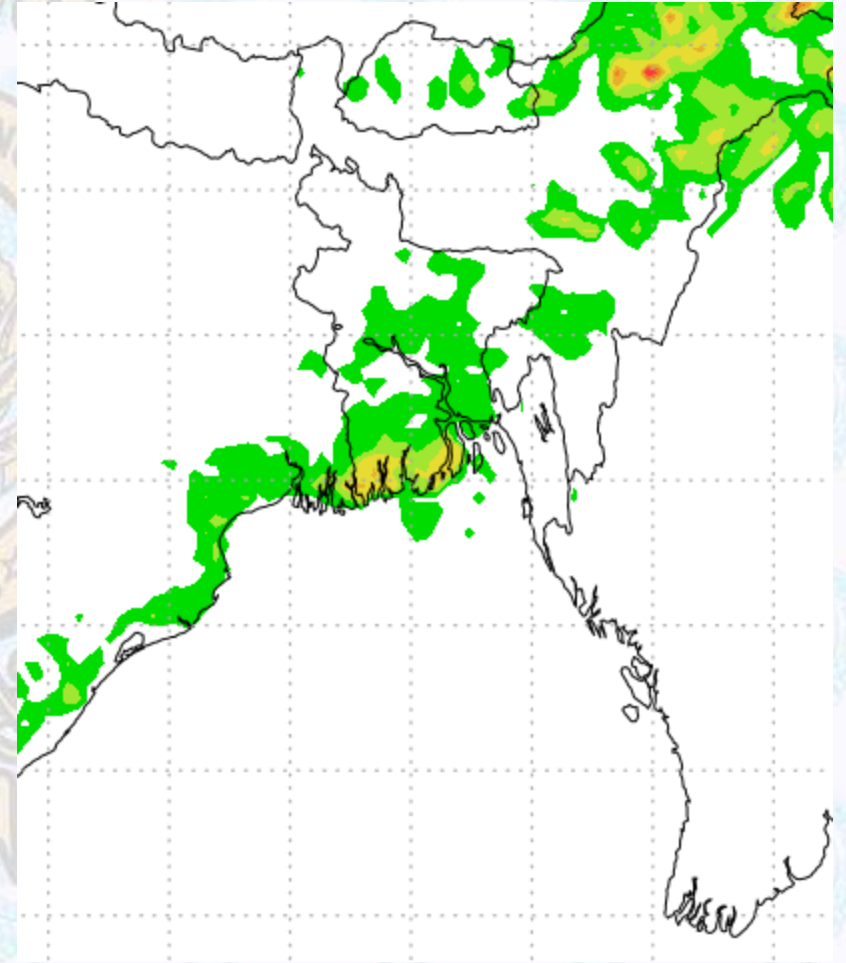


Precipitation

Rain(mm) 07 & 08 Mar 2020



Rain(mm) 08 & 09 Mar 2020



Precipitation Scale (mm):





Tidal Information

KHAL NO. 10

COX'S BAZAR

HIRAN POINT

07 Mar 2020	Time	Height		Time	Height		Time	Height
	0542	0.86		0308	0.58		0316	0.76
	1127	3.55		0851	2.64		0912	2.34
	1747	0.86		1524	0.50		1515	0.63
	2334	4.12		2117	3.14		2128	2.75
08 Mar 2020	Time	Height		Time	Height		Time	Height
	0631	0.62		0400	0.37		0401	0.49
	1213	3.88		0938	2.98		0957	2.60
	1839	0.62		1617	0.30		1606	0.41
	-	-		2202	3.42		2212	2.92
09 Mar 2020	Time	Height		Time	Height		Time	Height
	0019	4.36		0446	1.17		0442	0.25
	0714	0.40		1021	3.26		1039	2.81
	1252	4.16		1703	0.13		1651	0.24
	1925	0.44		2224	3.60		2252	3.03