



WEATHER FORECAST FOR BN

05 - 08 MAR 2020



WEATHER FORECAST – DHAKA

05.03.2020

Hourly	2 PM	4 PM	8 PM	11 PM
Temp. / Dew Point	29 / 17	29 / 18	25 / 20	23 / 20
Wind	7 km/h WSW	7 km/h WSW	6 km/h SW	4 km/h WSW
Humidity	47%	51%	73%	82%
Chance of Precip	1%	1%	19%	18%
Cloud Cover	31%	15%	34%	59%
Conditions	Sunny	Sunny	Partly Cloudy	Partly Cloudy
Sunrise Sunset	6: 18 AM 6: 04 PM			

Conditions

Pressure : 1011 hpa

Visibility : 8.05 km

Ref: <https://www.wunderground.com/weather/bd/dhaka>



WEATHER FORECAST – CHATTOGRAM

05.03.2020

Hourly	2 PM	4 PM	8 PM	11 PM
Temp. / Dew Point	29 / 19	28 / 20	24 / 21	22 / 21
Wind	17 km/h W	13 km/h WSW	7 km/h SW	5 km/h WSW
Humidity	52%	64%	82%	92%
Chance of Precip.	1%	1%	4%	6%
Cloud Cover	31%	23%	9%	17%
Conditions	Partly Cloudy	Sunny	Clear	Clear
Sunrise Sunset	6: 11 AM 5: 59 PM			

Conditions

Pressure : 1011 hpa

Visibility : 4.02 Km

Ref: <https://www.wunderground.com/weather/bd/chittagong>



WEATHER FORECAST – KHULNA

05.03.2020

Hourly	2 PM	4 PM	8 PM	11 PM
Temp. / Dew Point	28 / 20	28 / 20	24 / 21	23 / 21
Wind	4 km/h SW	7 km/h SSW	8 km/h SW	5 km/h SW
Humidity	62%	61%	81%	90%
Chance of Precip.	1%	11%	7%	11%
Cloud Cover	77%	59%	30%	40%
Conditions	Partly Cloudy	Partly Cloudy	Partly Cloudy	Partly Cloudy
Sunrise Sunset	6: 21 AM 6: 09 PM			

Conditions

Pressure : 1011 hpa

Visibility : 8.05 Km

Ref: <https://www.wunderground.com/weather/bd/khulna>



GENERAL WEATHER FORECAST – DHAKA

Description	06 Mar 2020	07 Mar 2020	08 Mar 2020
Temperature (C)	27°C/ 20°C	27°C/ 20°C	30°C/ 19°C
Summary	Partly Cloudy/ Light Rain	Partly Cloudy/ Light Rain	Partly Cloudy/ Light Rain
Sun Rise/Set	6h15m30s/18h04m36s	6h14m42s/18h04m30s	6h13m54s/18h05m00s
Day Length	11h48m36s	11h49m48s	11h51m06s
Moon Rise/ Set	2:28PM 3:25AM	3:33PM 4:19AM	4:39PM 5:11AM
Moon Phase/ illu	Waxing Gibbous, 82%	Waxing Gibbous, 90%	Waxing Gibbous, 96%
NauticalTwilight	0527,1852	0526,1853	0525,1853
Civil Twilight	0553,1827	0552,1826	0551,1827
Humidity	D : 73% N : 85%	D : 77% N : 89%	D : 71% N : 79%
Barometer (mb)	1012	1013	1013
Visibility	Moderate	Moderate	Moderate
Precip Chance	20%	50%	40%
Wind (mph)	9 Km/h WNW	8 Km/h NE	12 Km/h W

Ref: <https://weather.com/weather/5day//BGXX0003:1:BG>



GENERAL WEATHER FORECAST– CHATTOGRAM

Description	06 Mar 2020	07 Mar 2020	08 Mar 2020
Temperature (C)	28°C/ 19°C	28°C/ 19°C	29°C/ 20°C
Summary	Partly Cloudy/ Light Rain	Partly Cloudy/ Light Rain	Partly Cloudy/ Light Rain
Sun Rise/Set	6h09m06s/17h59m00s	6h08m18s/17h59m18s	6h07m30s/17h59m42s
Day Length	11h49m54s	11h51m00s	11h52m12s
Moon Rise/ Set	2:24PM 3:16AM	3:29PM 4:11AM	4:35PM 5:03AM
Moon Phase/ illu	Waxing Gibbous, 82%	Waxing Gibbous, 90%	Waxing Gibbous, 96%
Nautical Twilight	0521, 1847	0520, 1847	0519, 1847
Civil Twilight	0547, 1821	0546, 1821	0545, 1821
Humidity	D : 74% N : 93%	D : 72% N : 94%	D : 74% N : 96%
Barometer (mb)	1013	1014	1014
Visibility	Moderate	Moderate	Moderate
Precip Chance	10 %	10 %	20 %
Wind (mph)	11 Km/h NW	12 Km/h NW	11 Km/h WNW

Ref: <https://weather.com/weather/5day//BGXX0002:1:BG>




GENERAL WEATHER FORECAST – KHULNA

Description	06 Mar 2020	07 Mar 2020	08 Mar 2020
Temperature(C)	27°C/ 20°C	27°C/ 20°C	31°C/ 19°C
Summary	Mostly Cloudy/ Light Rain	Mostly Cloudy/Light Rain	Mostly Cloudy
Sun Rise/Set	6h18m30s/18h07m54s	6h17m48s/18h08m18s	6h16m48s/18h08m42s
Day Length	11h49m24s	11h50m42s	11h51m54s
Moon Rise/Set	2:34PM 3:27AM	3:39PM 4:21AM	4:45PM 5:13AM
Moon Phase/illu	Waxing Gibbous, 82%	Waxing Gibbous, 90%	Waxing Gibbous, 96%
Nautical Twilight	0530, 1856	0529, 1856	0528, 1856
Civil Twilight	0556,1830	0555, 1830	0554, 1830
Humidity	D : 74% N : 83%	D : 82% N : 87%	D : 72% N : 77%
Barometer (mb)	1012	1013	1013
Visibility	Good	Good	Good
Precip Chance	30%	80%	20%
Wind (mph)	10 km/h SSE	9 km/h SSE	15 km/h WNW

Ref: <https://weather.com/weather/5day//BGXX0005:1:BG>



SATELLITE VIEW OF BAY OF BENGAL

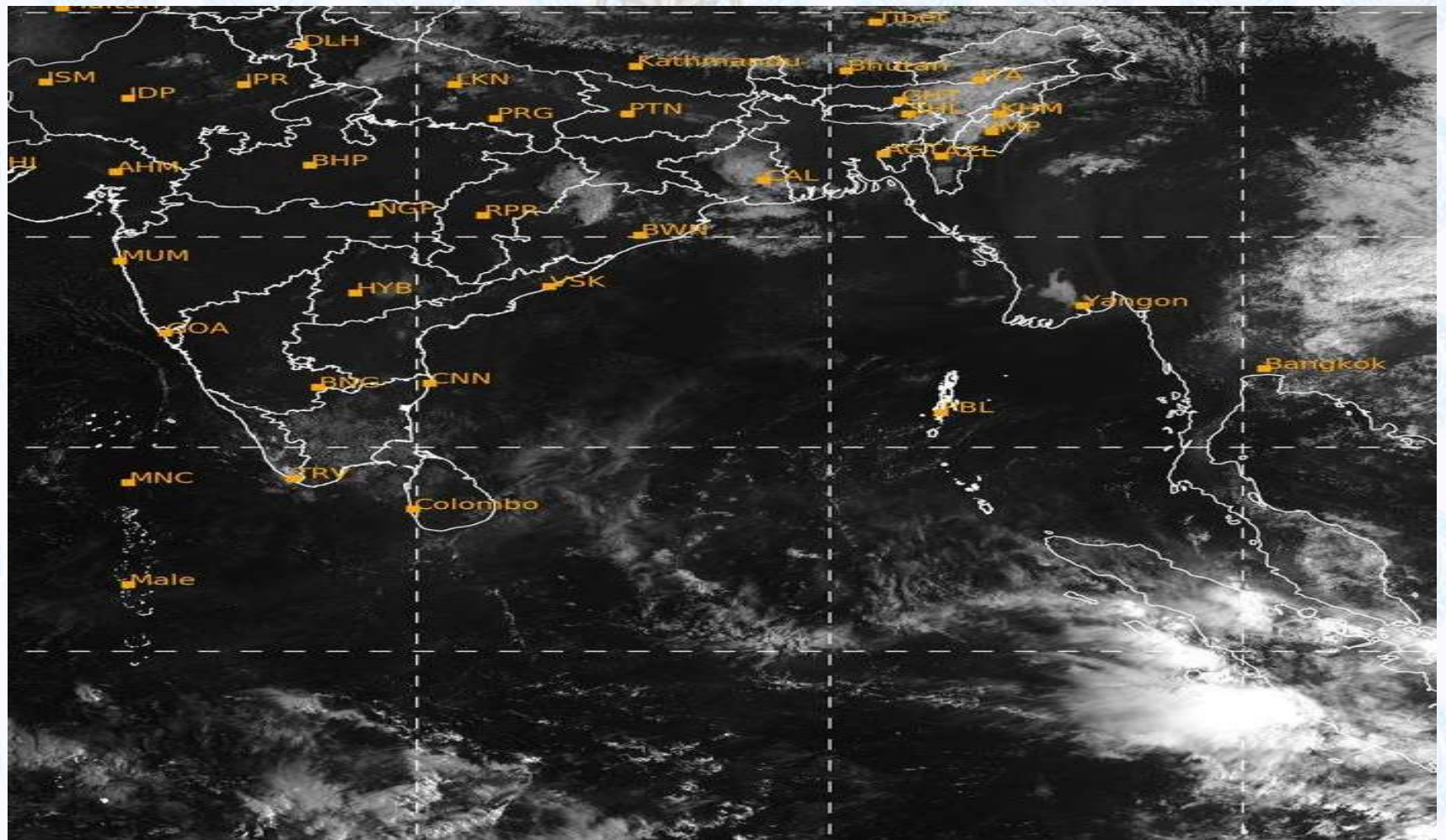


05/03/2020, 11:00 UTC MATSAT-IR

Ref: <http://satellite.imd.gov.in/insat.htm>



SATELLITE VIEW OF BAY OF BENGAL



05/03/2020, 11:00 MATSAT-VIS

Ref: <http://satellite.imd.gov.in/insat.htm>



Fleet Forecast Sea Area C-90 (Valid for 12 Hrs Commencing 1000 UTC of 05.03.2020)

Part One	NO STORM WARNING.	
Part Two	SEASONAL LOW LIES OVER SOUTH BAY.	
Part Three	Weather	TEMPORARY RAIN/THUNDER SHOWERS OVER AREA C-90.
	Wind	WEST/NORTH-WESTERLY, 08-12 KTS.
	Visibility	03-05 KMS REDUCING TO 1500 M OR LESS IN RAIN/SHOWRES .
	Outlook	FOR SUBSEQUENT 12 HOURS: LITTLE CHANGE.
	MSL Pressure	AT =05,0000 UTC. CHATTOGRAM =1012 HPA



Inland River Port Warning (VALID TILL 06 PM OF 05.03.2020)

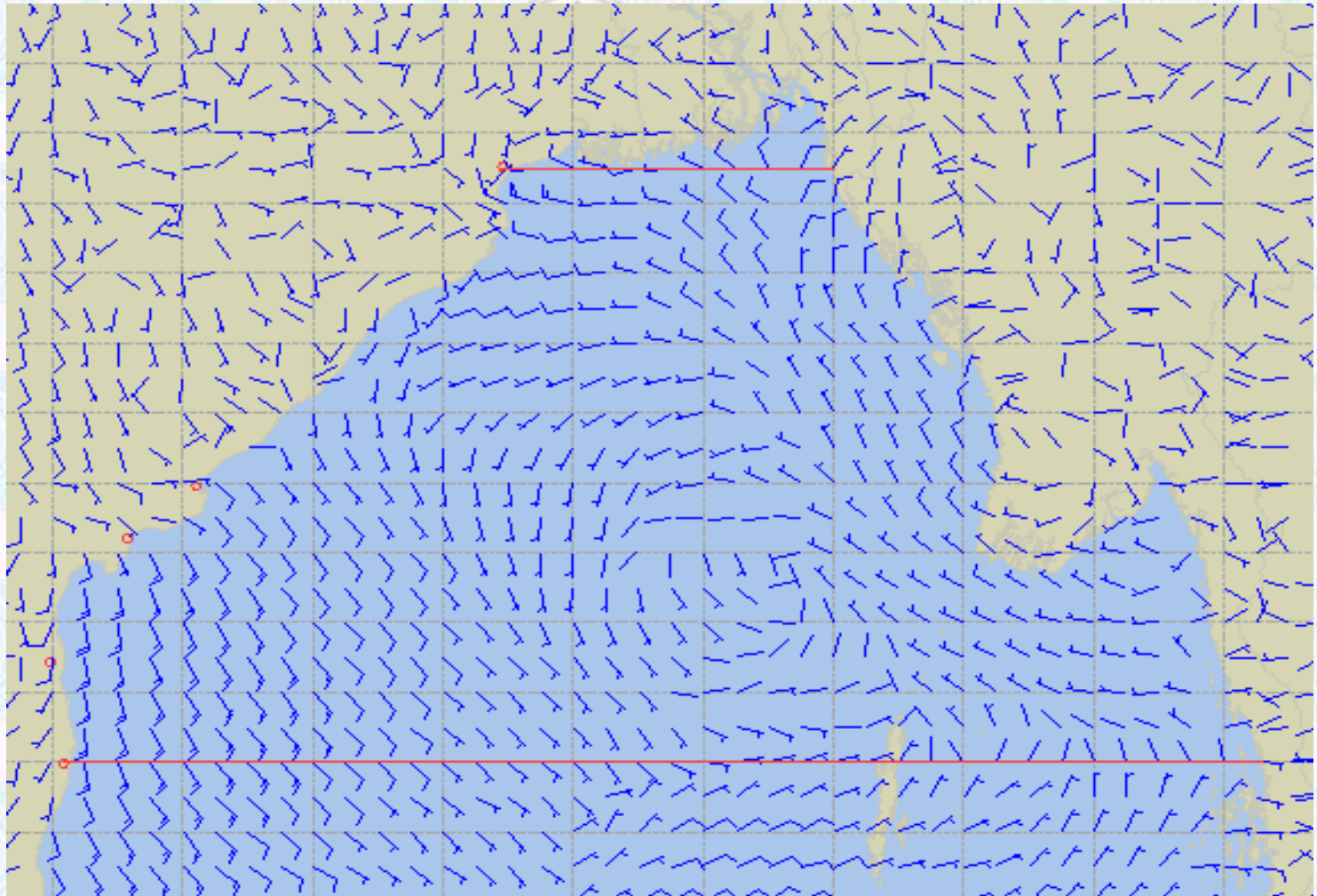
THERE IS NO INLAND RIVERPORT WARNING AND NO SIGNAL IS TO BE HOISTED.



Ref: <http://www.bmd.gov.bd/?/home>



Surface Wind Forecast- 06 Mar - 2020



Legend:



**Calm
Winds**



5 Knots



10 Knots



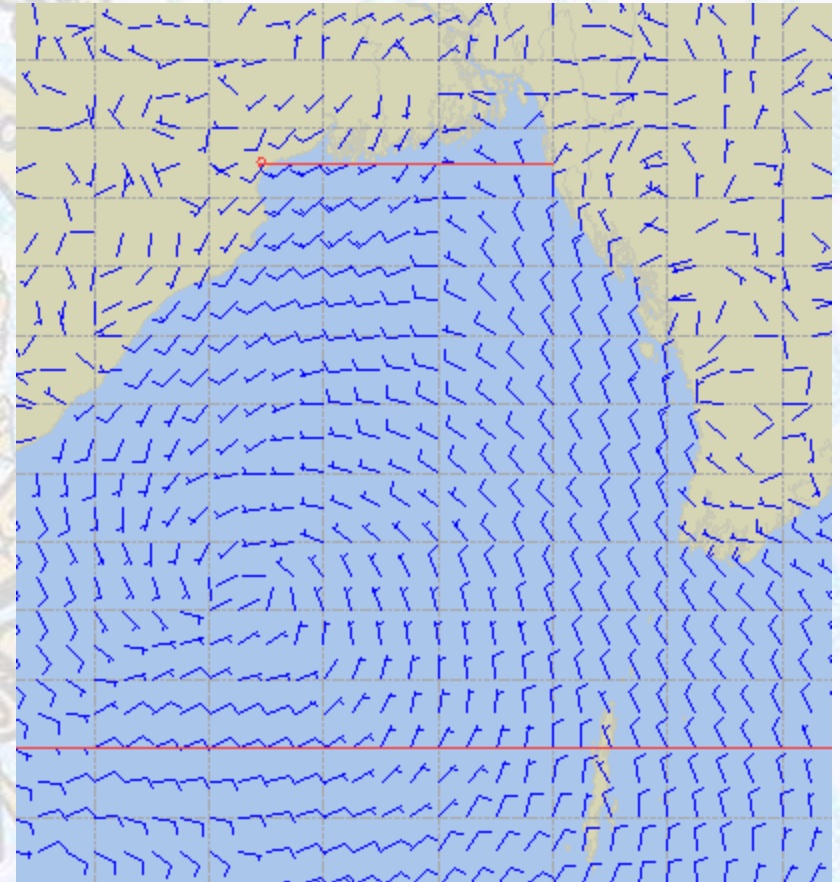
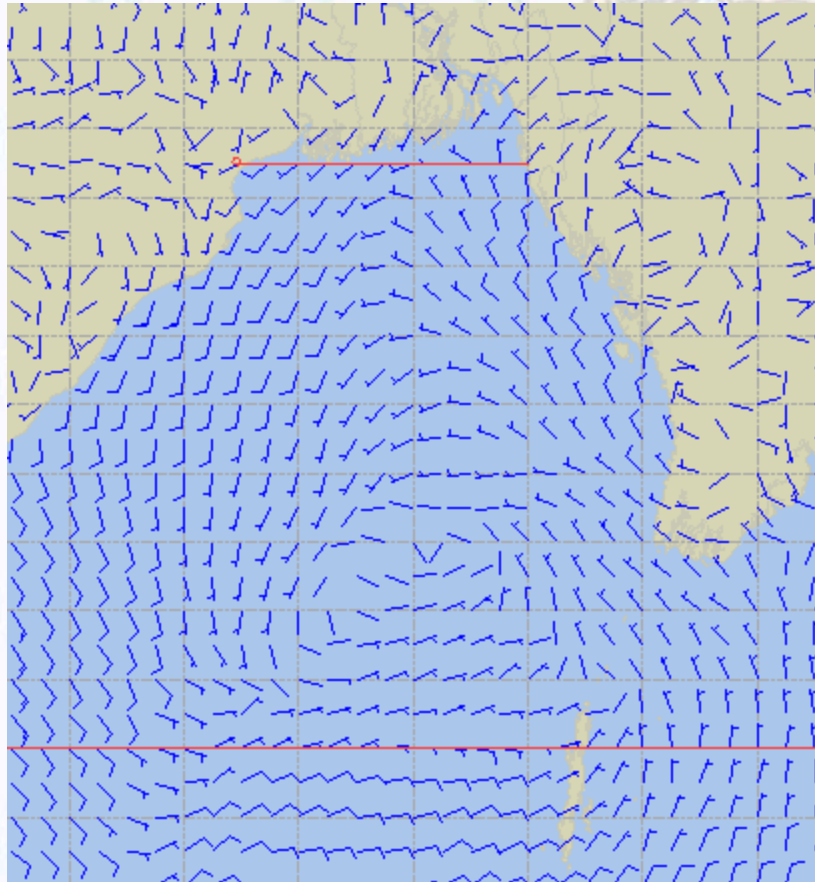
60 Knots



Surface Wind Forecast – 07 & 08 Mar - 2020

07 Mar 2020 Saturday

08 Mar 2020 Sunday



Legend:



**Calm
Winds**



5 Knots



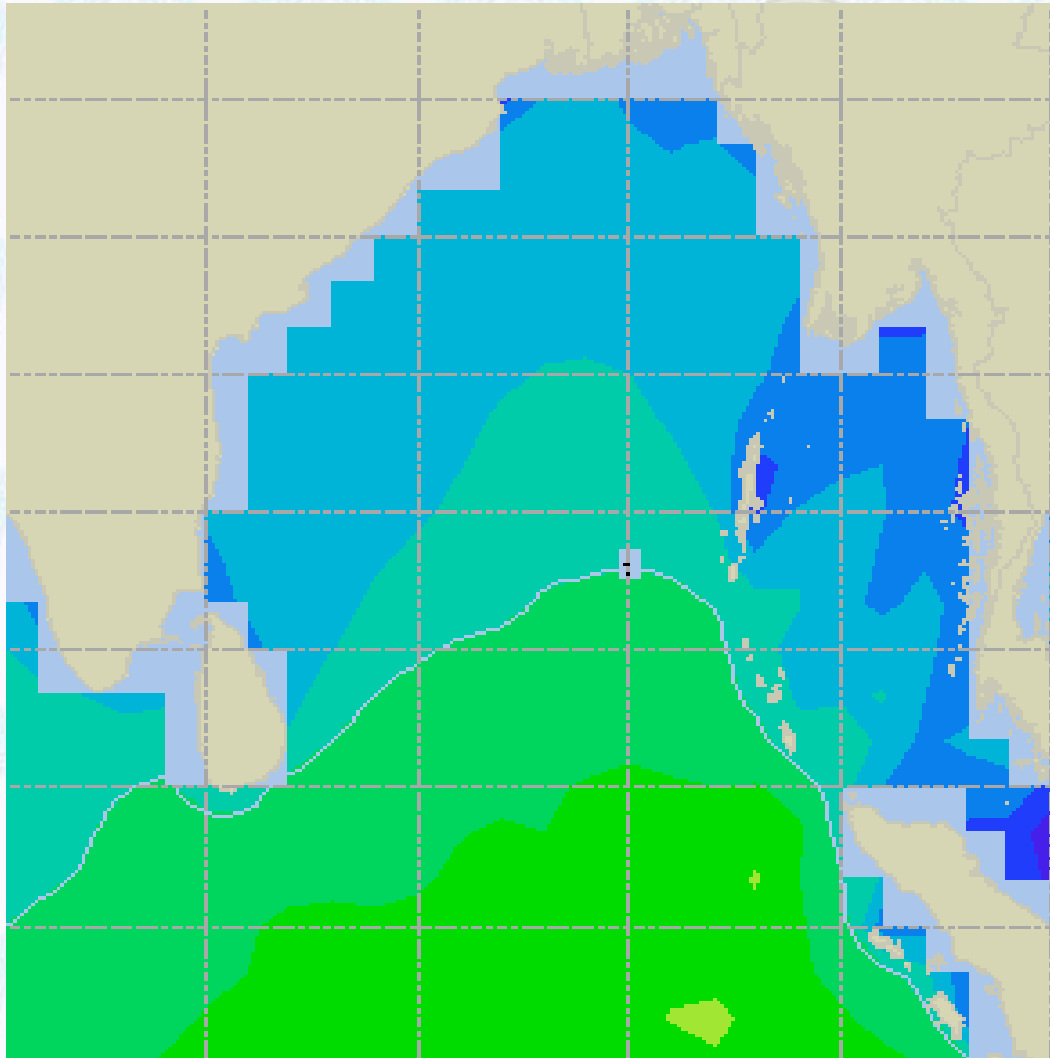
10 Knots



60 Knots



Sea State Forecast - 06 Mar - 2020



Sea State	Ht (m)
0	0-0.1
1	0-0.1
2	0.1-0.5
3	0.5-1.25
4	1.25-2.5
5	2.5-4.0
6	4-6
7	6-9
8	9-14
9	Over 14

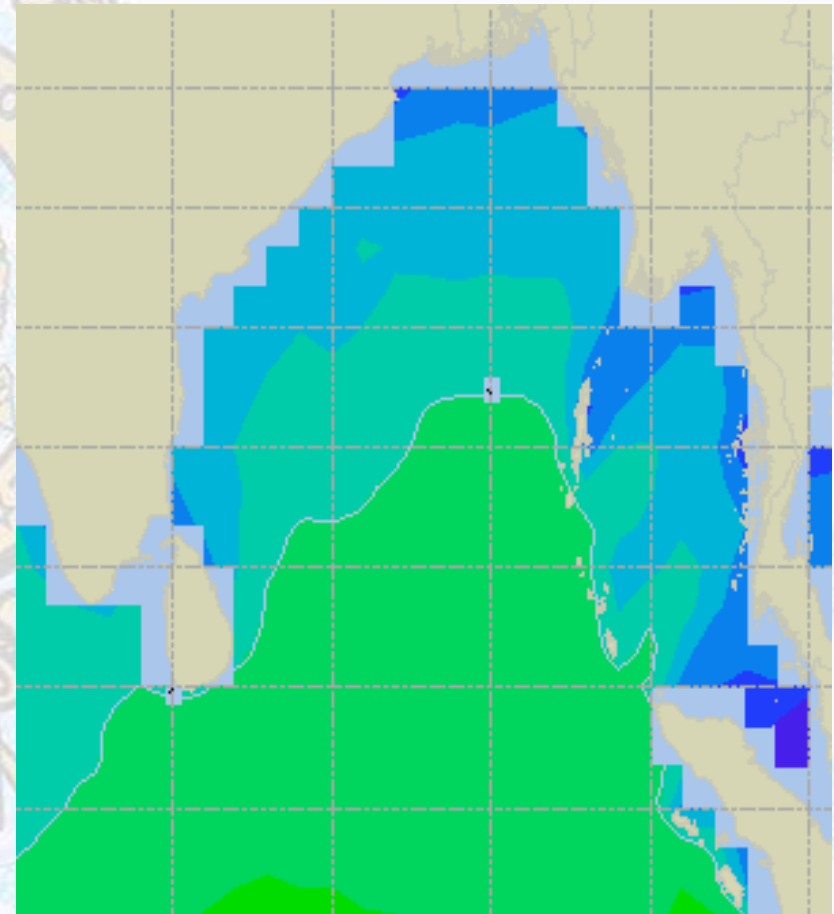
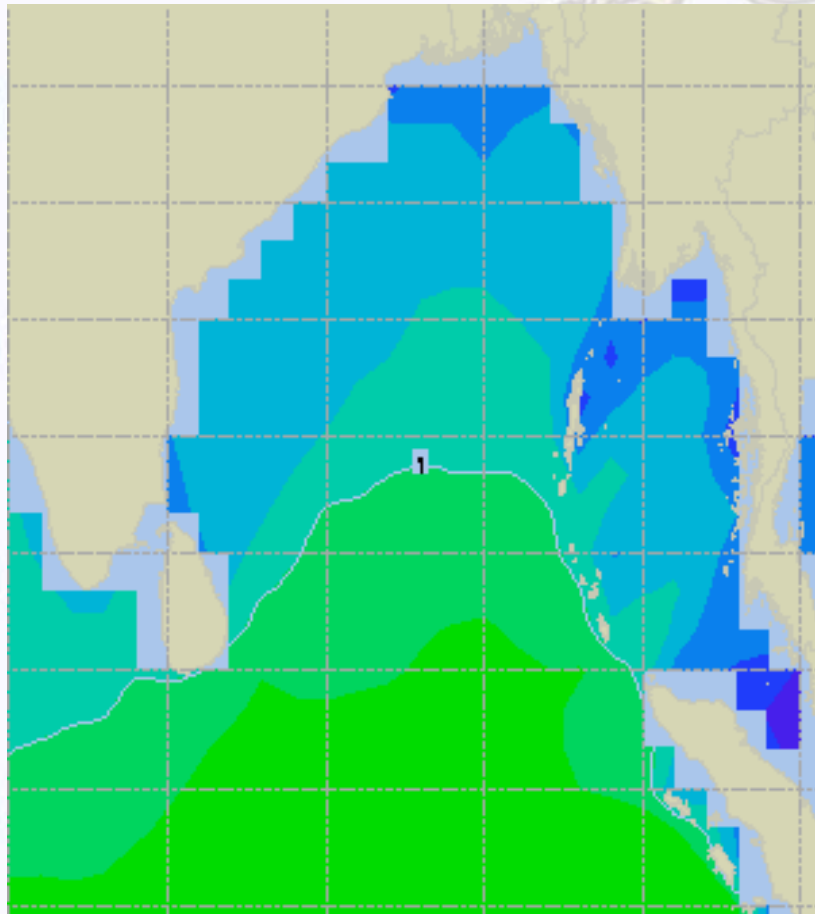




Sea State Forecast - 07 & 08 Mar - 2020

07 Mar 2020 Saturday

08 Mar 2020 Sunday

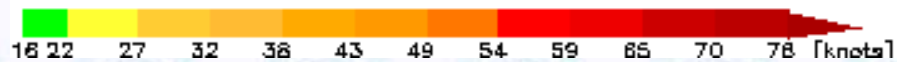
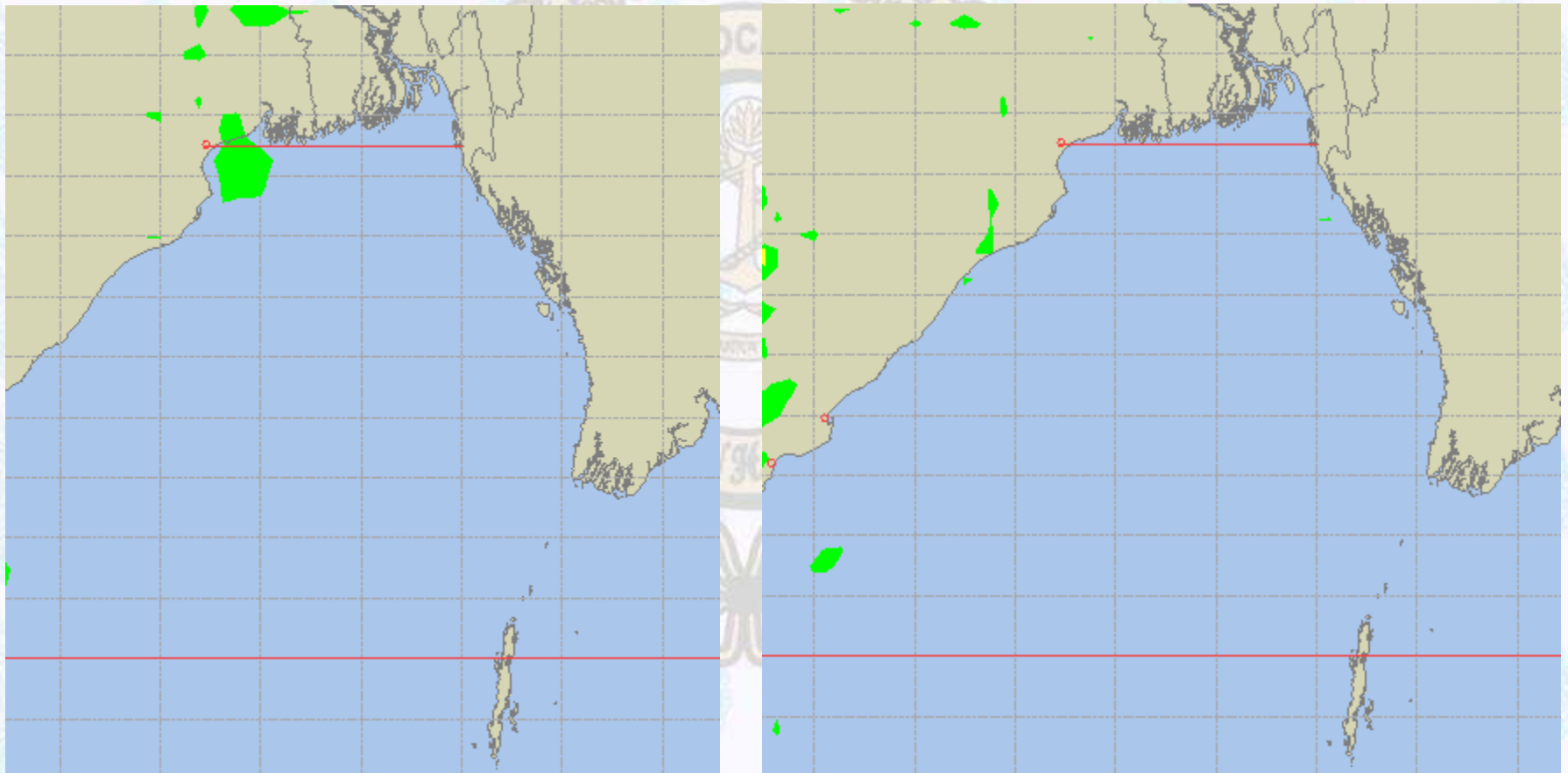




Peak Gusting Possibilities – 06 & 07 Mar - 2020

06 Mar 2020 Friday

07 Mar 2020 Saturday

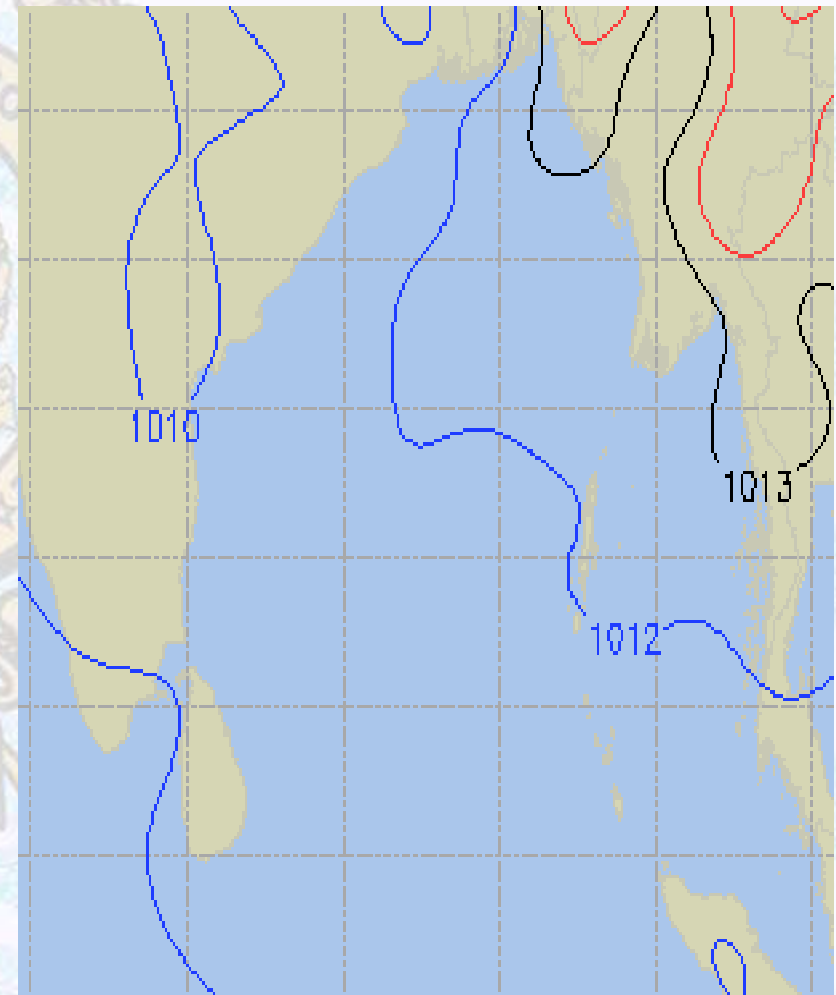
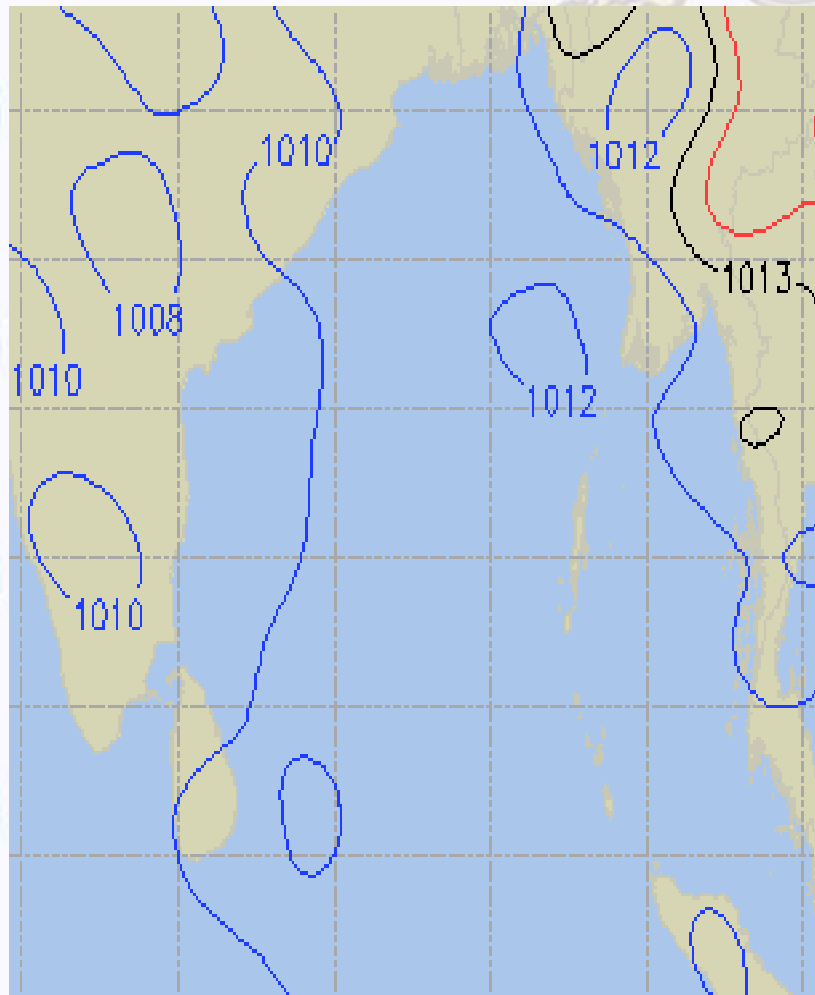




Surface Pressure forecast – 06 & 07 Mar - 2020

06 Mar 2020 Friday

07 Mar 2020 Saturday

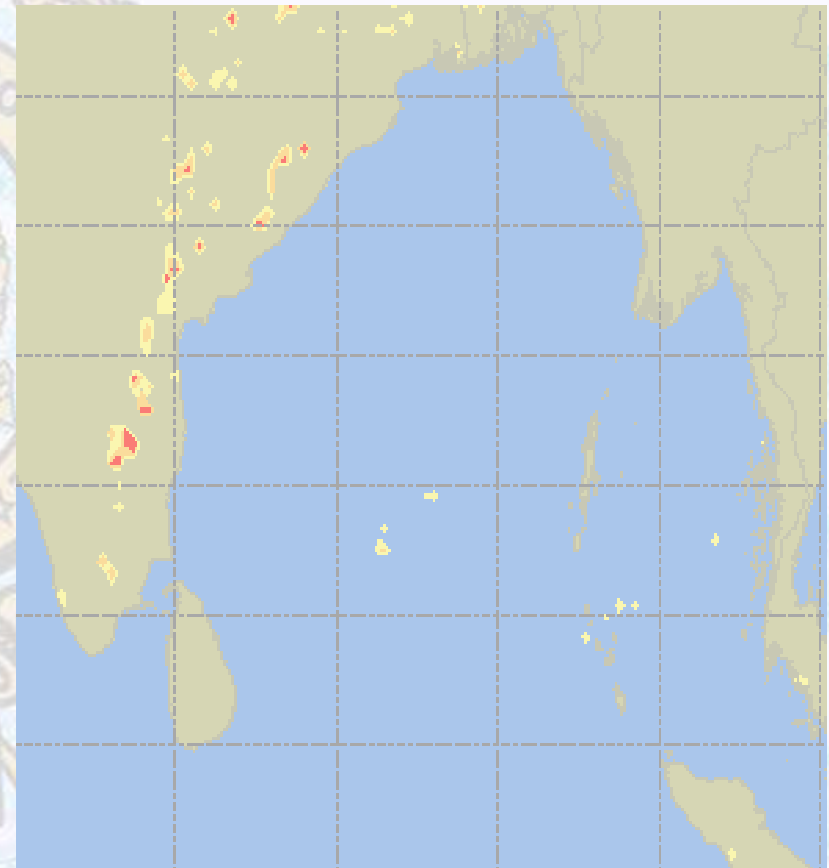
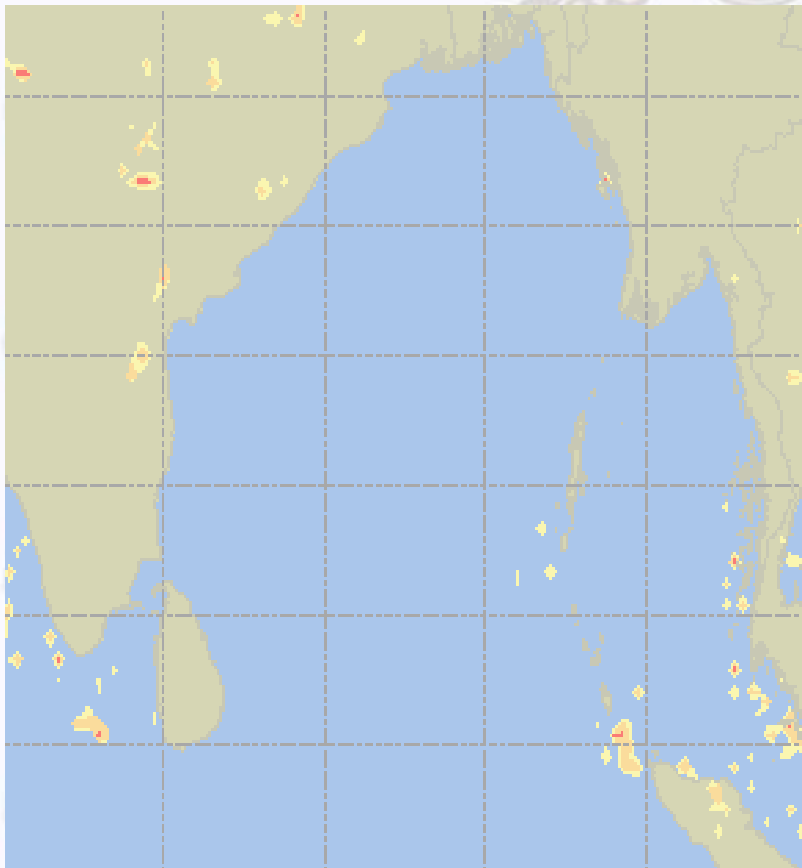




Visibility at Sea Forecast – 06 & 07 Mar - 2020

06 Mar 2020 Friday

07 Mar 2020 Saturday



Visibility Scale:



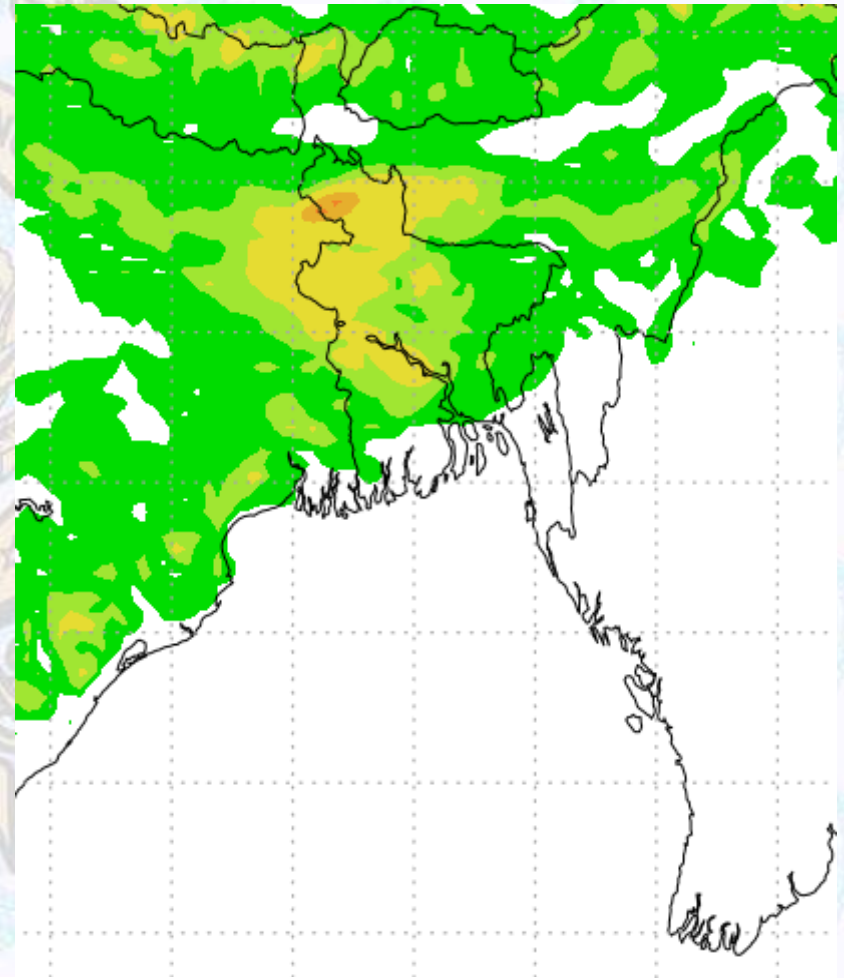
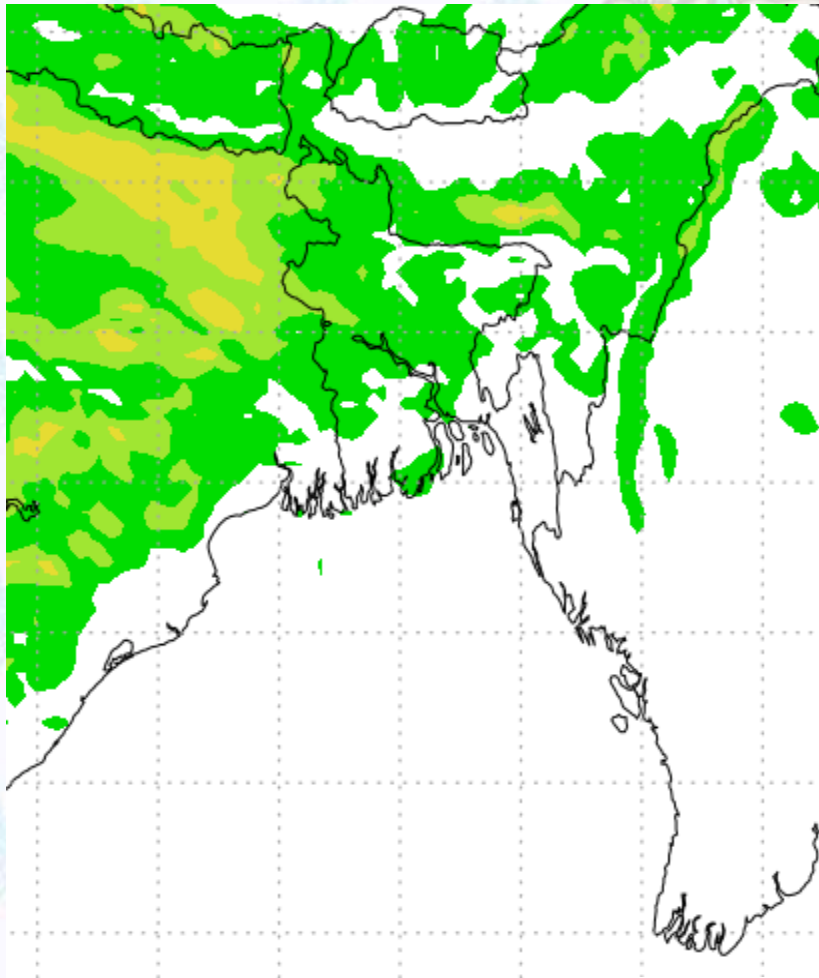
Ref (Slide 12-18): <http://www.weatheronline.co.uk/marine/weather?LEVEL>



Precipitation

Rain(mm) 06 & 07 Mar 2020

Rain(mm) 07 & 08 Mar 2020



Precipitation Scale (mm):





Tidal Information

KHAL NO. 10

COX'S BAZAR

HIRAN POINT

	Time	Height		Time	Height		Time	Height
06 Mar 2020	0437	1.12		0205	0.79		0218	1.04
	1027	3.19		0753	2.31		0812	2.07
	1641	1.09		1421	0.71		1411	0.85
	2241	3.85		2027	2.82		2037	2.53
07 Mar 2020	Time	Height		Time	Height		Time	Height
	0542	0.86		0308	0.58		0316	0.76
	1127	3.55		0851	2.64		0912	2.34
	1747	0.86		1524	0.50		1515	0.63
	2334	4.12		2117	3.14		2128	2.75
08 Mar 2020	Time	Height		Time	Height		Time	Height
	0631	0.62		0400	0.37		0401	0.49
	1213	3.88		0938	2.98		0957	2.60
	1839	0.62		1617	0.30		1606	0.41
	-	-		2202	3.42		2212	2.92