



WEATHER FORECAST FOR BN

02 - 05 MAR 2020



WEATHER FORECAST – DHAKA

02.03.2020

Hourly	2 PM	4 PM	8 PM	11 PM
Temp. / Dew Point	30 / 18	30 / 16	25 / 18	23 / 18
Wind	10 km/h W	11 km/h WNW	6 km/h NW	4 km/h W
Humidity	47%	44%	63%	73%
Chance of Precip	1%	1%	4%	6%
Cloud Cover	23%	26%	43%	33%
Conditions	Sunny	Sunny	Partly Cloudy	Partly Cloudy
Sunrise Sunset	6: 21 AM 6: 03 PM			

Conditions

Pressure : 1012 hpa

Visibility : 11.27 km

Ref: <https://www.wunderground.com/weather/bd/dhaka>



WEATHER FORECAST – CHATTOGRAM

02.03.2020

Hourly	2 PM	4 PM	8 PM	11 PM
Temp. / Dew Point	27 / 19	27 / 20	24 / 21	22 / 21
Wind	10 km/h WSW	12 km/h WSW	8 km/h SW	4 km/h WSW
Humidity	59%	67%	82%	94%
Chance of Precip.	1%	1%	5%	6%
Cloud Cover	4%	6%	11%	14%
Conditions	Sunny	Sunny	Clear	Clear
Sunrise Sunset	6: 14 AM 5: 58 PM			

Conditions

Pressure : 1012 hpa

Visibility : 9.66 Km

Ref: <https://www.wunderground.com/weather/bd/chittagong>



WEATHER FORECAST – KHULNA

02.03.2020

Hourly	2 PM	4 PM	8 PM	11 PM
Temp. / Dew Point	30 / 18	30 / 18	25 / 19	23 / 20
Wind	9 km/h WNW	8 km/h NW	6 km/h WSW	4 km/h SW
Humidity	49%	49%	70%	81%
Chance of Precip.	1%	1%	4%	7%
Cloud Cover	11%	20%	37%	31%
Conditions	Sunny	Sunny	Clear	Clear
Sunrise Sunset	6: 24 AM 6: 08 PM			

Conditions

Pressure : 1013 hpa

Visibility : 14.48 Km

Ref: <https://www.wunderground.com/weather/bd/khulna>



GENERAL WEATHER FORECAST – DHAKA

Description	03 Mar 2020	04 Mar 2020	05 Mar 2020
Temperature (C)	31°C/ 20°C	30°C/ 20°C	29°C/ 20°C
Summary	Sunny	Sunny	Sunny
Sun Rise/Set	6h18m30s/18h02m24s	6h17m30s/18h03m00s	6h16m24s/18h03m36s
Day Length	11h43m54s	11h45m30s	11h47m12s
Moon Rise/ Set	11:42AM 12:34AM	12:31PM 1:31AM	1:27PM 2:28AM
Moon Phase/ illu	Waxing Gibbous, 52%	Waxing Gibbous, 62%	Waxing Gibbous, 72%
NauticalTwilight	0529,1851	0528,1851	0527,1852
Civil Twilight	0555,1825	0555,1825	0554,1825
Humidity	D : 60% N : 77%	D : 66% N : 85%	D : 70% N : 82%
Barometer (mb)	1011	1010	1011
Visibility	Moderate	Moderate	Moderate
Precip Chance	10%	20%	40%
Wind (mph)	13 Km/h W	12 Km/h SW	7 Km/h ESE

Ref: <https://weather.com/weather/5day//BGXX0003:1:BG>



GENERAL WEATHER FORECAST– CHATTOGRAM

Description	03 Mar 2020	04 Mar 2020	05 Mar 2020
Temperature (C)	28°C/ 19°C	28°C/ 19°C	29°C/ 20°C
Summary	Partly Cloudy/Sunny	Partly Cloudy/Sunny	Partly Cloudy/Sunny
Sun Rise/Set	6h12m00s/17h57m30s	6h10m54s/17h58m00s	6h09m54s/17h58m36s
Day Length	11h45m30s	11h47m06s	11h48m42s
Moon Rise/ Set	11:38AM 12:25AM	12:28PM 1:22AM	1:24PM 2:19AM
Moon Phase/ illu	Waxing Gibbous, 51%	Waxing Gibbous, 62%	Waxing Gibbous, 72%
NauticalTwilight	0523, 1845	0522, 1846	0522, 1846
Civil Twilight	0549,1819	0548,1820	0547,1820
Humidity	D : 77% N : 95%	D : 79% N : 95%	D : 74% N : 91%
Barometer (mb)	1012	1011	1012
Visibility	Moderate	Moderate	Moderate
Precip Chance	10 %	10 %	10 %
Wind (mph)	12 Km/h W	12 Km/h WSW	10 Km/h NW

Ref: <https://weather.com/weather/5day//BGXX0002:1:BG>



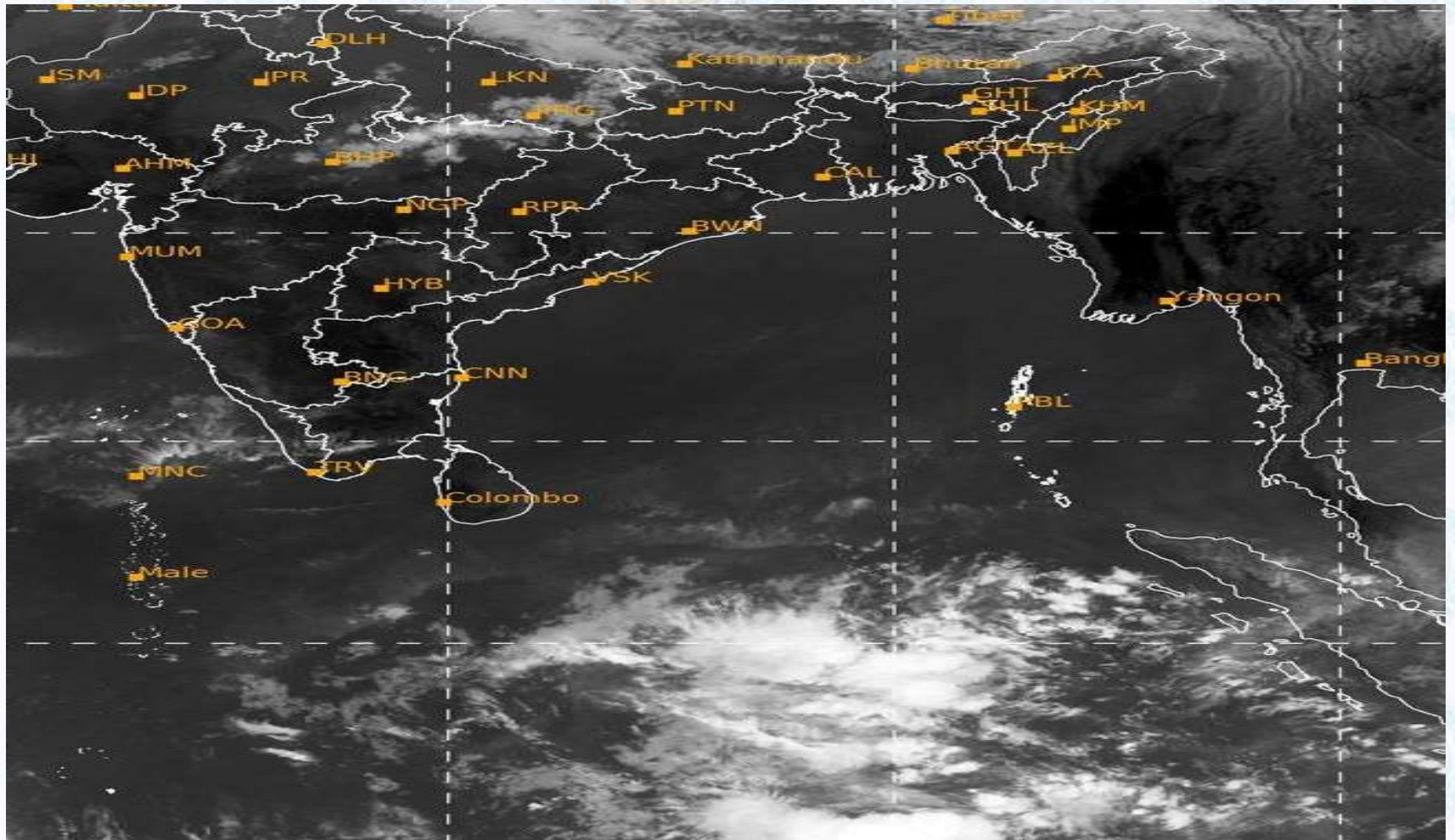
GENERAL WEATHER FORECAST – KHULNA

Description	03 Mar 2020	04 Mar 2020	05 Mar 2020
Temperature(C)	30°C/ 20°C	30°C/ 21°C	29°C/ 20°C
Summary	Partly Cloudy/Sunny	Partly Cloudy/Sunny	Partly Cloudy/Sunny
Sun Rise/Set	6h21m24s/18h06m18s	6h20m18s/18h06m54s	6h19m18s/18h07m30s
Day Length	11h44m54s	11h46m36s	11h48m12s
Moon Rise/Set	11:48AM 12:36AM	12:38PM 1:33AM	1:34PM 2:29AM
Moon Phase/illu	Waxing Gibbous, 52%	Waxing Gibbous, 62%	Waxing Gibbous, 72%
Nautical Twilight	0532, 1854	0532, 1855	0531, 1855
Civil Twilight	0558.,1828	0558,1829	0557,1829
Humidity	D : 65% N : 87%	D : 72% N : 90%	D : 71% N : 90%
Barometer (mb)	1011	1010	1011
Visibility	Moderate	Moderate	Moderate
Precip Chance	10%	30%	30%
Wind (mph)	12 km/h W	12 km/h SSW	11 km/h SSW

Ref: <https://weather.com/weather/5day//BGXX0005:1:BG>



SATELLITE VIEW OF BAY OF BENGAL

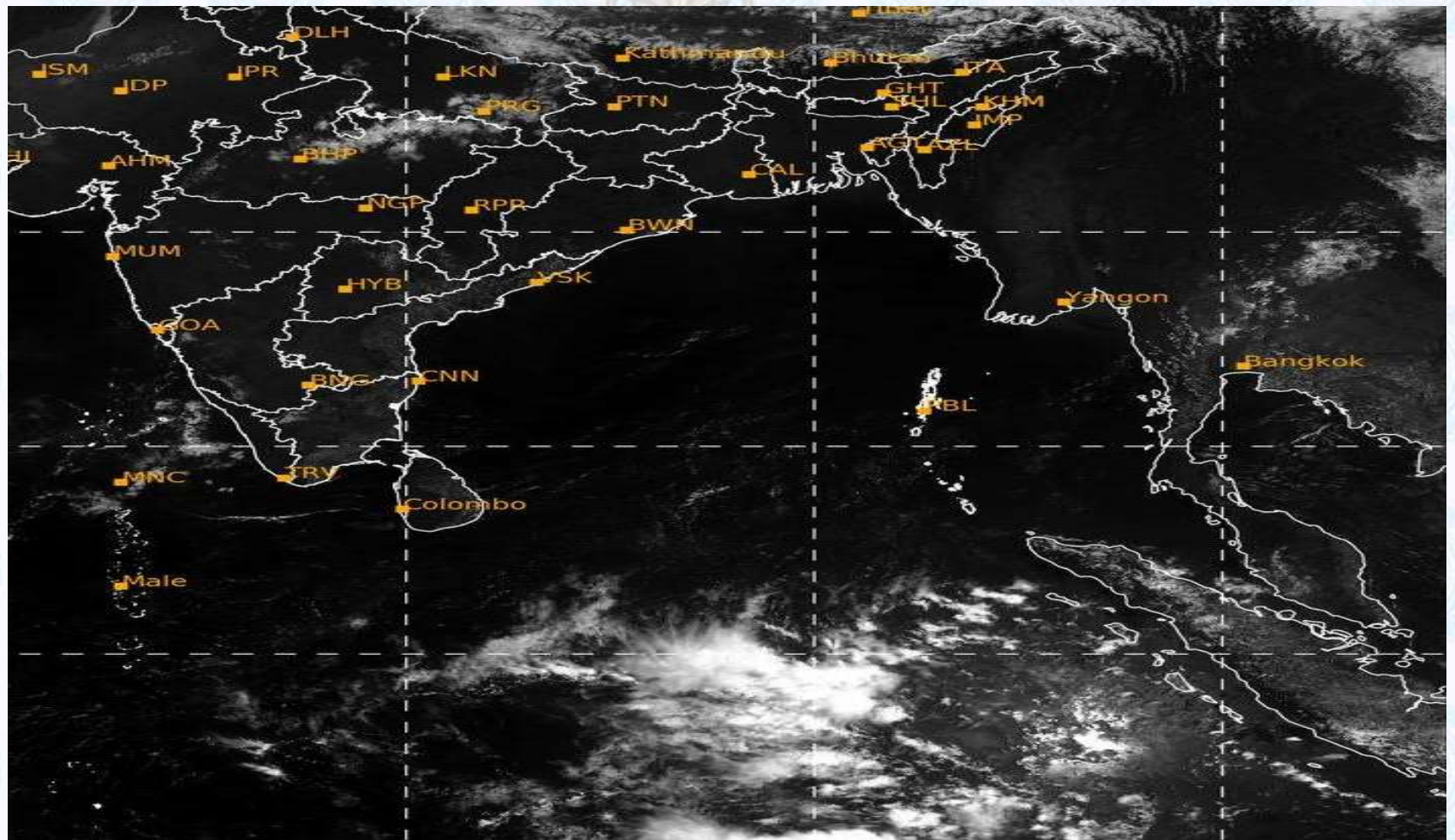


02/03/2020, 10:00 UTC MATSAT-IR

Ref: <http://satellite.imd.gov.in/insat.htm>



SATELLITE VIEW OF BAY OF BENGAL



02/03/2020, 10:00 MATSAT-VIS

Ref: <http://satellite.imd.gov.in/insat.htm>



Fleet Forecast Sea Area C-90 (Valid for 12 Hrs Commencing 1000 UTC of 02.03.2020)

Part One	NO STORM WARNING.	
Part Two	SEASONAL LOW LIES OVER SOUTH BAY.	
Part Three	Weather	TEMPORARY PARTLY CLOUDY OVER AREA C-90
	Wind	WEST/ NORTH-WESTERLY, 08-12 KTS
	Visibility	(03-05) KMS REDUCING TO 1500M OR LESS IN MIST/HAZE.
	Outlook	FOR SUBSEQUENT 12 HOURS: LITTLE CHANGE.
	MSL Pressure	AT =02,0000 UTC. CHATTOGRAM =1012 HPA



Inland River Port Warning (VALID TILL 06 PM OF 02.03.2020)

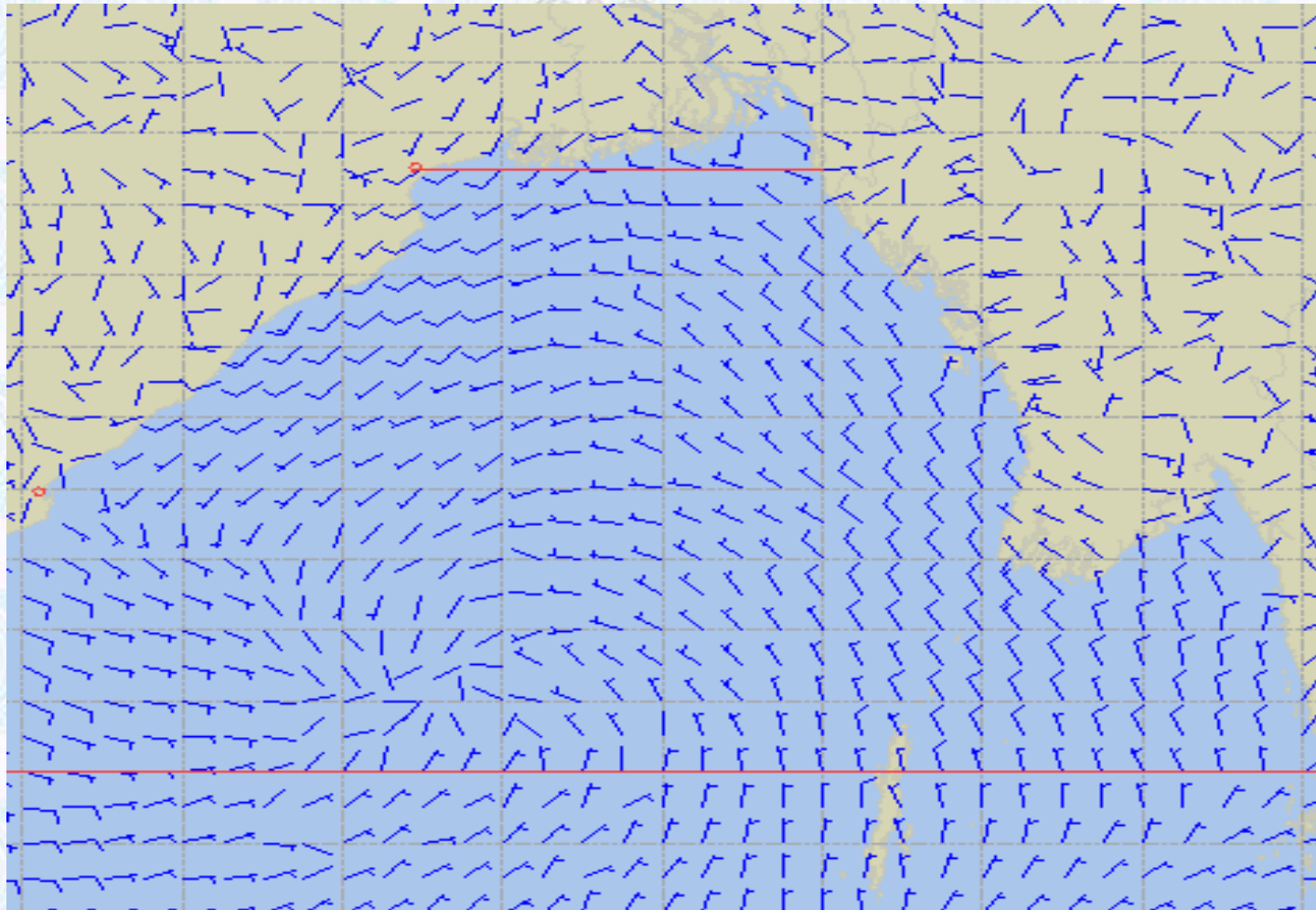
THERE IS NO INLAND RIVERPORTS WARNING AND NO SIGNAL IS TO BE HOISTED.



Ref: <http://www.bmd.gov.bd/?/home>



Surface Wind Forecast- 03 Mar - 2020



Legend:



Calm
Winds



5 Knots



10 Knots



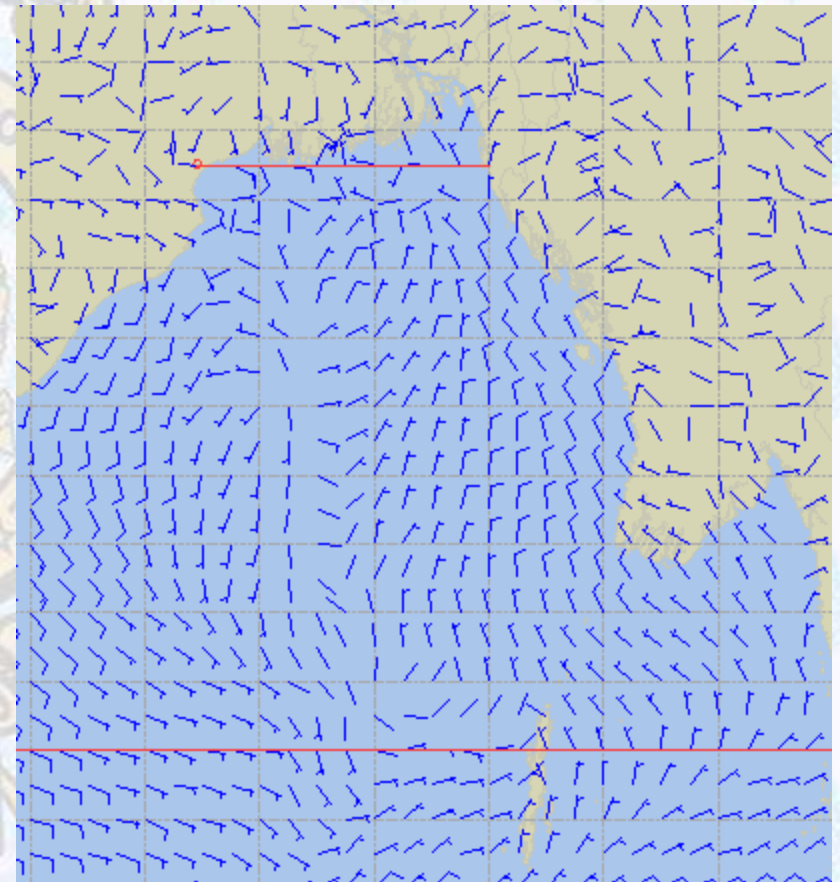
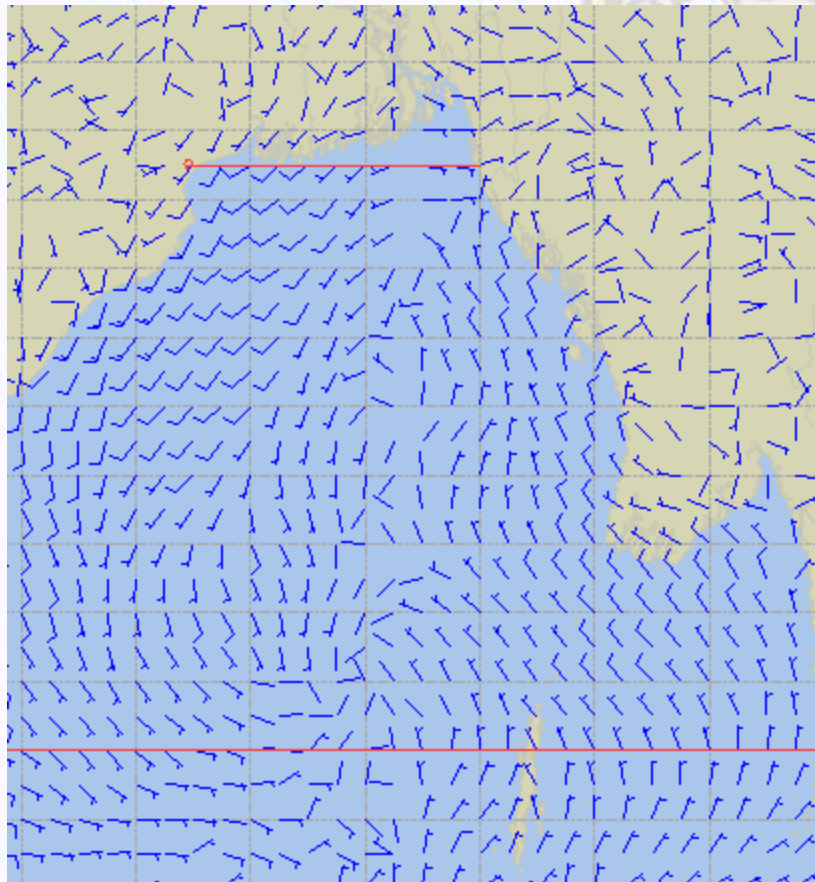
60 Knots



Surface Wind Forecast – 04 & 05 Mar - 2020

04 Mar 2020 Wednesday

05 Mar 2020 Thursday



Legend:



**Calm
Winds**



5 Knots



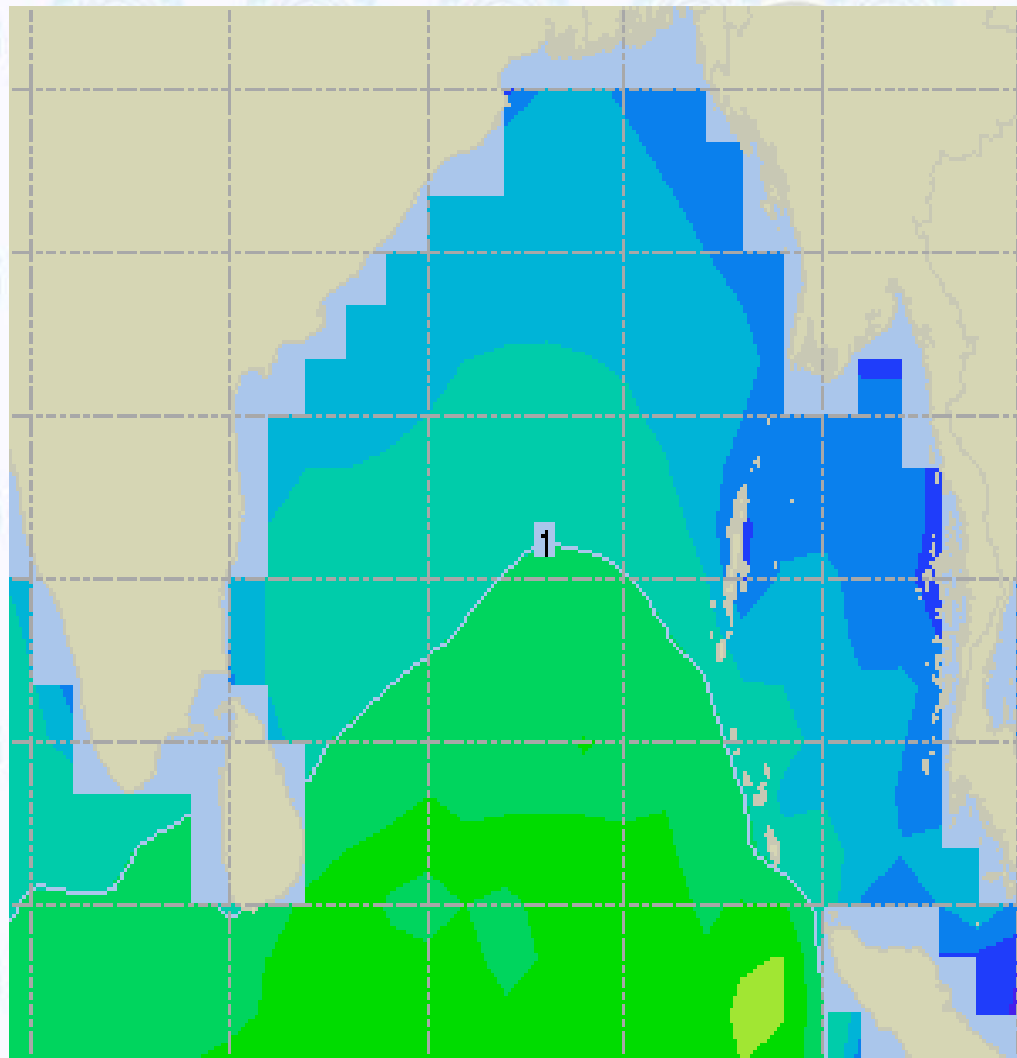
10 Knots



60 Knots



Sea State Forecast - 03 Mar - 2020



Sea State	Ht (m)
0	0-0.1
1	0-0.1
2	0.1-0.5
3	0.5-1.25
4	1.25-2.5
5	2.5-4.0
6	4-6
7	6-9
8	9-14
9	Over 14

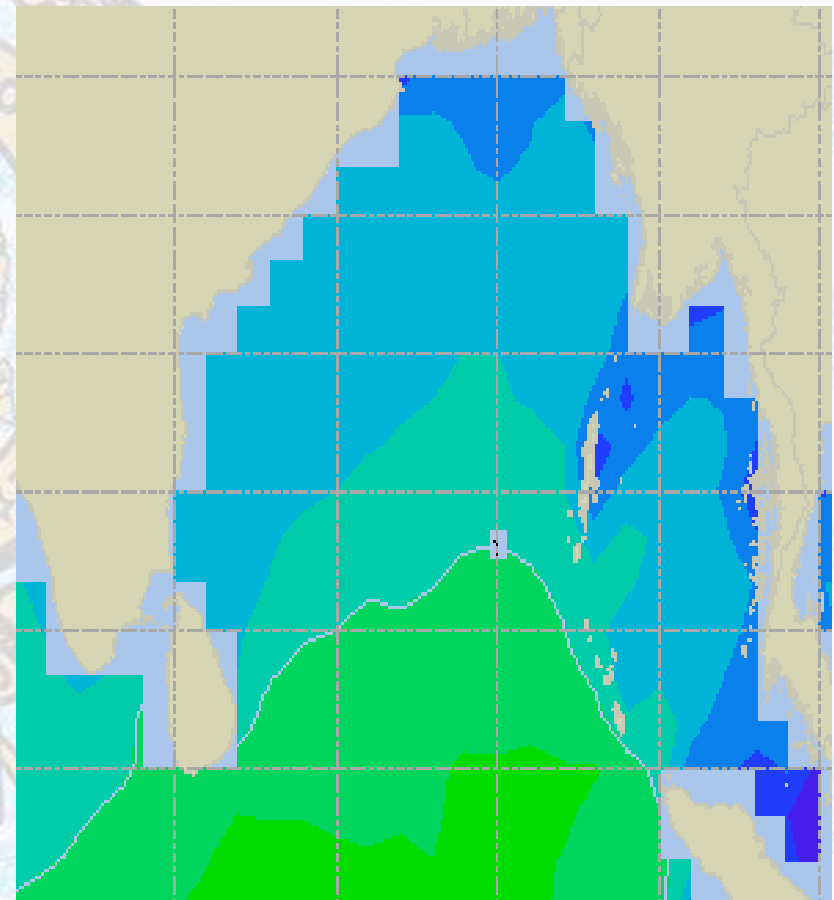
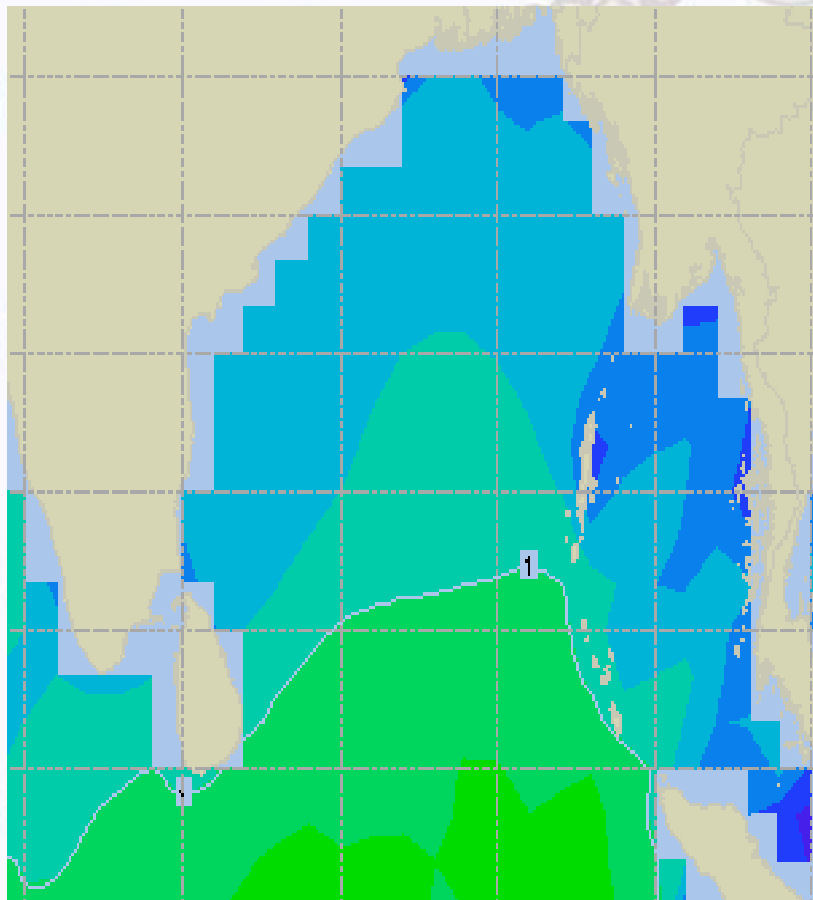




Sea State Forecast - 04 & 05 Mar - 2020

04 Mar 2020 Wednesday

05 Mar 2020 Thursday

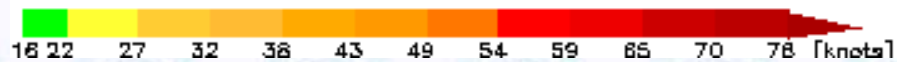
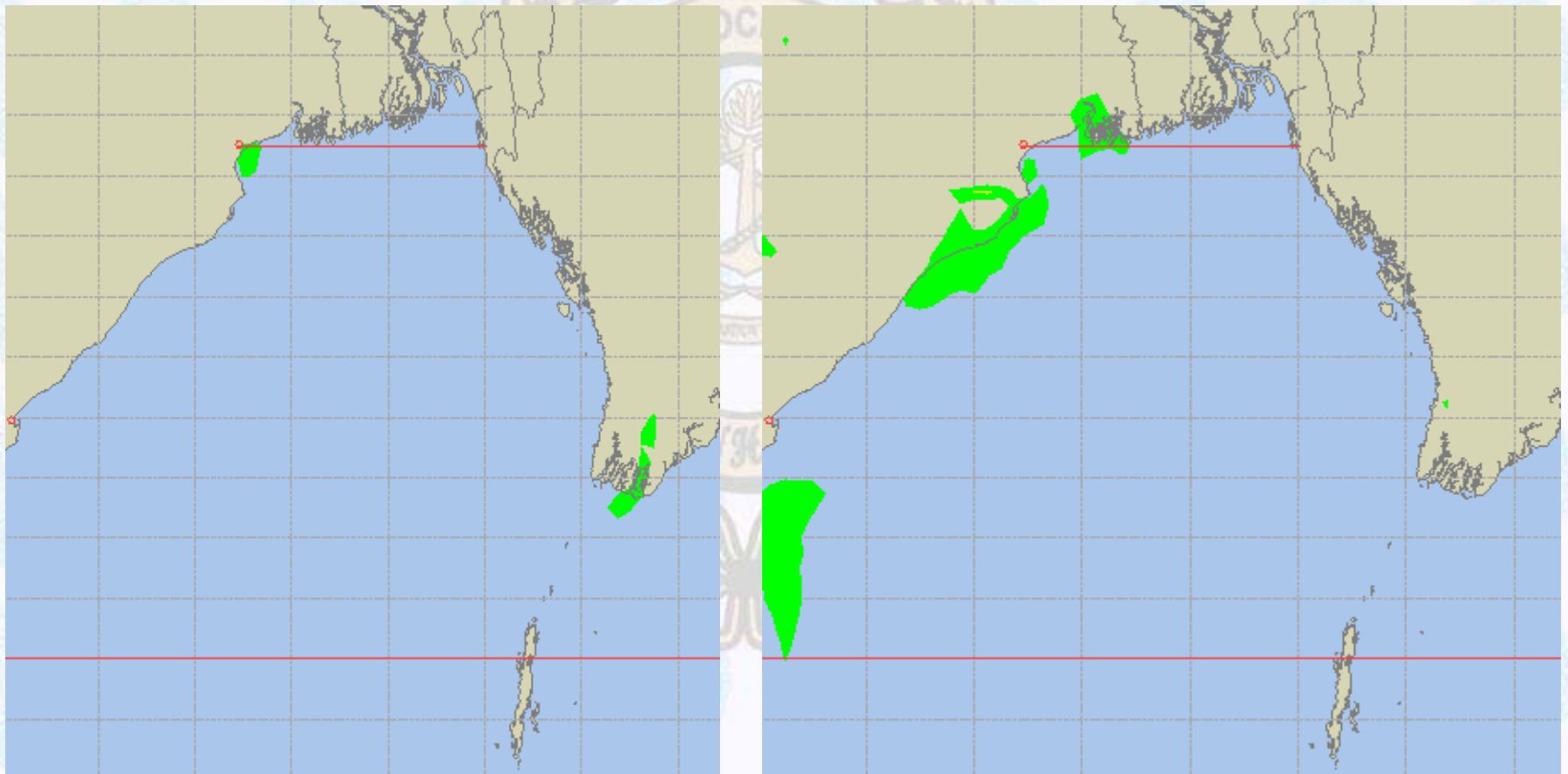




Peak Gusting Possibilities – 03 & 04 Mar - 2020

03 Mar 2020 Tuesday

04 Mar 2020 Wednesday

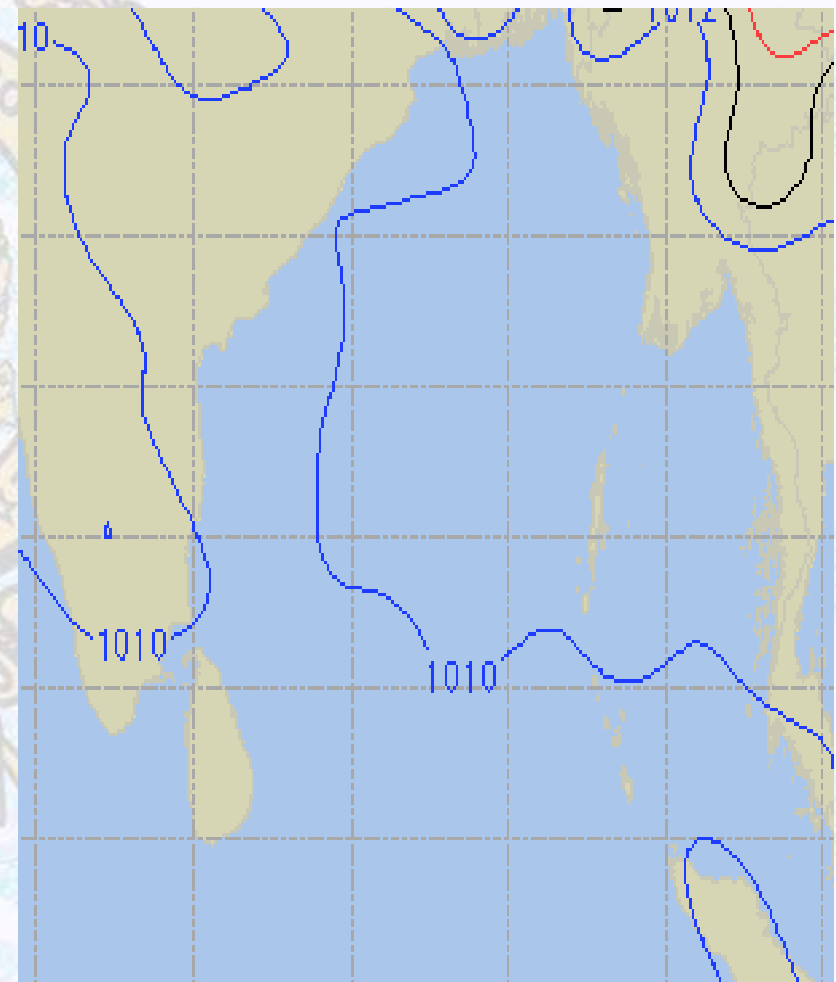
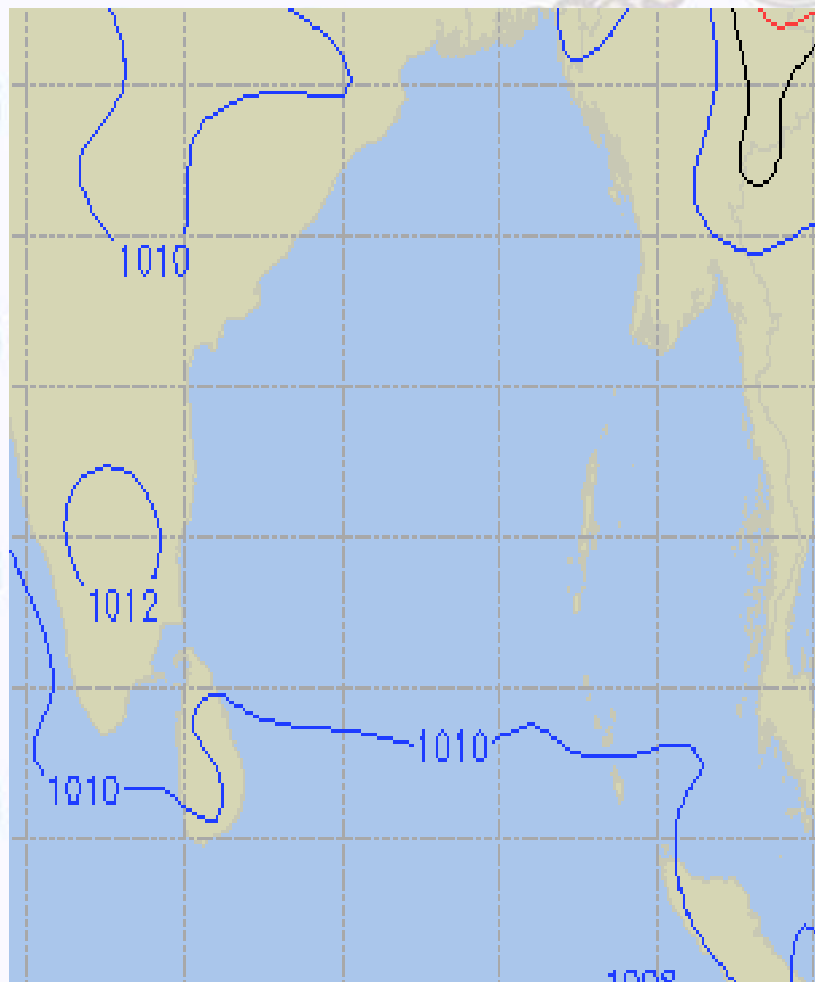




Surface Pressure forecast – 03 & 04 Mar - 2020

03 Mar 2020 Tuesday

04 Mar 2020 Wednesday

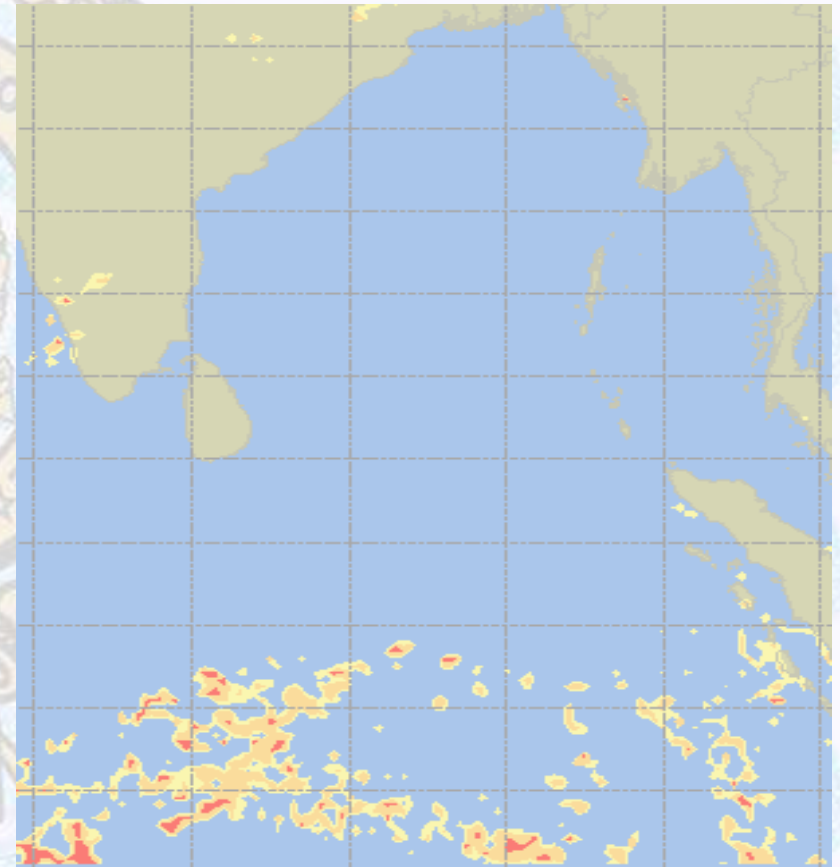
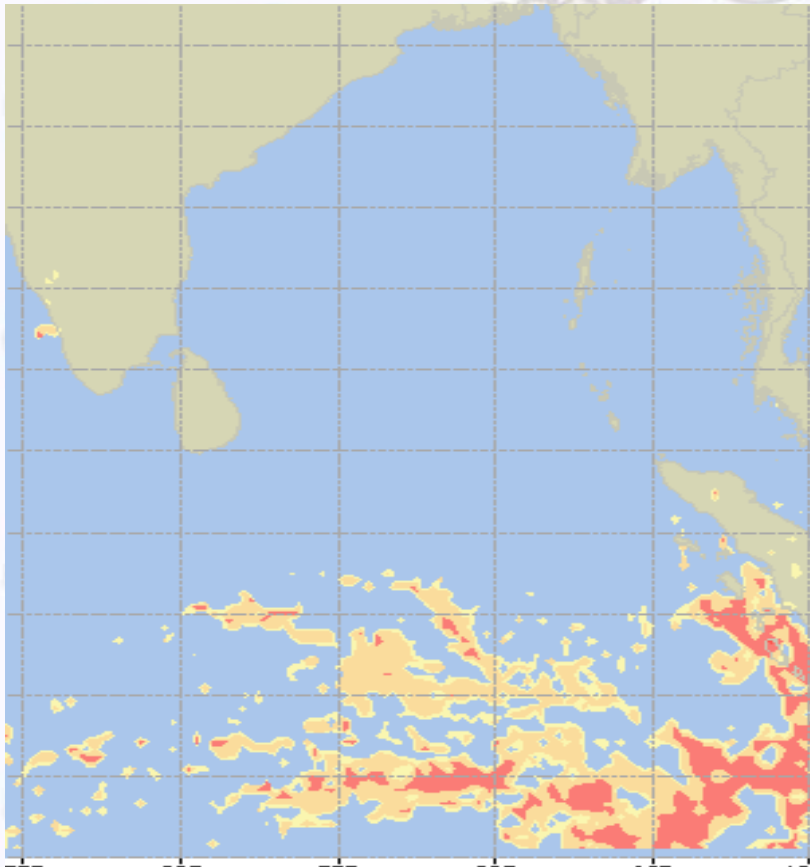




Visibility at Sea Forecast – 03 & 04 Mar - 2020

03 Mar 2020 Tuesday

04 Mar 2020 Wednesday



Visibility Scale:



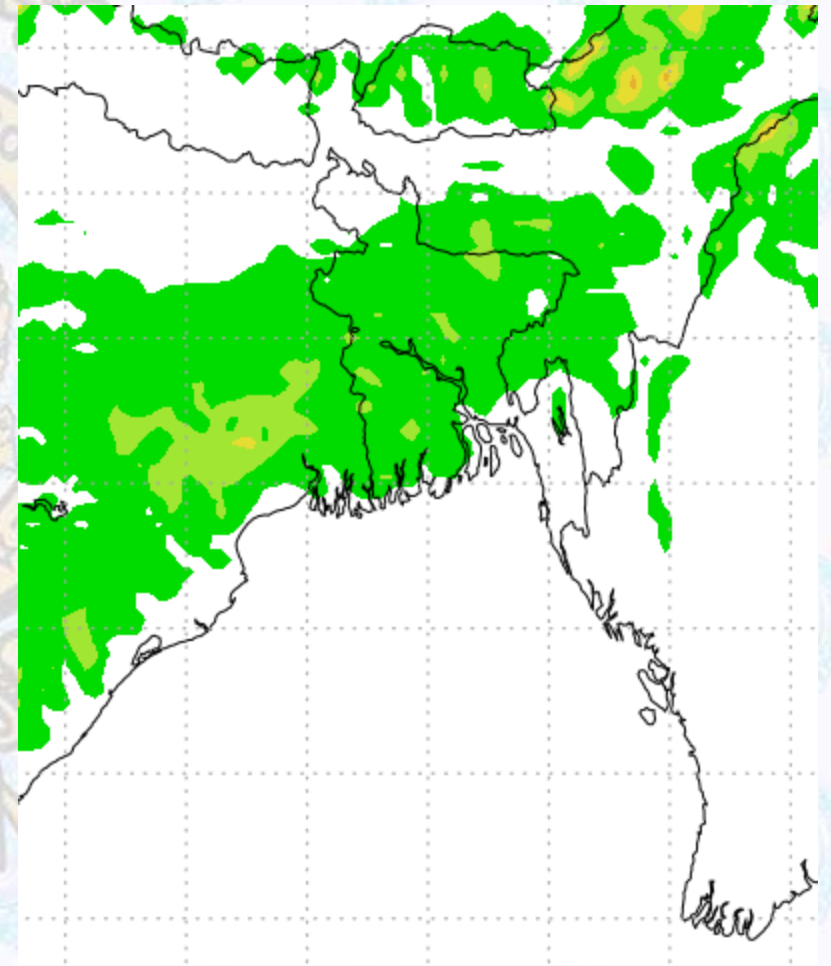
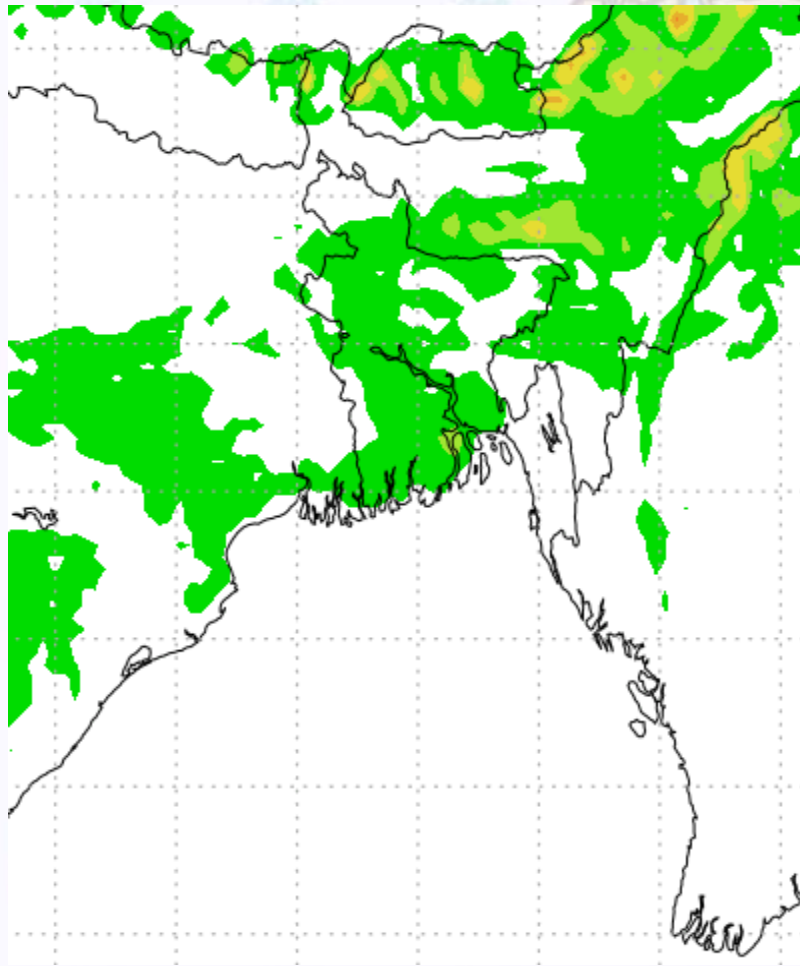
Ref (Slide 12-18): <http://www.weatheronline.co.uk/marine/weather?LEVEL>



Precipitation

Rain(mm) 03 & 04 Mar 2020

Rain(mm) 04 & 05 Mar 2020



Precipitation Scale (mm):





Tidal Information

KHAL NO. 10

COX'S BAZAR

HIRAN POINT

	Time	Height		Time	Height		Time	Height
03 Mar 2020	0009	1.07		0349	2.20		0320	2.04
	0608	3.12		1008	0.76		0941	0.95
	1226	1.00		1634	2.28		1621	2.18
	1854	3.43		2301	0.89		2250	1.26
04 Mar 2020	Time	Height		Time	Height		Time	Height
	0126	1.27		0459	2.06		0437	1.89
	0729	2.91		1123	0.86		1110	1.06
	1345	1.21		1801	2.30		1753	2.17
	2016	3.42		-	-		-	-
05 Mar 2020	Time	Height		Time	Height		Time	Height
	0307	1.30		0036	0.91		0046	1.24
	0902	2.94		0630	2.08		0631	1.88
	1516	1.24		1257	0.85		1248	1.02
	2134	3.58		1924	2.51		1928	2.31