



WEATHER FORECAST FOR BN

26 - 29 JAN 2020





WEATHERFORECAST – DHAKA

26.01.2020

Hourly	2 PM	4 PM	8 PM	11 PM
Temp. / Dew Point	23 / 12	22 / 11	17 / 11	15 / 11
Wind	11 km/h W	12 km/h WNW	6 km/h WNW	3 km/h WNW
Humidity	50%	51%	66%	77%
Chance of Precip	1%	1%	2%	4%
Cloud Cover	18%	1%	1%	1%
Conditions	Sunny	Sunny	Clear	Clear
Sunrise Sunset	6: 42 AM 5: 41 PM			

Conditions

Pressure : 1014 hpa

Visibility : 3.22 km

Ref: <https://www.wunderground.com/weather/bd/dhaka>



WEATHER FORECAST – CHATTOGRAM

26.01.2020

Hourly	2 PM	4 PM	8 PM	11 PM
Temp. / Dew Point	21 / 12	22 / 11	19 / 12	18 / 14
Wind	6 km/h W	11 km/h W	6 km/h WSW	5 km/h W
Humidity	56%	50%	67%	77%
Chance of Precip.	1%	1%	2%	4%
Cloud Cover	20%	1%	1%	1%
Conditions	Partly Cloudy / Sunny	Partly Cloudy / Sunny	Partly Cloudy / Clear	Partly Cloudy / Clear
Sunrise Sunset	6: 34 AM 5: 37 PM			

Conditions

Pressure : 1014 hpa

Visibility : 3.22 Km

Ref: <https://www.wunderground.com/weather/bd/chittagong>



WEATHER FORECAST – KHULNA

26.01.2020

Hourly	2 PM	4 PM	8 PM	11 PM
Temp. / Dew Point	23 / 11	23 / 11	18 / 13	16 / 11
Wind	10 km/h W	11 km/h WNW	4 km/h W	2 km/h SW
Humidity	46%	45%	73%	87%
Chance of Precip.	1%	1%	2%	5%
Cloud Cover	1%	1%	2%	1%
Conditions	Sunny	Sunny	Clear	Clear
Sunrise Sunset	6: 44 AM 5: 47 PM			

Conditions

Pressure : 1014 hpa

Visibility : 14.48 Km

Ref: <https://www.wunderground.com/weather/bd/khulna>



GENERAL WEATHER FORECAST – DHAKA

Description	27 Jan 2020	28 Jan 2020	29 Jan 2020
Temperature (C)	23 °C / 13 °C	25 °C / 15 °C	25 °C / 17 °C
Summary	Partly Cloudy / Sunny	Partly Cloudy / Sunny	Partly Cloudy / Sunny
Sun Rise/Set	6h41m12s/17h40m54s	6h40m54s/17h41m42s	6h40m30s/17h42m24s
Day Length	10h59m42s	11h00m48s	11h01m54s
Moon Rise/ Set	8:22AM 7:51PM	8:58AM 8:42PM	9:32AM 9:33PM
Moon Phase/ illu	Waxing Crescent, 8%	Waxing Crescent, 14%	Waxing Crescent, 21%
NauticalTwilight	0550,1832	0549,1832	0549,1833
Civil Twilight	0617,1804	0617,1805	0616,1806
Humidity	D : 66% N : 80%	D : 65% N : 77%	D : 70% N : 84%
Barometer (mb)	1013	1012	1014
Visibility	Good	Good	Good
Precip Chance	10%	10%	20%
Wind (mph)	10 Km/h W	8 Km/h SW	7 Km/h SSE

Ref: <https://weather.com/weather/5day//BGXX0003:1:BG>



GENERAL WEATHER FORECAST– CHATTOGRAM

Description	27 Jan 2020	28 Jan 2020	29 Jan 2020
Temperature (C)	24 °C/ 13 °C	24 °C/ 15 °C	25 °C/ 16 °C
Summary	Partly Cloudy / Sunny	Partly Cloudy / Sunny	Partly Cloudy / Sunny
Sun Rise/Set	6h33m00s/17h37m36s	6h32m42s/17h38m24s	6h32m24s/17h39m06s
Day Length	11h04m36s	11h05m42s	11h06m42s
Moon Rise/ Set	8:14AM 7:47PM	8:51AM 8:37PM	9:25AM 9:27PM
Moon Phase/ illu	Waxing Crescent, 8%	Waxing Crescent, 14%	Waxing Crescent, 21%
Nautical Twilight	0542, 1828	0542, 1828	0542, 1829
Civil Twilight	0609.,1801	0609.,1801	0609.,1802
Humidity	D : 63% N : 87%	D : 64% N : 85%	D : 65% N : 84%
Barometer (mb)	1014	1013	1015
Visibility	Good	Good	Good
Precip Chance	10%	10%	10%
Wind (mph)	10 km/h W	10 km/h NNW	9 km/h N

Ref: <https://weather.com/weather/5day//BGXX0002:1:BG>




GENERAL WEATHER FORECAST – KHULNA

Description	27 Jan 2020	28 Jan 2020	29 Jan 2020
Temperature(C)	23 °C/ 12 °C	25 °C/ 15 °C	23 °C/ 17 °C
Summary	Partly Cloudy / Sunny	Partly Cloudy / Sunny	Partly Cloudy
Sun Rise/Set	6h43m00s/17h45m54s	6h42m42s/17h46m42s	6h42m18s/17h47m24s
Day Length	11h02m54s	11h04m00s	11h05m06s
Moon Rise/Set	8:24AM 7:57PM	9:01AM 8:47PM	9:36AM 9:37PM
Moon Phase/illu	Waxing Crescent, 8%	Waxing Crescent, 14%	Waxing Crescent, 21%
Nautical Twilight	0552, 1836	0552, 1837	0551, 1838
Civil Twilight	0619.,1809	0619.,1810	0618.,1810
Humidity	D : 65% N : 84%	D : 63% N : 80%	D : 81% N : 91%
Barometer (mb)	1013	1013	1014
Visibility	Good	Good	Good
Precip Chance	10%	10%	60%
Wind (mph)	12 km/h WNW	8 km/h WSW	9 km/h SE

Ref: <https://weather.com/weather/5day//BGXX0005:1:BG>



SATELLITE VIEW OF BAY OF BENGAL

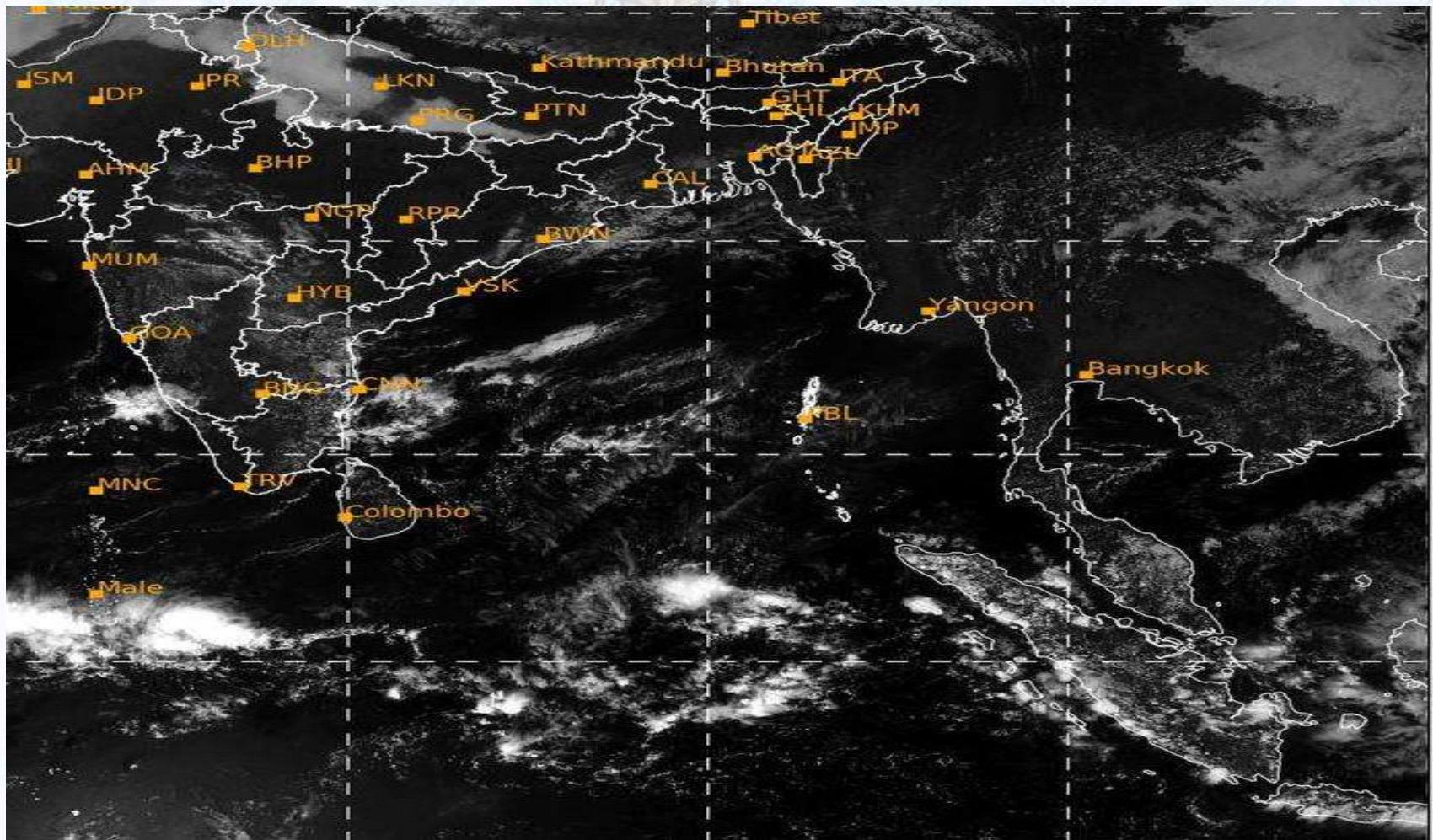


26/01/2020, 11:00 UTC MATSAT-IR

Ref: <http://satellite.imd.gov.in/insat.htm>



SATELLITE VIEW OF BAY OF BENGAL



26/01/2020, 11:00 MATSAT-VIS

Ref: <http://satellite.imd.gov.in/insat.htm>



Fleet Forecast Sea Area C-90 (Valid for 12 Hrs Commencing 1000 UTC of 26.01.2020)

Part One	NO STORM WARNING.	
Part Two	SEASONAL LOW LIES OVER SOUTH BAY.	
Part Three	Weather	SEASONAL OVER AREA C-90.
	Wind	NORTH/NORTH-EASTERLY, 08-12 KTS.
	Visibility	03-05 KMS, REDUCING TO 1500 M OR LESS IN MIST/HAZE.
	Outlook	FOR SUBSEQUENT 12 HOURS: LITTLE CHANGE.
	MSL Pressure	AT =26,0000 UTC. CHATTOGRAM =1014 HPA



Inland River Port Warning (VALID TILL 06 PM OF 26.01.2020)

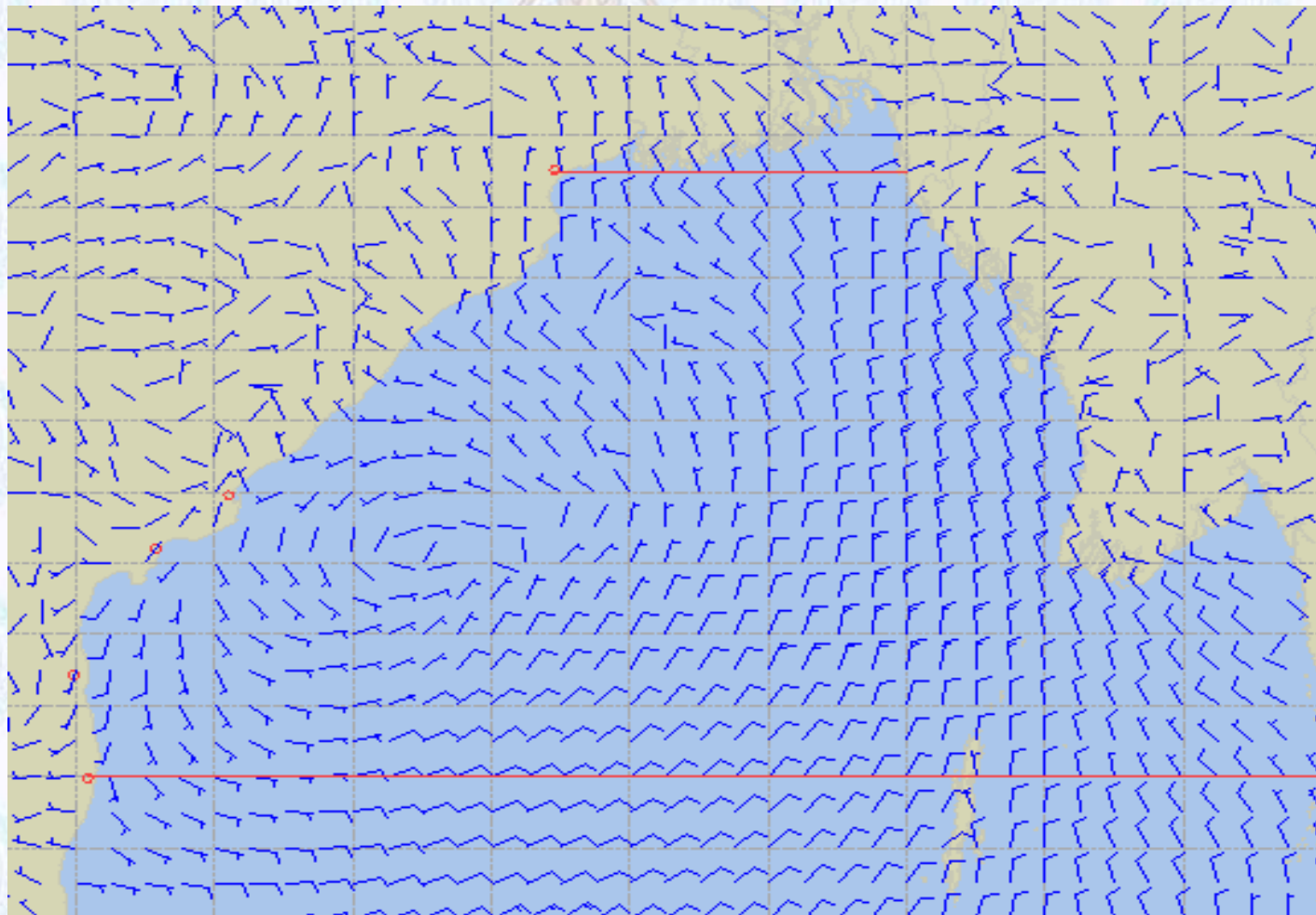
THERE IS NO INLAND RIVERPORTS WARNING & NO SIGNAL IS TO BE HOISTED.



Ref: <http://www.bmd.gov.bd/?/home>



Surface Wind Forecast- 27 Jan- 2020



Legend:



Calm
Winds



5 Knots



10 Knots



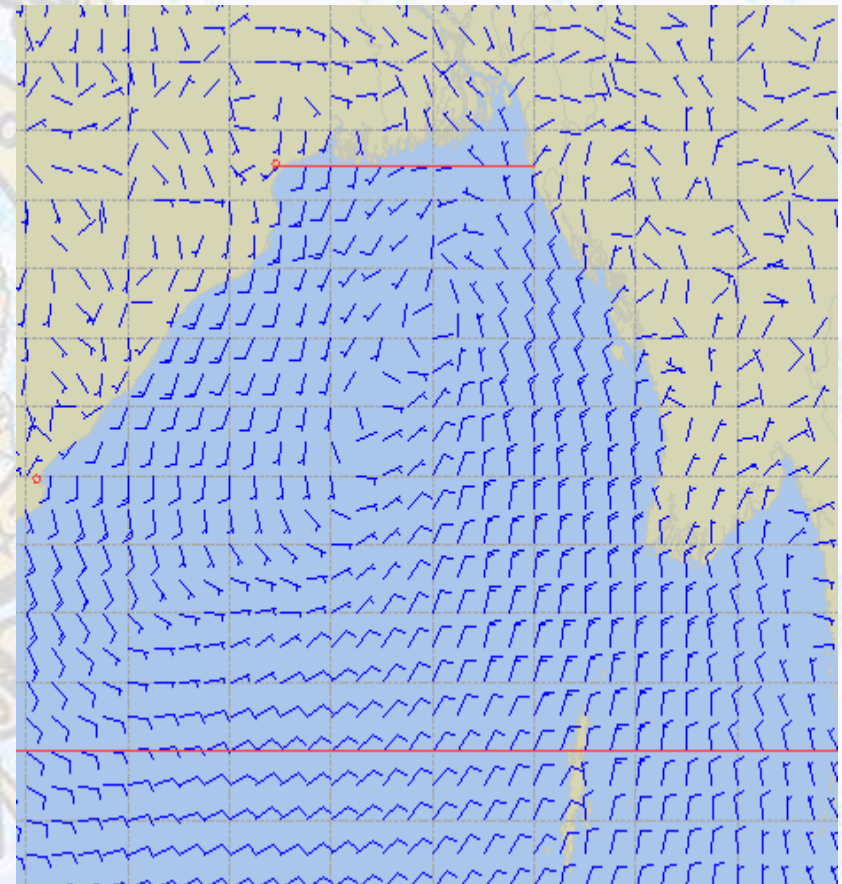
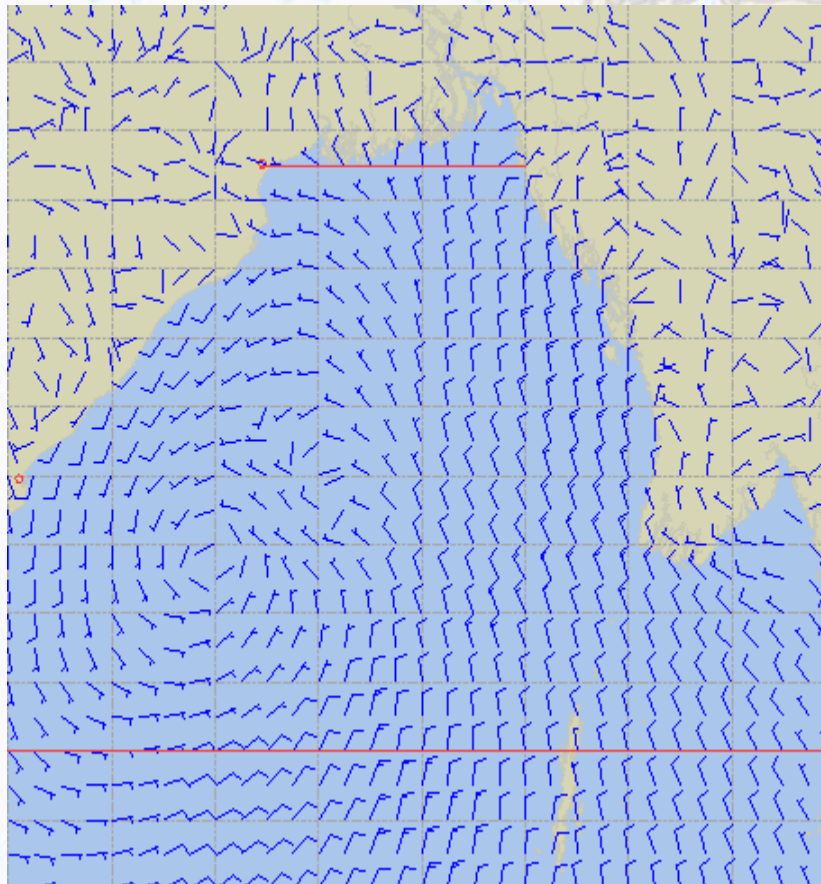
60 Knots



Surface Wind Forecast – 28 & 29 Jan - 2020

28 Jan 2020 Tuesday

29 Jan 2020 Wednesday



Legend:



**Calm
Winds**



5 Knots



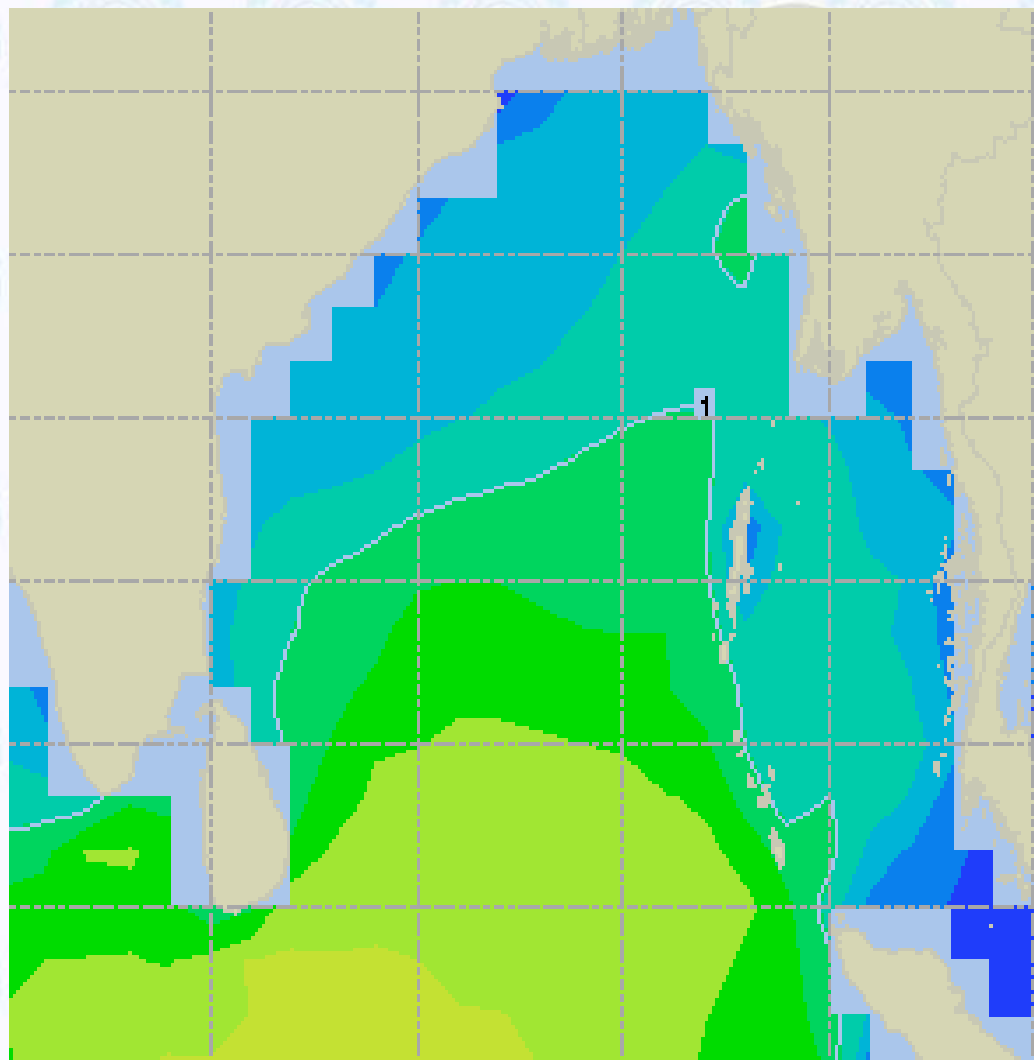
10 Knots



60 Knots



Sea State Forecast- 27 Jan - 2020



Sea State	Ht (m)
0	0-0.1
1	0-0.1
2	0.1-0.5
3	0.5-1.25
4	1.25-2.5
5	2.5-4.0
6	4-6
7	6-9
8	9-14
9	Over 14

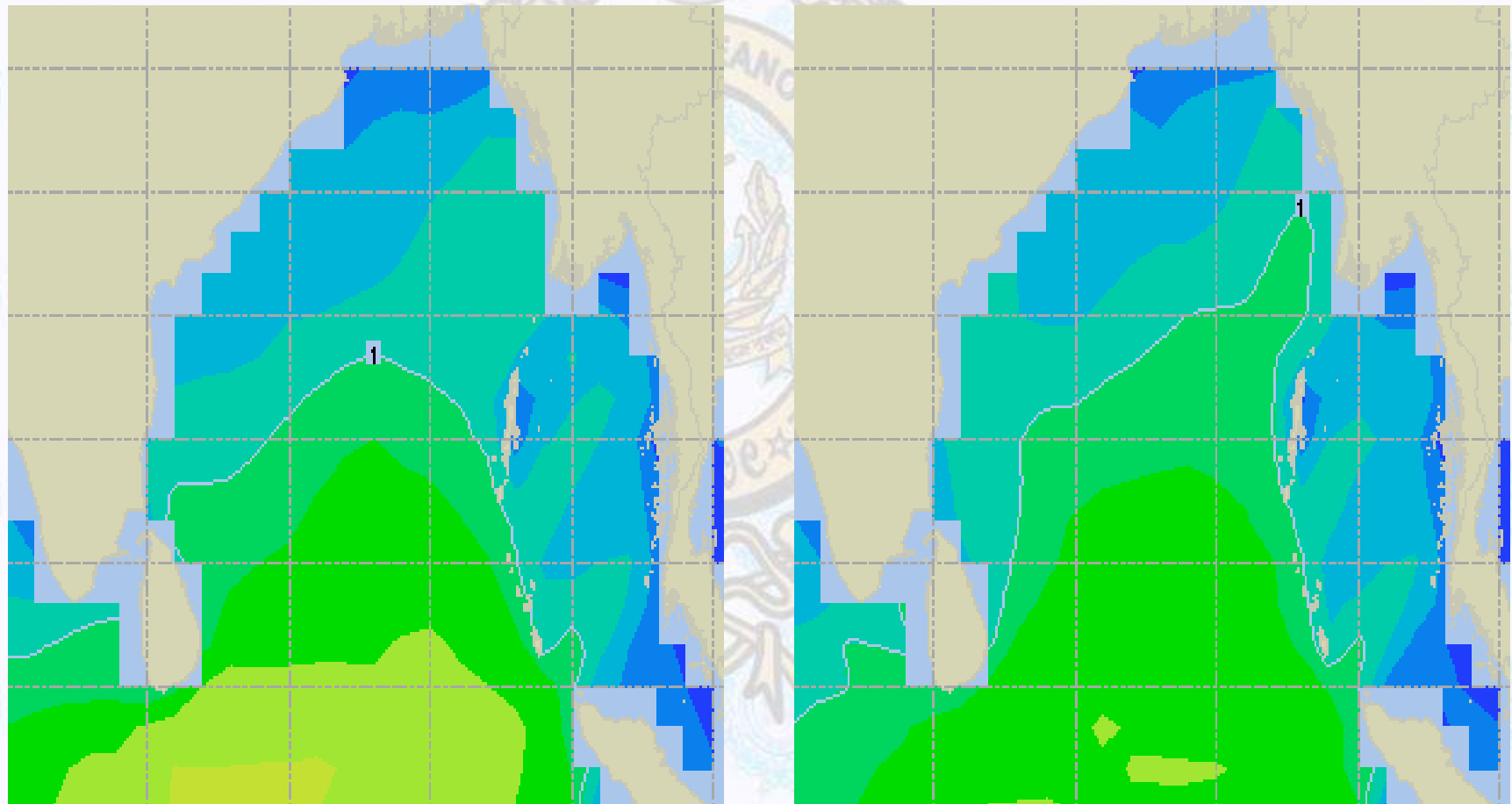




Sea State Forecast – 28 & 29 Jan - 2020

28 Jan 2020 Tuesday

29 Jan 2020 Wednesday

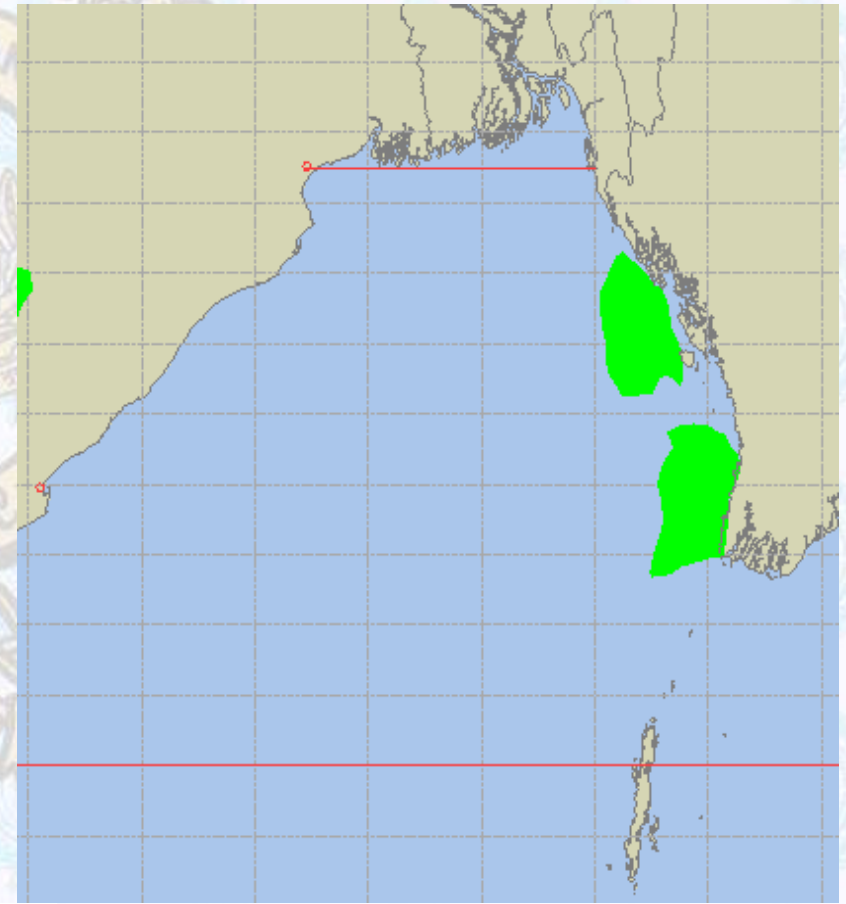
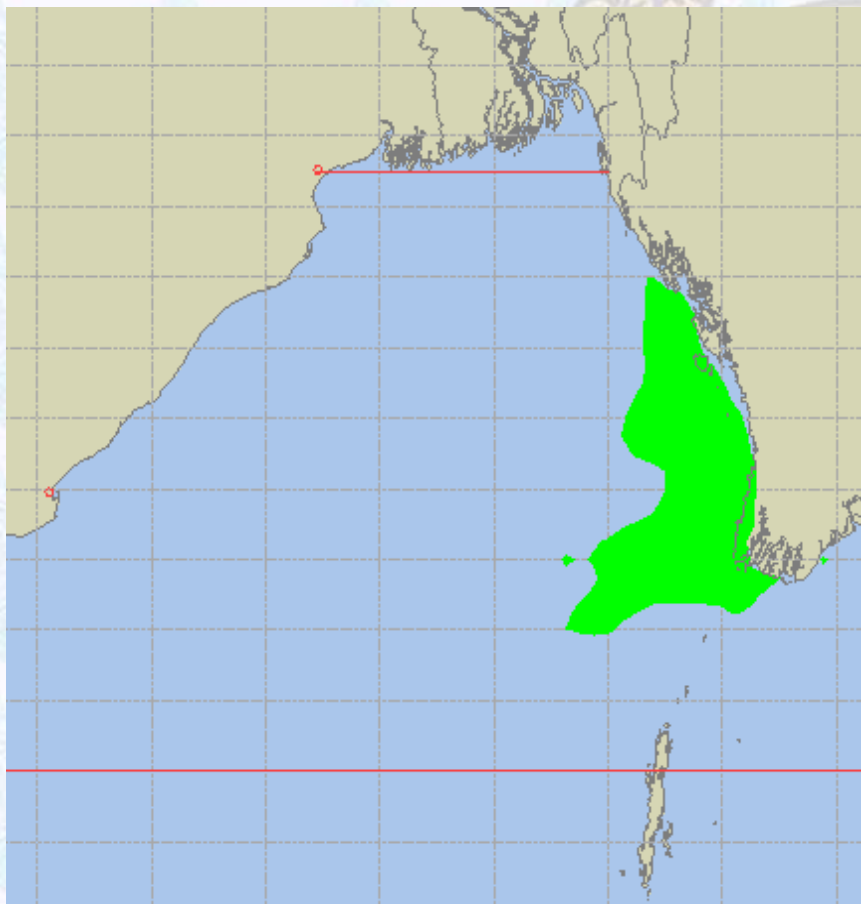




Peak Gusting Possibilities – 27 & 28 Jan - 2020

27 Jan 2020 Monday

28 Jan 2020 Tuesday

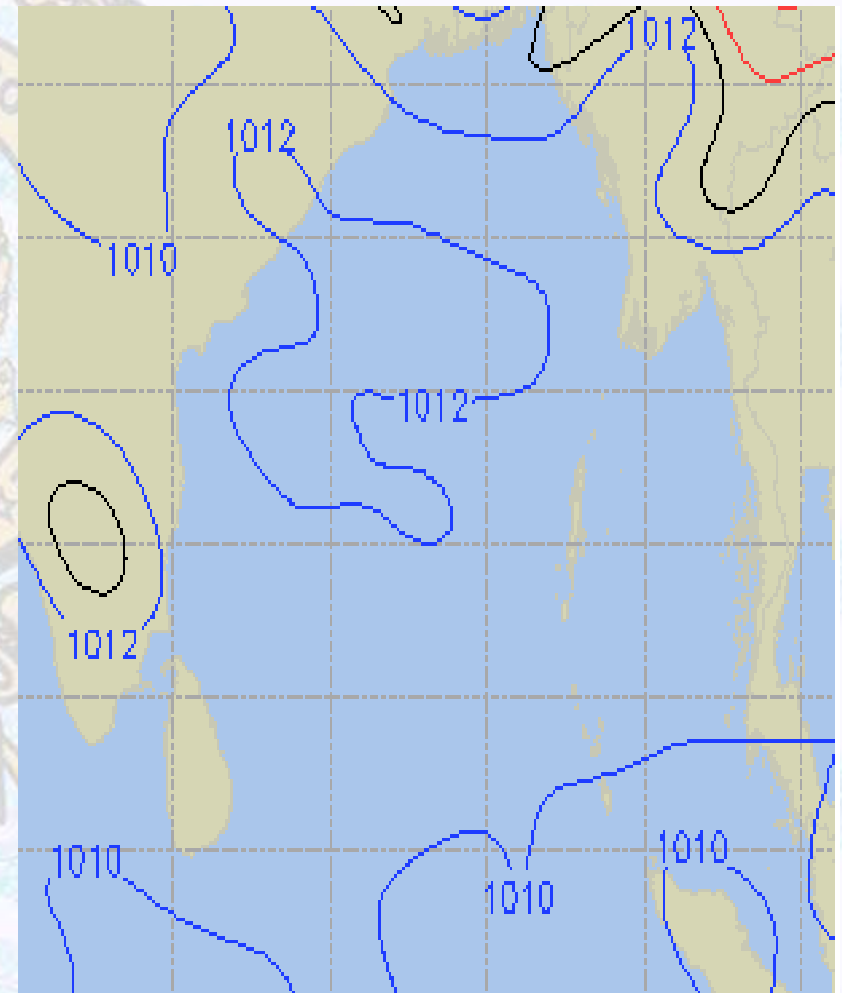
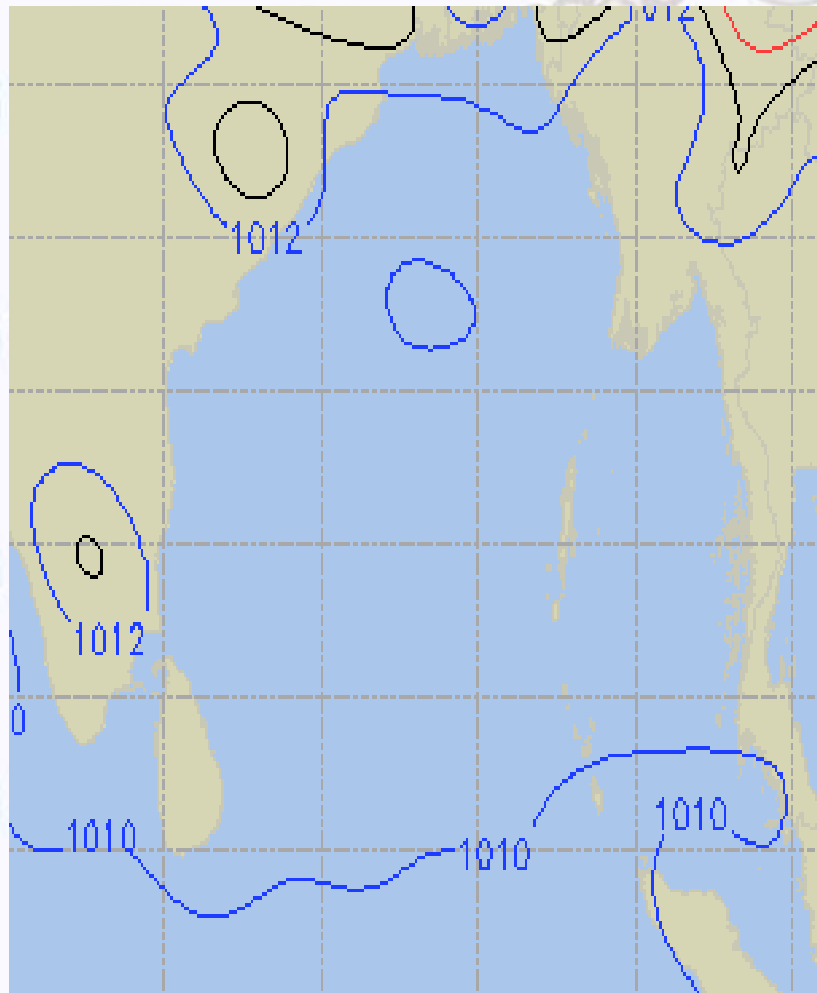




Surface Pressure forecast – 27 & 28 Jan - 2020

27 Jan 2020 Monday

28 Jan 2020 Tuesday

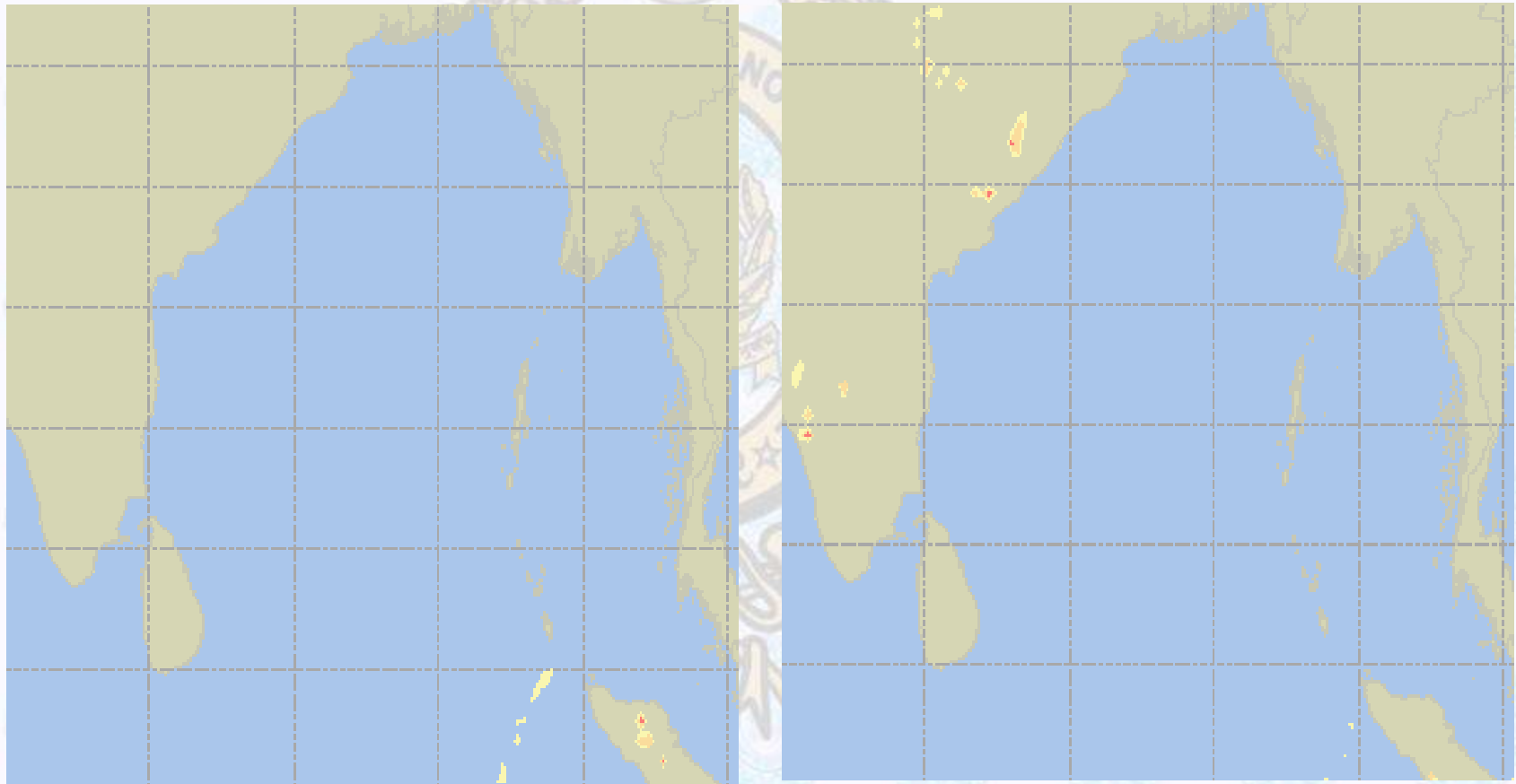




Visibility at Sea Forecast – 27 & 28 Jan - 2020

27 Jan 2020 Monday

28 Jan 2020 Tuesday



Visibility Scale:

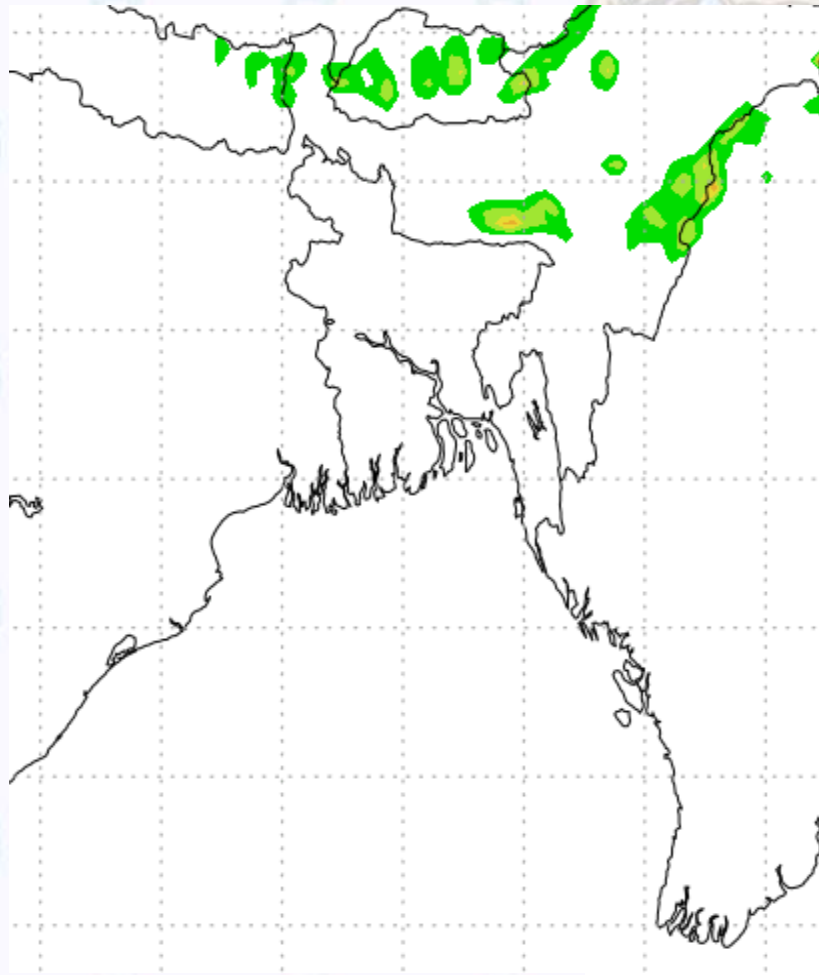


Ref (Slide 12-18): <http://www.weatheronline.co.uk/marine/weather?LEVEL>

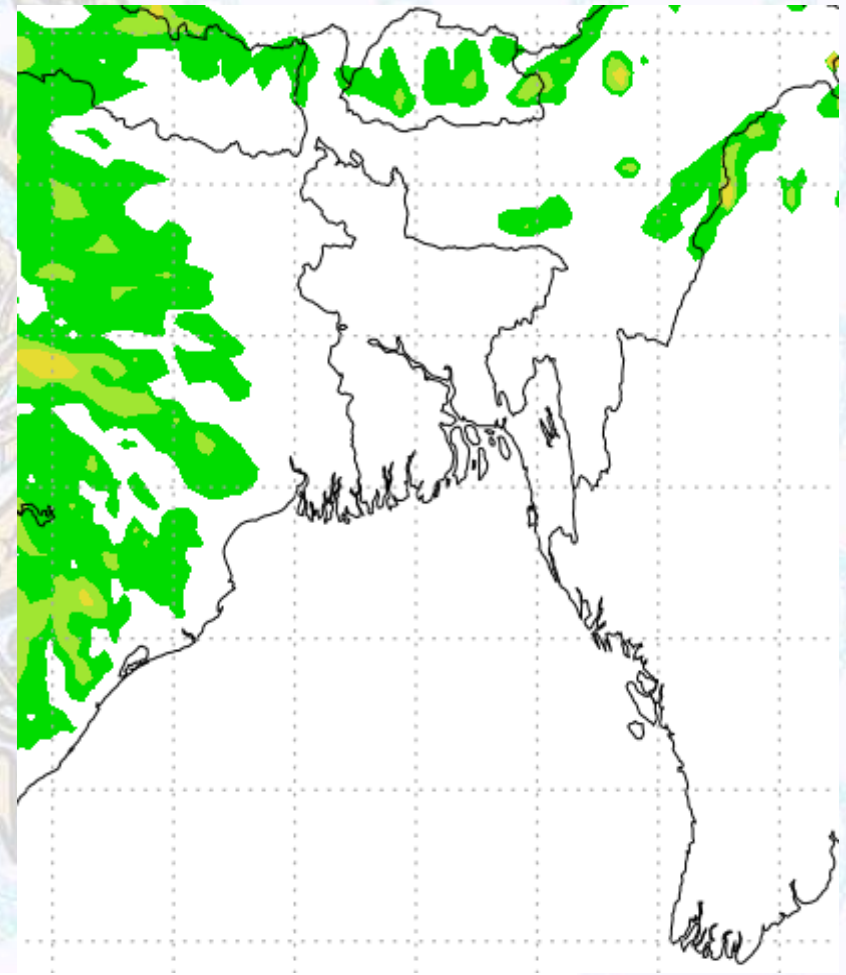


Precipitation

Rain(mm) 27 & 28 Jan 20



Rain(mm) 28 & 29 Jan 20



Precipitation Scale (mm):





Tidal Information

KHAL NO. 10

COX'S BAZAR

HIRAN POINT

	Time	Height		Time	Height		Time	Height
27Jan 2020	0209	4.30		0636	0.36		0003	2.83
	0857	0.44		1212	2.90		0631	0.54
	1435	3.92		1843	0.34		1222	2.54
	2052	0.53		-	-		1825	0.57
28Jan 2020	Time	Height		Time	Height		Time	Height
	0238	4.32		0031	3.28		0030	2.80
	0924	0.41		0707	0.38		0658	0.54
	1505	3.95		1246	2.85		1251	2.54
2122	0.55		1914	0.38		1854	0.62	
29Jan 2020	Time	Height		Time	Height		Time	Height
	0309	4.27		0105	3.17		0057	2.74
	0951	0.40		0736	0.42		0723	0.56
	1538	3.92		1320	2.77		1321	2.51
2154	0.61		1945	0.45		1923	0.70	