



# WEATHER FORECAST FOR BN

**23 - 26 JAN 2020**





# WEATHERFORECAST – DHAKA

## 23.01.2020

Hourly	2 PM	4 PM	8 PM	11 PM
Temp. / Dew Point	23 / 13	24 / 14	18 / 13	16 / 13
Wind	11 km/h W	11 km/h W	4 km/h W	1 km/h SW
Humidity	55%	59%	73%	83%
Chance of Precip	1%	1%	4%	5%
Cloud Cover	54%	39%	28%	35%
Conditions	Partly Cloudy	Partly Cloudy	Partly Cloudy	Partly Cloudy
Sunrise Sunset	6: 43 AM 5: 39 PM			

### Conditions

Pressure : 1015 hpa

Visibility : 11.27 km

Ref: <https://www.wunderground.com/weather/bd/dhaka>





# WEATHER FORECAST – CHATTOGRAM

## 23.01.2020

Hourly	2 PM	4 PM	8 PM	11 PM
Temp. / Dew Point	25 / 13	24 / 15	21 / 16	20 / 16
Wind	6 km/h NW	11 km/h NW	7 km/h NW	7 km/h NNW
Humidity	47%	55%	70%	78%
Chance of Precip.	1%	1%	2%	4%
Cloud Cover	29%	20%	38%	40%
Conditions	Partly Cloudy	Partly Cloudy	Partly Cloudy	Partly Cloudy
Sunrise Sunset	6: 35 AM 5: 35 PM			

### Conditions

Pressure : 1014 hpa

Visibility : 4.83 Km

Ref: <https://www.wunderground.com/weather/bd/chittagong>



# WEATHER FORECAST – KHULNA

## 23.01.2020

Hourly	2 PM	4 PM	8 PM	11 PM
Temp. / Dew Point	25 / 16	25 / 16	20 / 16	18 / 16
Wind	9 km/h WNW	11 km/h WNW	3 km/h N	1 km/h SSW
Humidity	59%	58%	76%	88%
Chance of Precip.	1%	1%	6%	9%
Cloud Cover	22%	41%	40%	51%
Conditions	Partly Cloudy	Partly Cloudy	Partly Cloudy	Partly Cloudy
Sunrise Sunset	6: 45 AM 5: 45 PM			

### Conditions

Pressure : 1015 hpa

Visibility : 14.48 Km

Ref: <https://www.wunderground.com/weather/bd/khulna>





# GENERAL WEATHER FORECAST – DHAKA

Description	24 Jan 2020	25 Jan 2020	26 Jan 2020
<b>Temperature (C)</b>	23°C/ 11°C	22°C/ 12°C	22°C/ 12°C
<b>Summary</b>	Sunny	Sunny	Sunny
<b>Sun Rise/Set</b>	6h42m12s/17h38m42s	6h41m54s/17h39m24s	6h41m36s/17h40m12s
<b>Day Length</b>	10h56m30s	10h57m30s	10h58m36s
<b>Moon Rise/ Set</b>	6:11AM 5:09PM	6:59AM 6:04PM	7:43AM 6:59PM
<b>Moon Phase/ illu</b>	New Moon, 0%	New Moon, 0%	Waxing Crescent, 3%
<b>Nautical Twilight</b>	0550,1830	0550,1830	0550,1831
<b>Civil Twilight</b>	0618,1802	0617,1803	0617,1804
<b>Humidity</b>	D : 61%    N : 74%	D : 61%    N : 78%	D : 65%    N : 79%
<b>Barometer (mb)</b>	1014	1015	1014
<b>Visibility</b>	Good	Good	Good
<b>Precip Chance</b>	10%	10%	10%
<b>Wind (mph)</b>	12 km/h W	7 km/h WNW	11 km/h W

Ref: <https://weather.com/weather/5day//BGXX0003:1:BG>



# GENERAL WEATHER FORECAST– CHATTOGRAM

Description	24 Jan 2020	25 Jan 2020	26 Jan 2020
<b>Temperature (C)</b>	24°C/ 12°C	23°C/ 12°C	23°C/ 12°C
<b>Summary</b>	Sunny	Sunny	Sunny
<b>Sun Rise/Set</b>	6h33m54s/17h35m30s	6h33m36s/17h36m06s	6h33m18s/17h36m54s
<b>Day Length</b>	11h01m36s	11h02m30s	11h03m36s
<b>Moon Rise/ Set</b>	6:02AM 5:06PM	6:50AM 6:01PM	7:35AM 6:55PM
<b>Moon Phase/ illu</b>	New Moon, 0%	New Moon, 0%	Waxing Crescent, 3%
<b>Nautical Twilight</b>	0542, 1826	0542, 1827	0542, 1827
<b>Civil Twilight</b>	0610.,1759	0609.,1759	0609.,1800
<b>Humidity</b>	D : 67% N : 80%	D : 57% N : 79%	D : 61% N : 83%
<b>Barometer (mb)</b>	1015	1015	1014
<b>Visibility</b>	Good	Good	Good
<b>Precip Chance</b>	10%	10%	1%
<b>Wind (mph)</b>	10 km/h NW	11 km/h NW	11 km/h WNW

Ref: <https://weather.com/weather/5day//BGXX0002:1:BG>






# GENERAL WEATHER FORECAST – KHULNA

Description	24 Jan 2020	25 Jan 2020	26 Jan 2020
<b>Temperature(C)</b>	23°C/ 9°C	22°C/ 10°C	23°C/ 10°C
<b>Summary</b>	Sunny	Sunny	Sunny
<b>Sun Rise/Set</b>	6h43m54s/17h43m48s	6h43m36s/17h44m24s	6h43m18s/17h45m12s
<b>Day Length</b>	10h59m54s	11h00m48s	11h01m54s
<b>Moon Rise/Set</b>	6:13AM 5:16PM	7:01AM 6:11PM	7:45AM 7:05PM
<b>Moon Phase/illu</b>	New Moon, 0%	New Moon, 0%	Waxing Crescent, 3%
<b>Nautical Twilight</b>	0552, 1834	0552, 1835	0552, 1836
<b>Civil Twilight</b>	0619.,1807	0619.,1808	0619.,1809
<b>Humidity</b>	D : 56%    N : 77%	D : 60%    N : 81%	D : 64%    N : 79%
<b>Barometer (mb)</b>	1015	1015	1014
<b>Visibility</b>	Good	Good	Good
<b>Precip Chance</b>	10%	10%	10%
<b>Wind (mph)</b>	14 km/h WNW	10 km/h NW	13 km/h WNW

Ref: <https://weather.com/weather/5day//BGXX0005:1:BG>



# SATELLITE VIEW OF BAY OF BENGAL



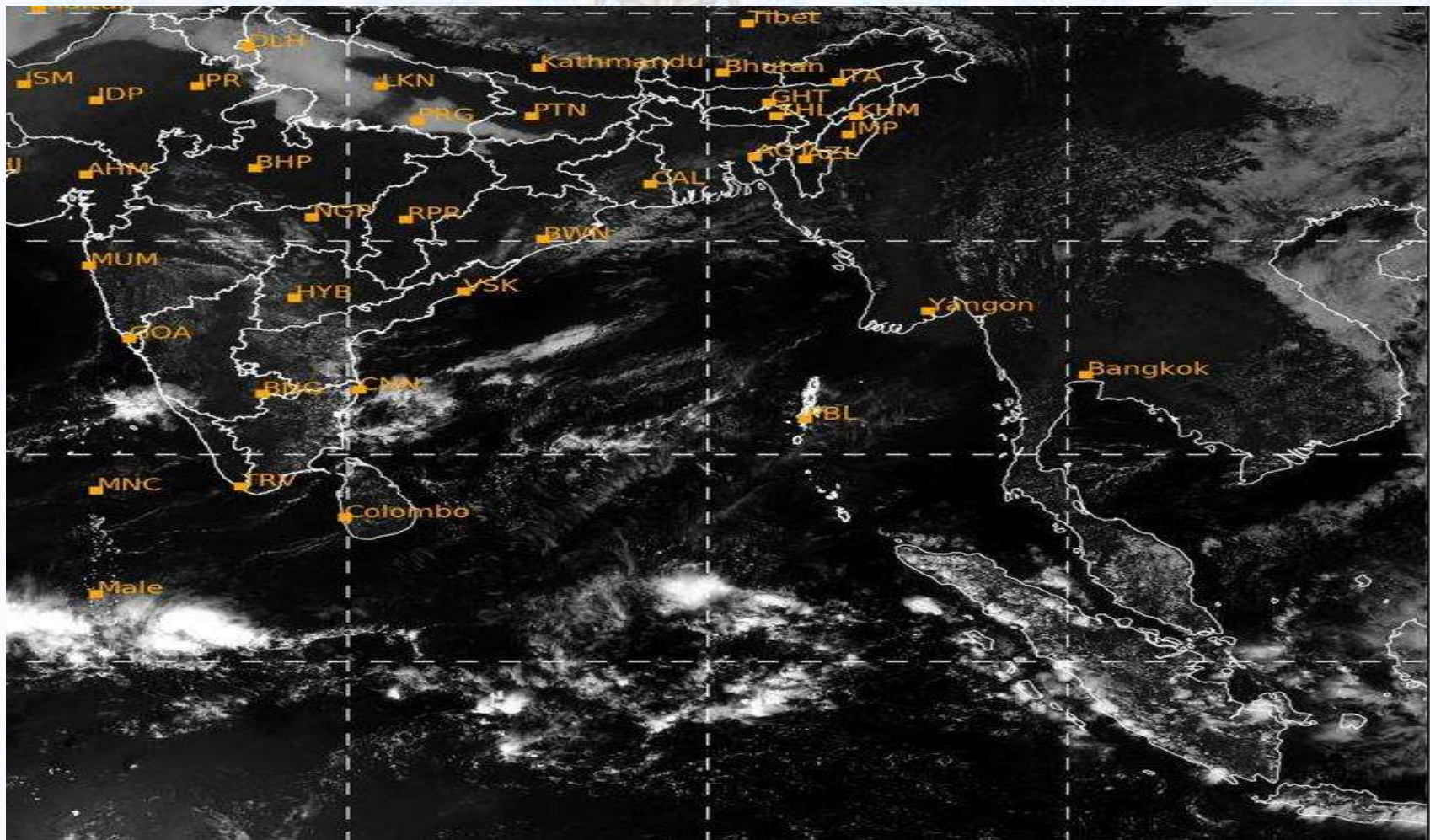
23/01/2020, 11:00 UTC MATSAT-IR

Ref: <http://satellite.imd.gov.in/insat.htm>





# SATELLITE VIEW OF BAY OF BENGAL



23/01/2020, 11:00 MATSAT-VIS

Ref: <http://satellite.imd.gov.in/insat.htm>



# Fleet Forecast Sea Area C-90 ( Valid for 12 Hrs Commencing 1000 UTC of 23.01.2020)

<b>Part One</b>	NO STORM WARNING.	
<b>Part Two</b>	SEASONAL LOW LIES OVER SOUTH BAY.	
<b>Part Three</b>	Weather	TEMPORARY PARTLY CLOUDY OVER AREA C-90.
	Wind	NORTH/ NORTH-EASTERLY, 08-12 KTS.
	Visibility	02-04 KMS REDUCING TO 1000M OR LESS IN MIST/FOG.
	Outlook	FOR SUBSEQUENT 12 HOURS: LITTLE CHANGE.
	MSL Pressure	AT =23,0000 UTC. CHATTOGRAM =1014 HPA





# Inland River Port Warning (VALID TILL 06 PM OF 23.01.2020)

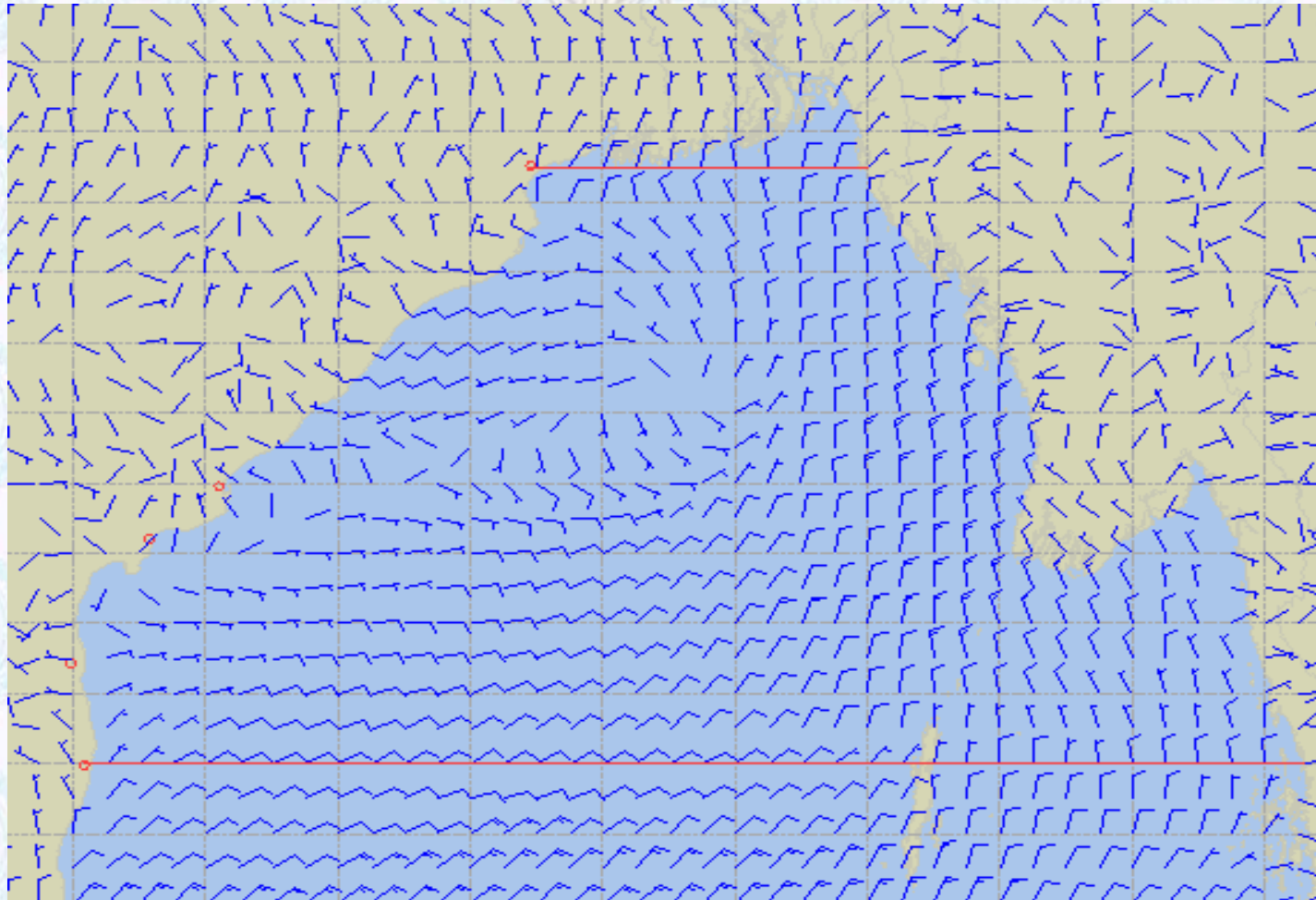
THERE IS NO INLAND RIVERPORTS WARNING & NO SIGNAL IS TO BE HOISTED.



Ref: <http://www.bmd.gov.bd/?/home>



# Surface Wind Forecast- 24 Jan- 2020



**Legend:**



**Calm  
Winds**



**5 Knots**



**10 Knots**



**60 Knots**

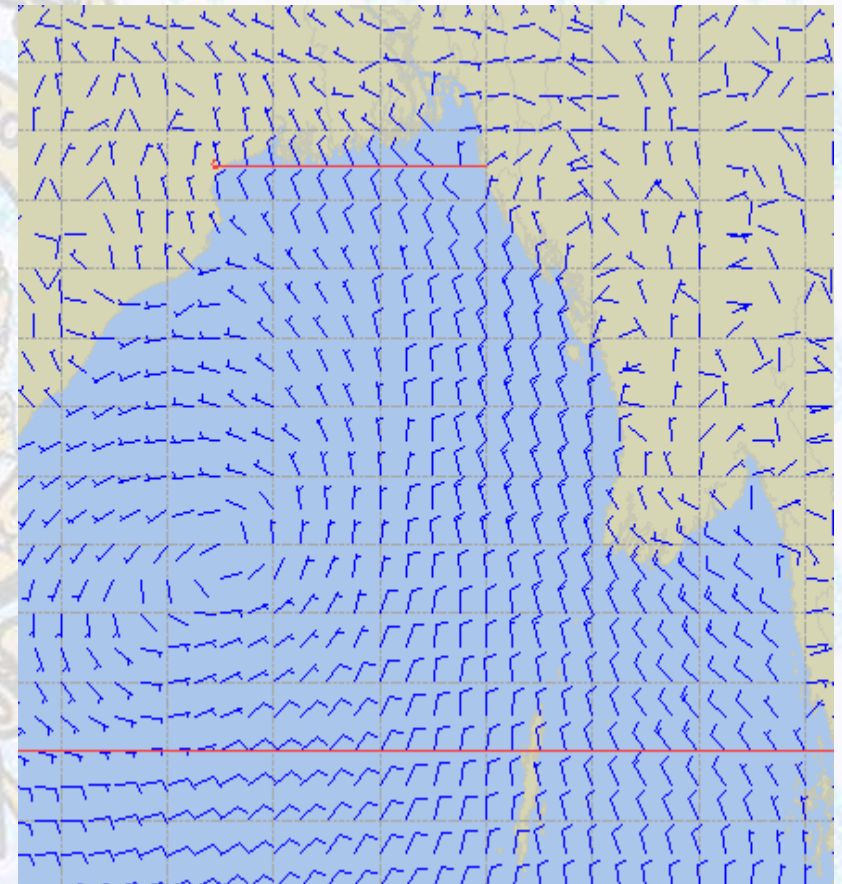
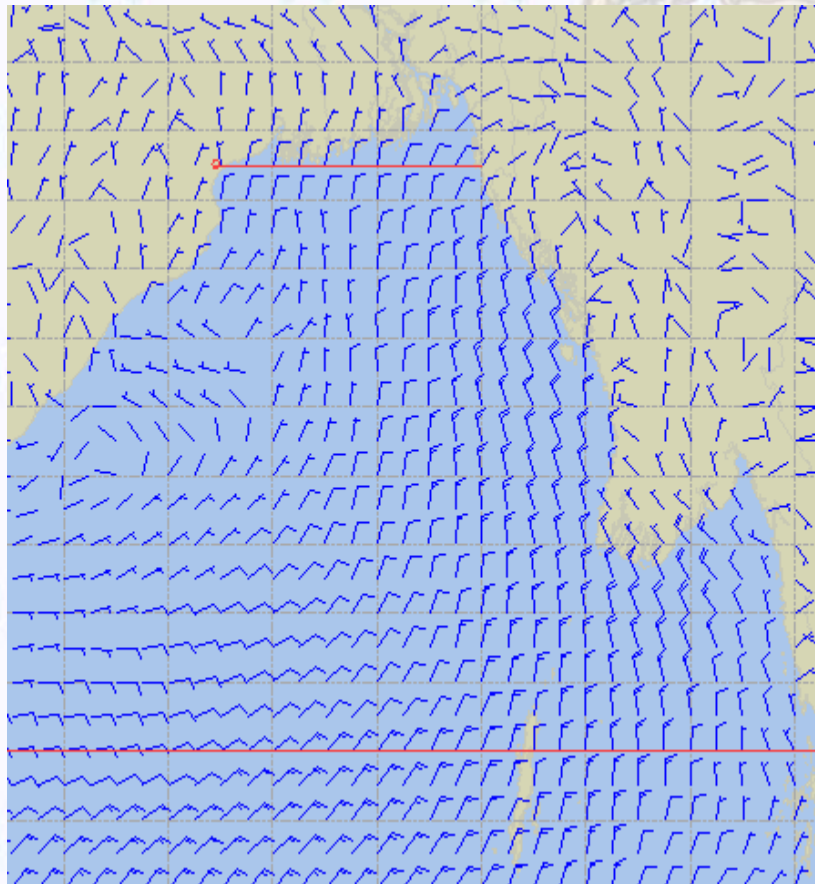




# Surface Wind Forecast – 25 & 26 Jan - 2020

25 Jan 2020 Saturday

26 Jan 2020 Sunday



**Legend:**



**Calm  
Winds**



**5 Knots**



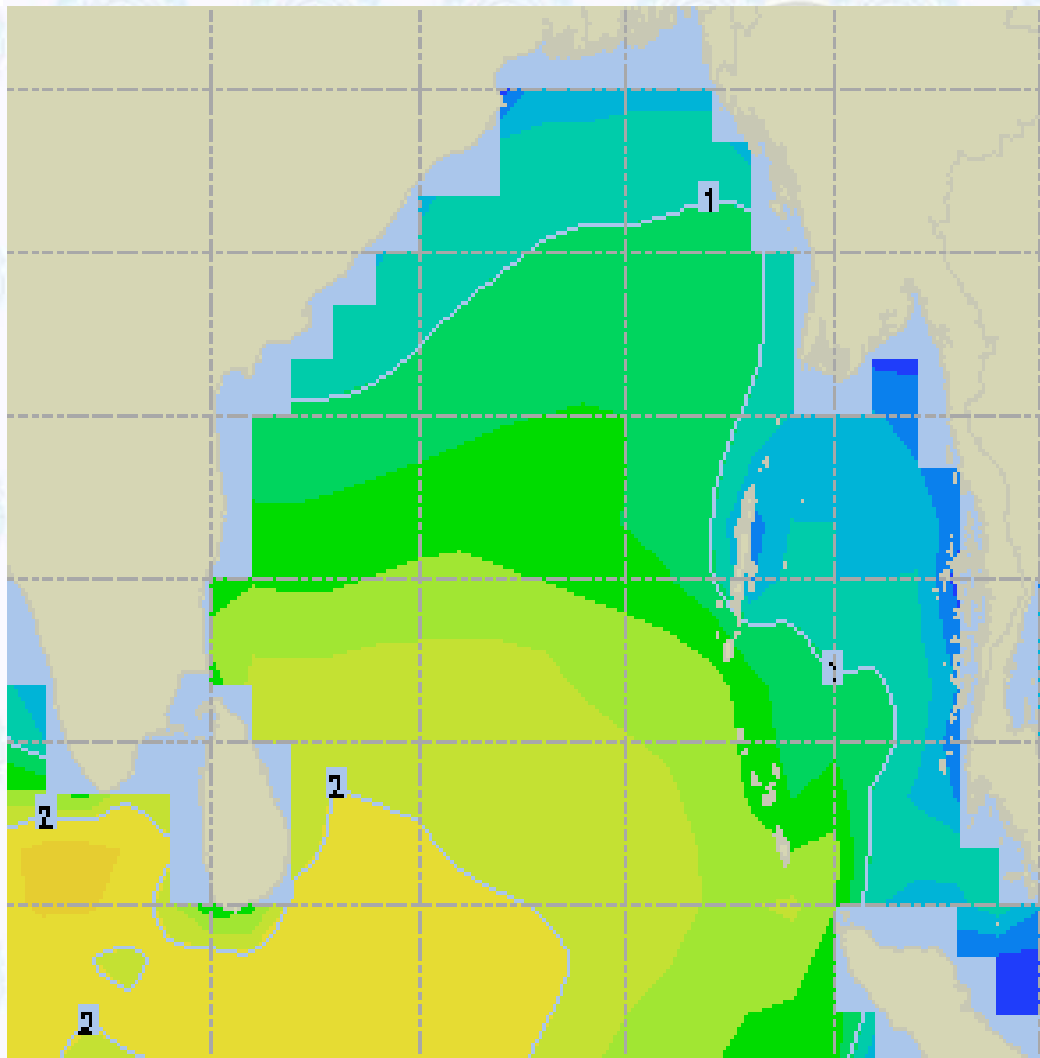
**10 Knots**



**60 Knots**



# Sea State Forecast- 24 Jan - 2020



Sea State	Ht (m)
0	0-0.1
1	0-0.1
2	0.1-0.5
3	0.5-1.25
4	1.25-2.5
5	2.5-4.0
6	4-6
7	6-9
8	9-14
9	Over 14



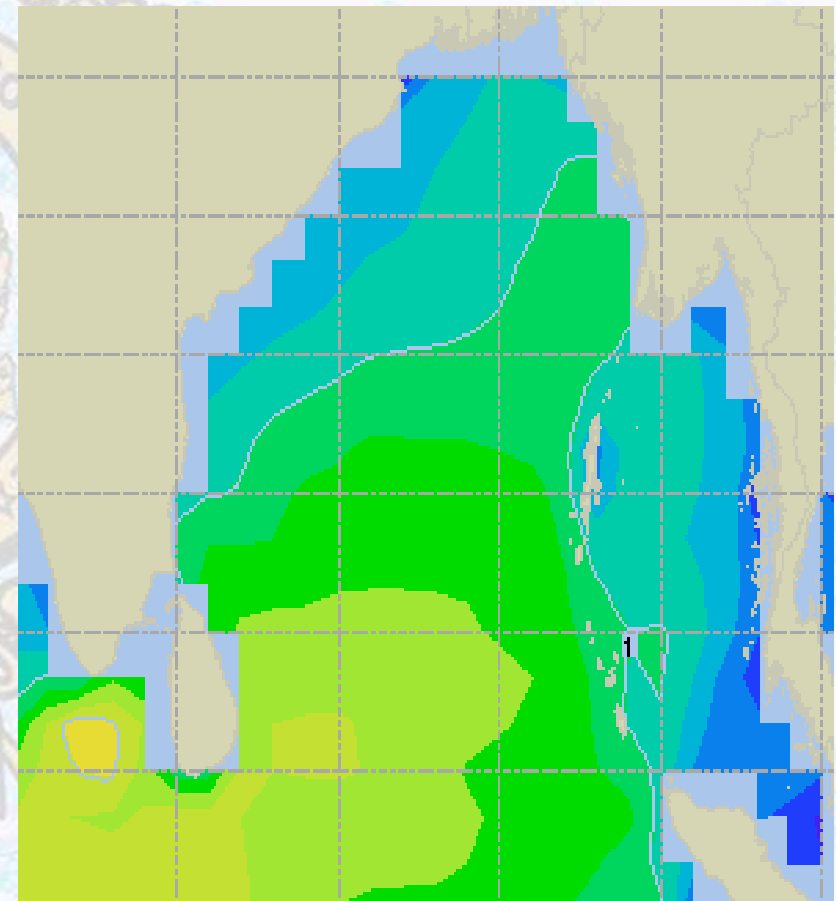
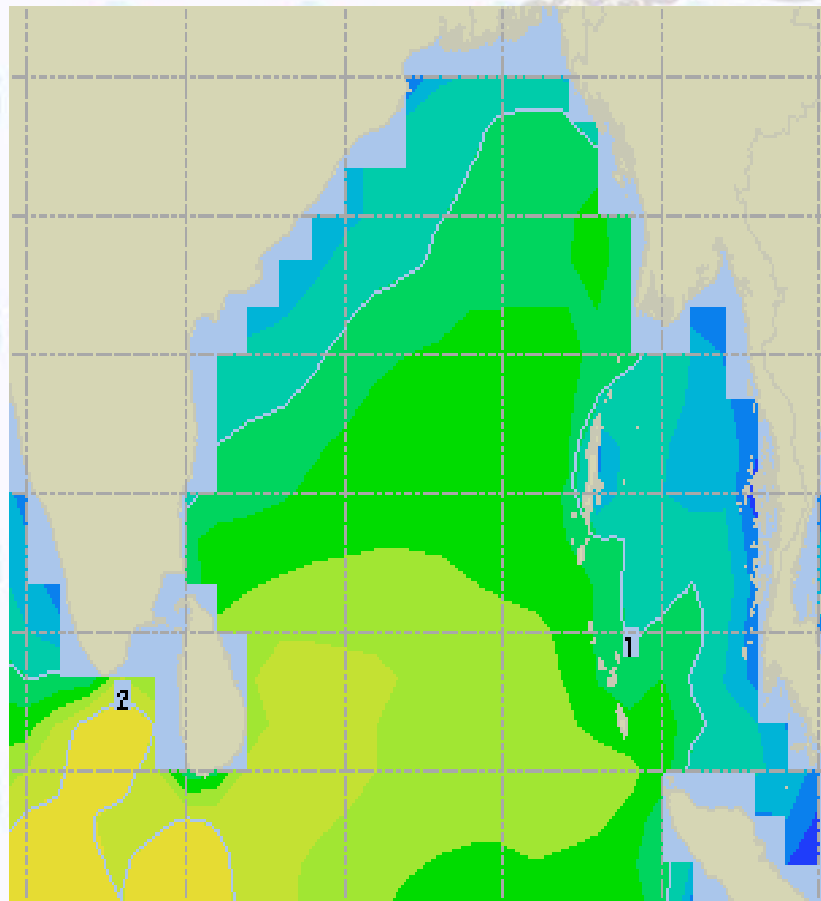




# Sea State Forecast – 25 & 26 Jan - 2020

25 Jan 2020 Saturday

26 Jan 2020 Sunday

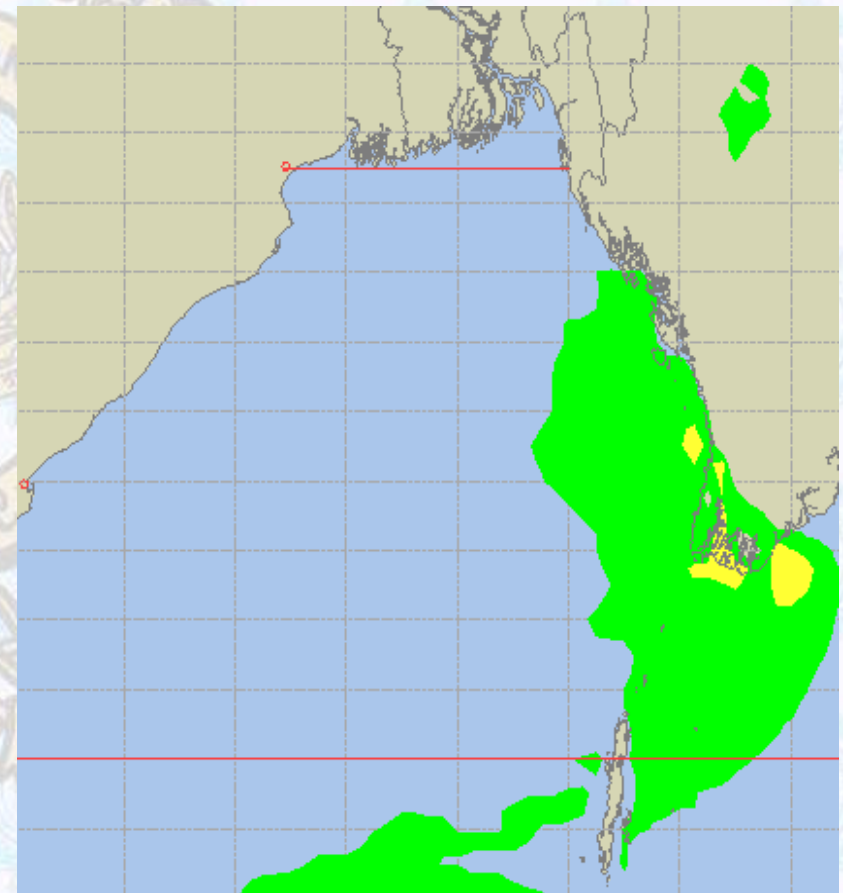
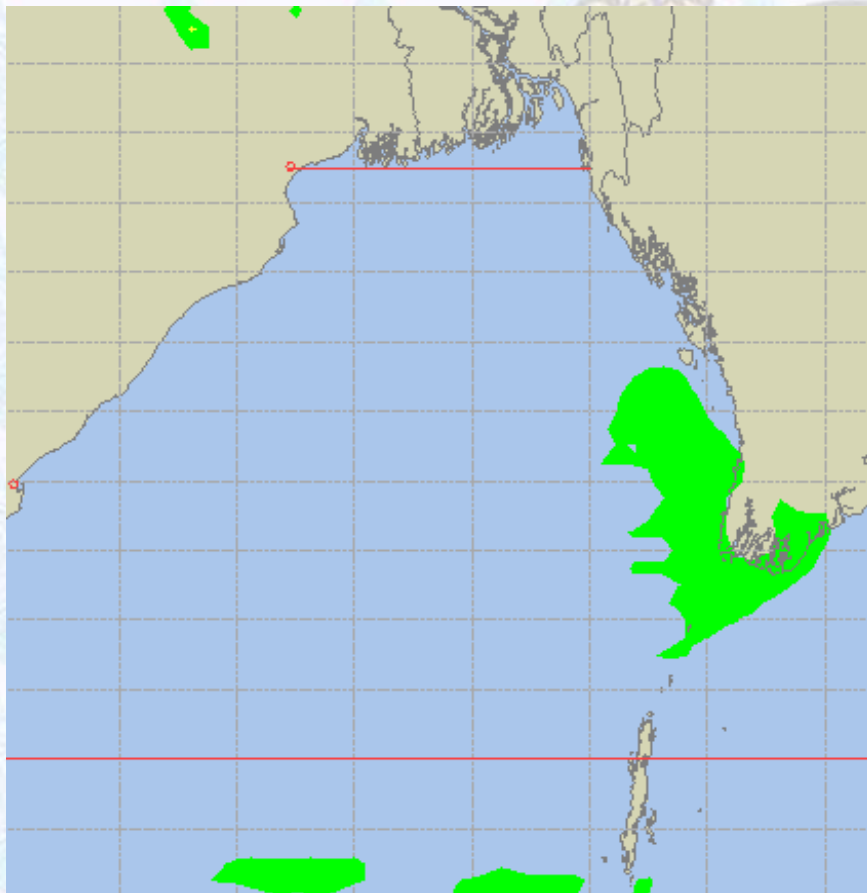




# Peak Gusting Possibilities – 24 & 25 Jan - 2020

24 Jan 2020 Friday

25 Jan 2020 Saturday



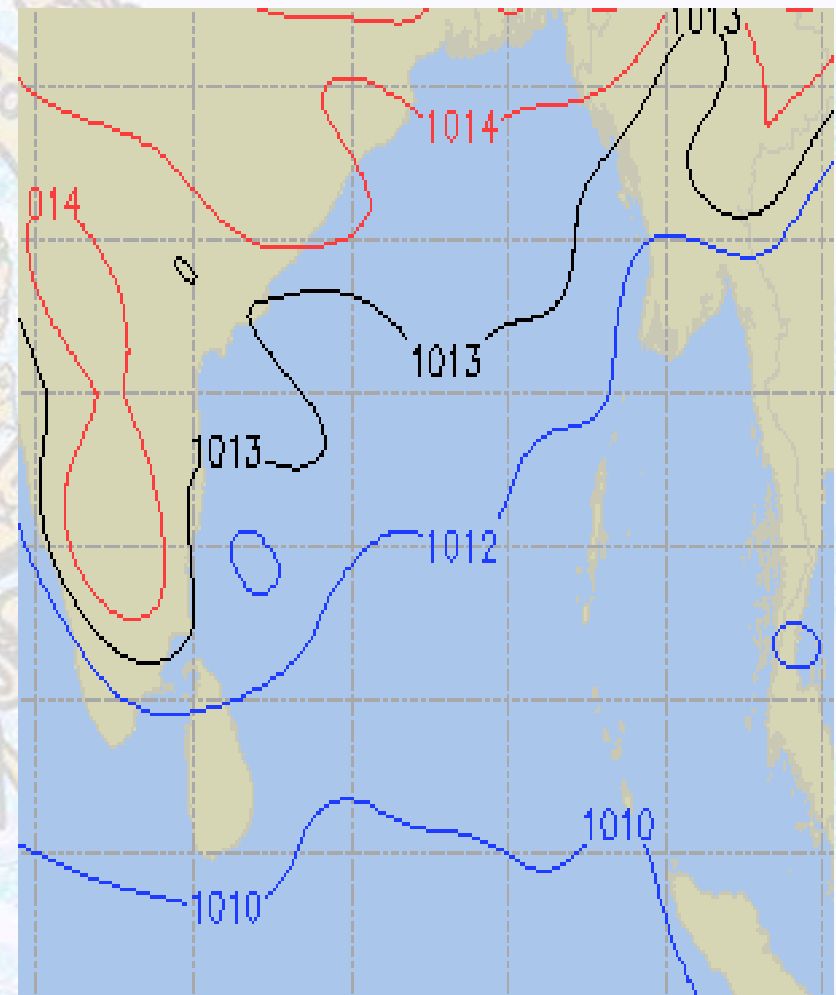
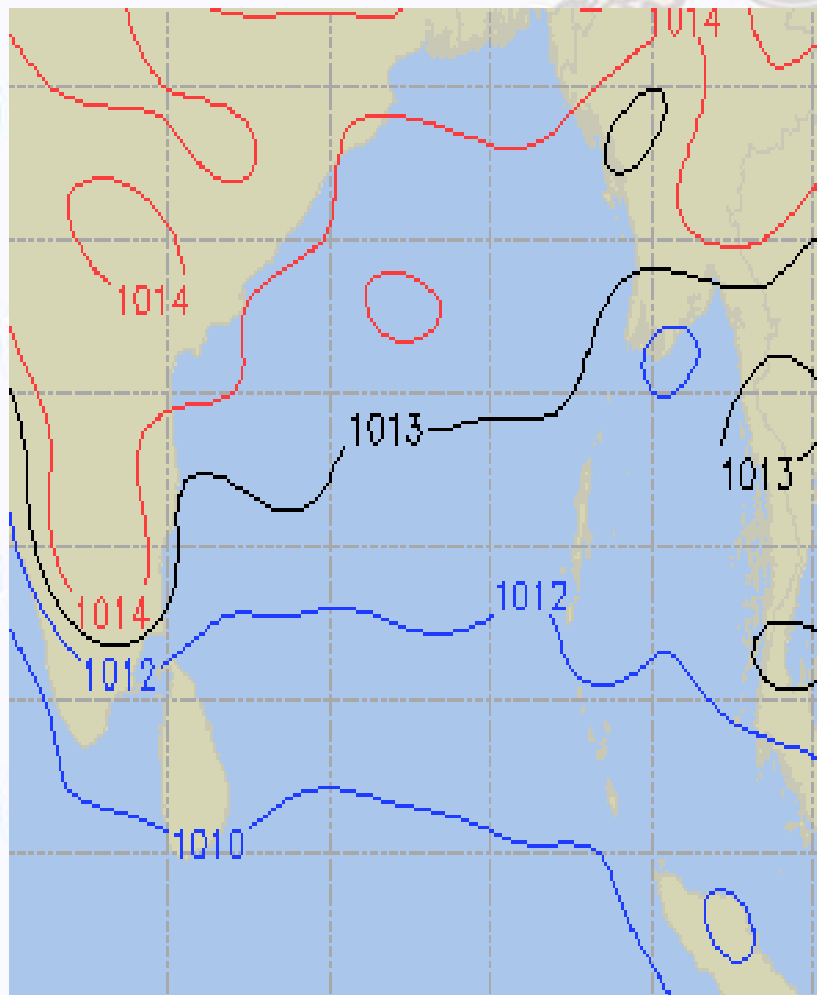




# Surface Pressure forecast – 24 & 25 Jan - 2020

24 Jan 2020 Friday

25 Jan 2020 Saturday

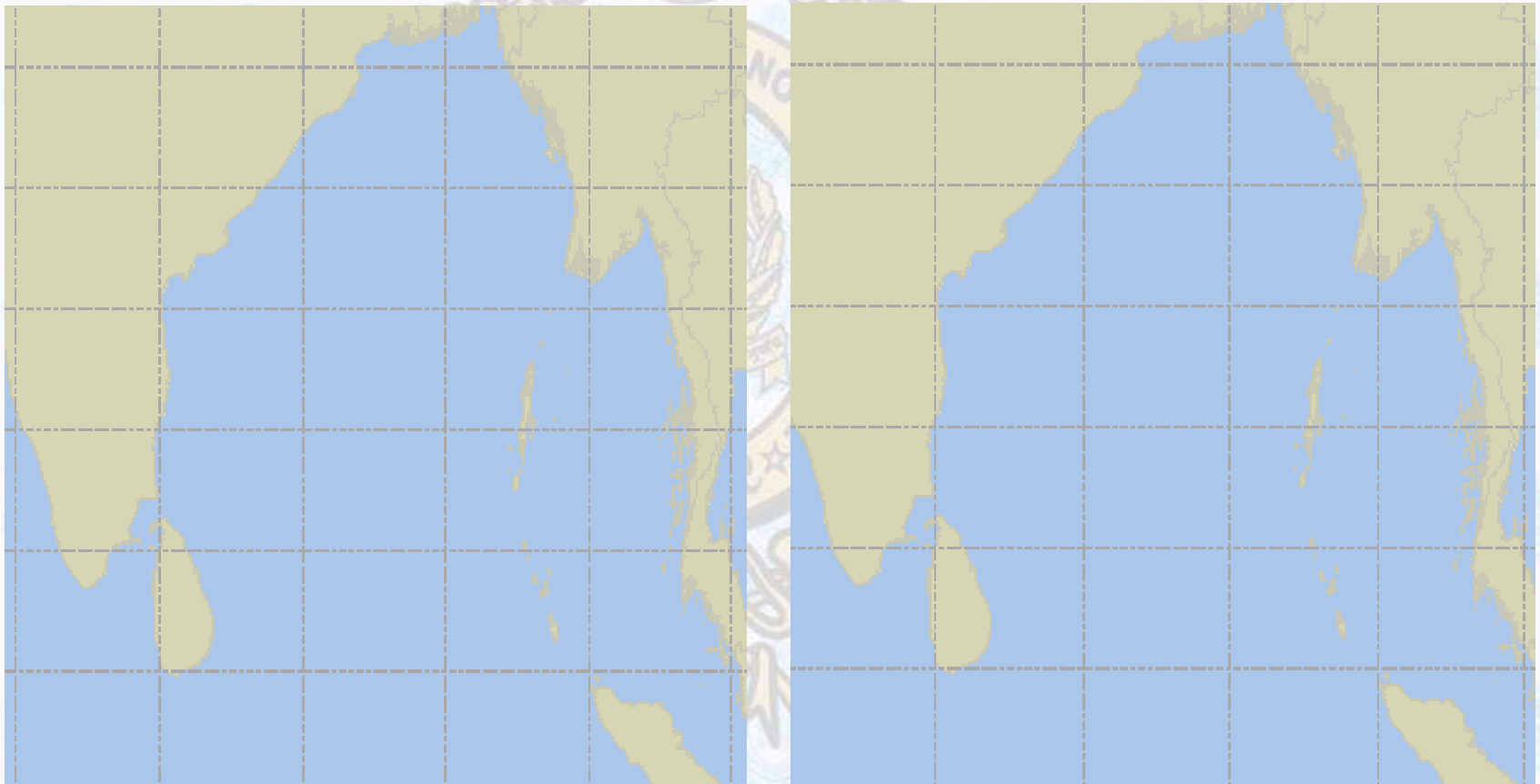




# Visibility at Sea Forecast – 24 & 25 Jan - 2020

24 Jan 2020 Friday

25 Jan 2020 Saturday



**Visibility Scale:**



Ref (Slide 12-18): <http://www.weatheronline.co.uk/marine/weather?LEVEL>

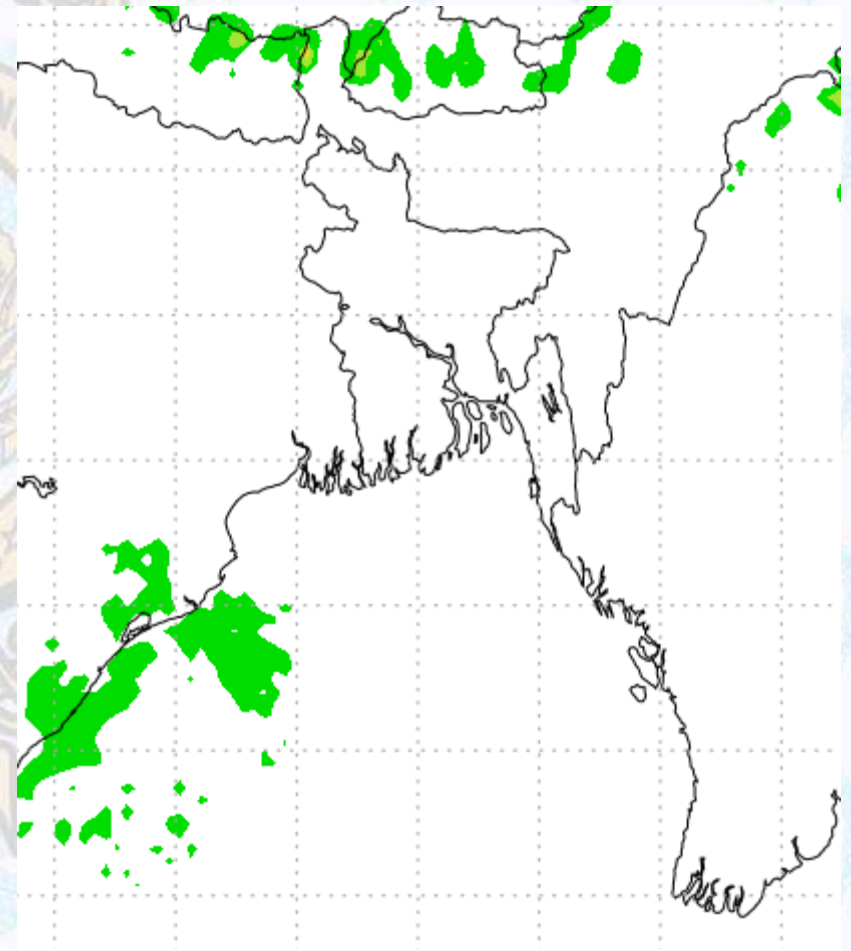
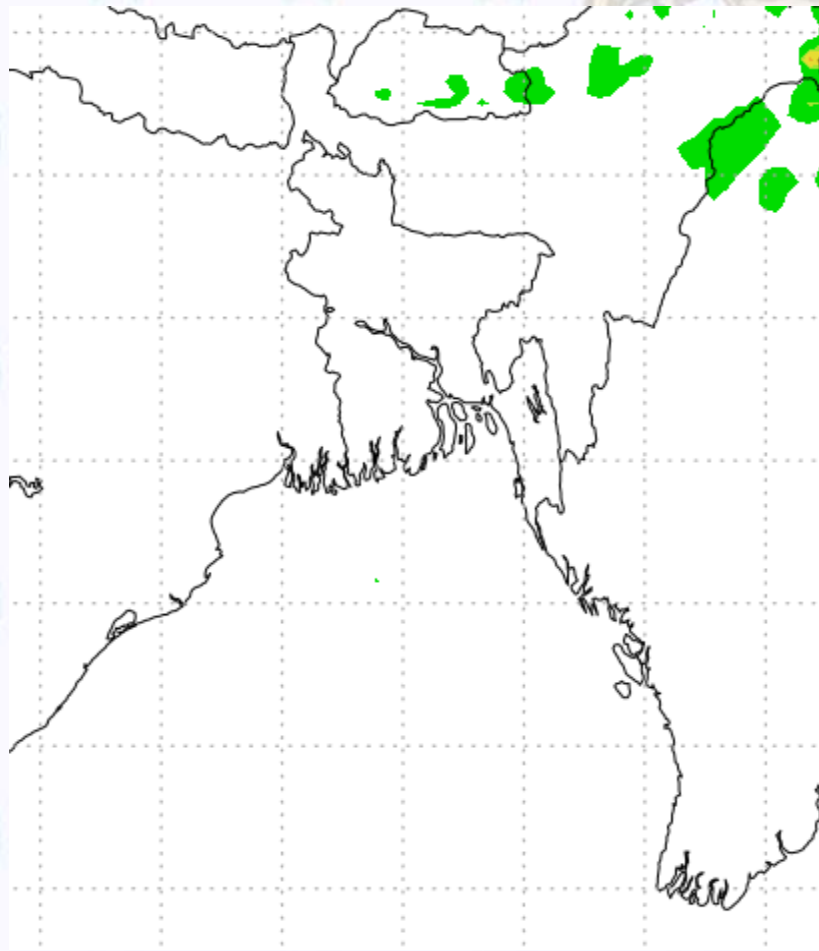




# Precipitation

Rain(mm) 24 & 25 Jan 20

Rain(mm) 25 & 26 Jan 20



Precipitation Scale (mm):





# Tidal Information

## KHAL NO. 10

## COX'S BAZAR

## HIRAN POINT

	Time	Height		Time	Height		Time	Height
24Jan 2020	0040	4.09		0314	0.50		0455	0.65
	0721	0.51		0935	3.30		1046	2.43
	1308	3.67		1703	0.70		1649	0.58
	1918	0.60		2144	2.90		2302	2.82
25Jan 2020	Time	Height		Time	Height		Time	Height
	0113	4.17		0527	0.39		0531	0.58
	0757	0.49		101	2.86		1121	2.49
	1339	3.76		1736	0.32		1724	0.55
	1952	0.57		2321	3.32		2334	2.84
26Jan 2020	Time	Height		Time	Height		Time	Height
	0141	4.24		0603	0.36		0603	0.55
	0829	0.47		1138	2.90		1152	2.53
	1407	3.85		1811	0.32		1756	0.55
	2023	0.54		2357	3.33		-	-